
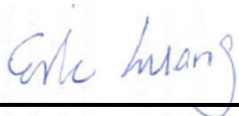


# RF Exposure Evaluation Report

APPLICANT : Elo Touch Solutions, Inc.  
EQUIPMENT : Touch All-in-One Computer  
BRAND NAME : Elo or   
MODEL NAME : ESY10i1  
FCC ID : RBWESY10I1  
STANDARD : 47 CFR Part 2.1091  
KDB 616217 D04 v01r01

We, SPORTON INTERNATIONAL INC., would like to declare that the device has been evaluated in accordance with 47 CFR Part 2.1091, and pass the limit. Without written approval of SPORTON INTERNATIONAL INC., the test report shall not be reproduced except in full.



Reviewed by: Eric Huang / Deputy Manager



Approved by: Jones Tsai / Manager



**SPORTON INTERNATIONAL INC.**

No. 52, Hwa Ya 1<sup>st</sup> Rd., Hwa Ya Technology Park, Kwei-Shan Hsiang, Tao Yuan Hsien, Taiwan, R.O.C.



## Table of Contents

<b>1. ADMINISTRATION DATA .....</b>	<b>3</b>
1.1. Testing Laboratory .....	3
<b>2. DESCRIPTION OF EQUIPMENT UNDER TEST (EUT) .....</b>	<b>3</b>
<b>3. MAXIMUM RF AVERAGE OUTPUT POWER AMONG PRODUCTION UNITS .....</b>	<b>4</b>
<b>4. RF EXPOSURE LIMIT INTRODUCTION .....</b>	<b>4</b>
<b>5. RADIO FREQUENCY RADIATION EXPOSURE EVALUATION .....</b>	<b>5</b>
5.1. Power Density Calculation.....	5

### **Revision History**

REPORT NO.	VERSION	DESCRIPTION	ISSUED DATE
FA4D0212	Rev. 01	Initial issue of report	Jan. 06, 2015
FA4D0212	Rev. 02	Revise brand name.	Jan. 09, 2015
FA4D0212	Rev. 03	Revise applicant information.	Jan. 15, 2015


## **1. Administration Data**

### **1.1. Testing Laboratory**

Testing Laboratory	
Test Site	SPORTON INTERNATIONAL INC.
Test Site Location	No. 52, Hwa Ya 1st Rd., Hwa Ya Technology Park, Kwei-Shan Hsiang, Tao Yuan Hsien, Taiwan, R.O.C. TEL: +886-3-327-3456 FAX: +886-3-328-4978

Applicant	
Company Name	Elo Touch Solutions, Inc.
Address	1033McCarthy Blvd, Milpitas, CA95035,USA

## **2. Description of Equipment Under Test (EUT)**

Product Feature & Specification	
EUT Type	Touch All-in-One Computer
Brand Name	Elo or 
Model Name	ESY10i1
FCC ID	RBWESY10I1
Wireless Technology and Frequency Range	WLAN 2.4GHz Band: 2412 MHz ~ 2462 MHz Bluetooth: 2402 MHz ~ 2480 MHz
Mode	• 802.11b/g/n HT20 • Bluetooth v3.0+EDR • Bluetooth v4.0-LE
Antenna Type	PIFA Antenna
HW Version	A00
SW Version	0.11
EUT Stage	Production Unit

**Remark:** The above EUT's information was declared by manufacturer. Please refer to the specifications or user's manual for more detailed description.

**3. Maximum RF average output power among production units**

Mode / Band	Average Power (dBm)			
	1Mbps (GFSK)	2Mbps ( $\pi/4$ -DQPSK)	3Mbps (8-DPSK)	BT4.0-LE (GFSK)
Bluetooth	3.00	2.00	2.00	3.00

Band / Frequency (MHz)		IEEE 802.11 Average Power (dBm)		
		11b	11g	HT20
2.4GHz Band	2412	15.00	14.00	13.50
	2437	15.00	14.00	13.50
	2462	15.00	11.50	11.00

**4. RF Exposure Limit Introduction**

According to ANSI/IEEE C95.1-1992, the criteria listed in Table 1 shall be used to evaluate the environmental impact of human exposure to radio frequency (RF) radiation as specified in §1.1310.

Frequency range (MHz)	Electric field strength (V/m)	Magnetic field strength (A/m)	Power density (mW/cm <sup>2</sup> )	Averaging time (minutes)
<b>(A) Limits for Occupational/Controlled Exposures</b>				
0.3-3.0	614	1.63	*(100)	6
3.0-30	1842/f	4.89/f	*(900/f <sup>2</sup> )	6
30-300	61.4	0.163	1.0	6
300-1500			f/300	6
1500-100,000			5	6
<b>(B) Limits for General Population/Uncontrolled Exposure</b>				
0.3-1.34	614	1.63	*(100)	30
1.34-30	824/f	2.19/f	*(180/f <sup>2</sup> )	30
30-300	27.5	0.073	0.2	30
300-1500			f/1500	30
1500-100,000			1.0	30

The MPE was calculated at 20 cm to show compliance with the power density limit.

The following formula was used to calculate the Power Density:

$$S = \frac{PG}{4\pi R^2}$$

Where:

S = Power Density

P = Output Power at Antenna Terminals

G = Gain of Transmit Antenna (linear gain)

R = Distance from Transmitting Antenna



## **5. Radio Frequency Radiation Exposure Evaluation**

### **5.1. Power Density Calculation**

Band	Frequency (MHz)	Antenna Gain (dBi)	Maximum Power (dBm)	Maximum EIRP (dBm)	Maximum EIRP (W)	Average EIRP (mW)	Power Density at 20cm (mW/cm <sup>2</sup> )	Limit (mW/cm <sup>2</sup> )
2.4GHz WLAN	2412.0	-2.04	15.00	12.960	0.020	19.770	0.004	1.000
Bluetooth	2402.0	-2.04	3.00	0.960	0.001	1.247	0.0002	1.000

**Note:** For conservativeness, the lowest uplink frequency of each band is used to determine the MPE limit of that band

### **Conclusion:**

Despite the fact that touch screen capability allows the user's hands come within 20 cm of the antenna during normal operation, continuously operating with the hand next to the antenna in normal operation is not expected. According to KDB 616217 D04 v01r01, exposures to hands for typical consumer transmitters used in tablets are not expected to exceed the extremity SAR limit; therefore, SAR evaluation for the front surface of tablet display screens are generally not necessary.