



6.4 Setup Photograph:

Conducted setup photo




7.4 Setup Photograph:

Conducted measurement setup photo




8.4 Setup Photograph:

Conducted measurement setup photo




9.4 Setup Photographs:

Radiated measurement setup photo





10.4 Setup Photographs:



Radiated Emissions Test Setup, 9 kHz-30 MHz, X-Axis




Radiated Emissions Test Setup, 9 kHz-30 MHz, Y-Axis





Radiated Emissions Test Setup, 9 kHz-30 MHz, Z-Axis




Radiated Emissions Test Setup, 30-1000 MHz



Radiated Emissions Test Setup, 1-18 GHz




Manual Scan, 18-26 GHz



11.4 Setup Photographs:

Radiated Emissions Test Setup, 30-1000 MHz



Radiated Emissions Test Setup, 1-13 GHz

