


USER MANUAL
MODEL : RZ09-0530

WHAT'S INSIDE

- Razer Blade 14

(Model number: RZ09-0530)



- Power adapter + regional power cord
- Micro-fiber cleaning cloth
- Important Product Information Guide

- A. Dual microphone array
- B. Infrared sensor/LED
- C. Full HD webcam
- D. Webcam on/off indicator
- E. 14" OLED display
- F. Speakers (6) powered by THX® Spatial Audio
- G. Power button
- H. Keyboard with per-key RGB
- I. Precision glass touchpad
- J. Power indicator
- K. UHS-II SD card reader
- L. USB 4 Type C ports*
- M. USB 3.2 Gen 2 Type A ports
- N. HDMI™ 2.1 port
- O. Lock slot
- P. Power port
- Q. 3.5 mm headphone / microphone combo port

**Supports 20V USB PD 3.0 charging up to 100W.*

LET'S GET YOU COVERED

You've got a great laptop in your hands, complete with a 1-year limited manufacturer's warranty* and a 2-year limited battery warranty coverage. Now maximize its potential and score exclusive Razer benefits by registering at razerid.razer.com

[PLACEHOLDER IMAGE]

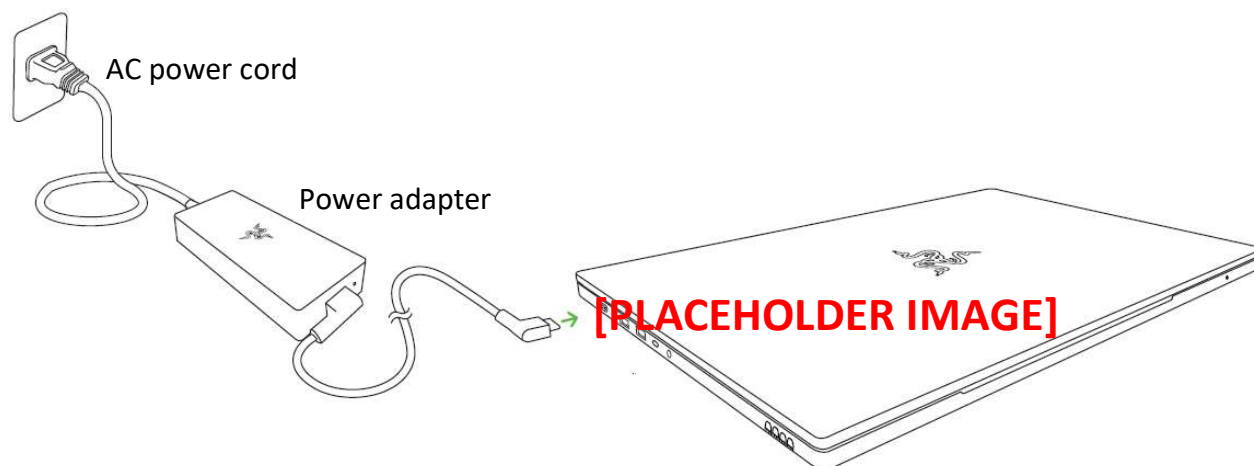
*Your product's serial number
can be found here.*

**Warranty may vary by region and is subject to applicable local law.*

Got a question? Ask the Razer Support Team at support.razer.com

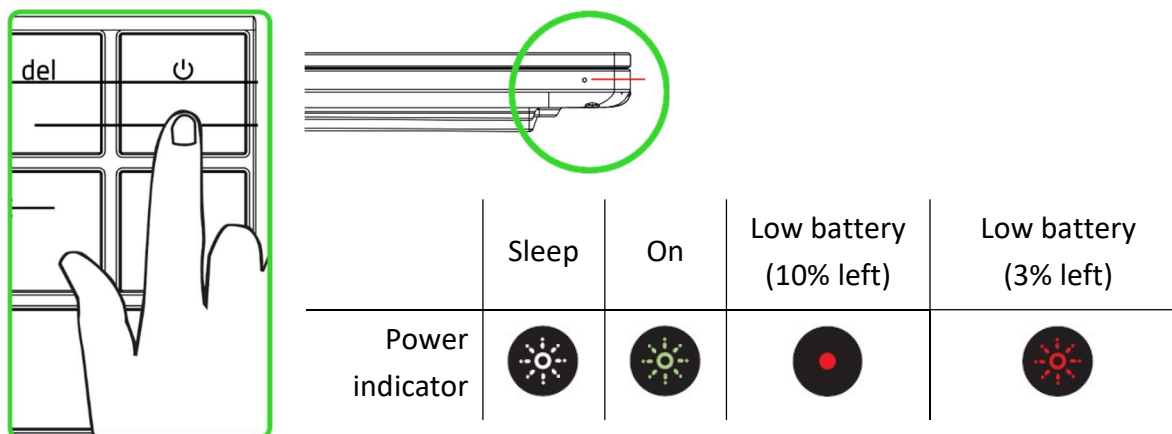
SETTING UP YOUR LAPTOP

1. With the appropriate power cord connected to the power adapter, insert its AC plug into a power outlet, and then connect it to the power port of your Razer Blade 14.



! Use the appropriate power cord for your region. For first time use, please fully charge your laptop first or make sure to connect it to a power outlet before turning it on. It takes at least 2 hours to fully charge your Razer Blade 14.

2. Power on your Razer Blade 14. The power indicator will show the status of your laptop.

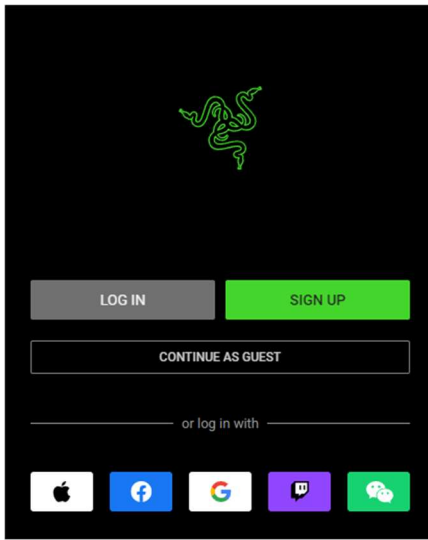



3. Follow the onscreen instructions to complete the Windows 11 setup.

! When prompted, it is recommended that you connect your laptop to a wireless network with an active internet connection.

INSTALLING DRIVERS

Download drivers or firmware updates for your Razer Blade 14 and other supported Razer peripherals, and customize all your Razer devices' advanced settings and lighting effects. When logged in, these custom settings are automatically stored to the cloud so that they can be accessed from any computer.



1. Make sure your laptop has an active internet connection.
2. By default, Razer Synapse will start automatically once you enter Windows 11. Simply sign up for a Razer ID or log in with an existing account.
 *You may also continue as a guest; however, you won't be able to store any of your settings to the cloud.*
3. Wait until Razer Synapse automatically downloads and installs the necessary drivers.

DOWNLOAD RAZER CORTEX

Elevate your gaming experience with Razer Cortex, the all-on-one powerful platform boosts your system's performance for smoother gameplay and connects you to the best gaming deals. Find out more at razer.com/cortex.

SAFETY AND MAINTENANCE

SAFETY GUIDELINES

In order to achieve maximum safety while using your Razer Blade 14, we suggest that you adopt the following guidelines:

- Should you have trouble operating the device properly and troubleshooting does not work, unplug the device, and go to support.razer.com where you can find FAQs, guides, and contact information to our Razer Advocacy team.
- Do not take apart the device (doing so may void your warranty) and do not attempt to operate it during power fluctuations.
- Keep the device away from liquid, humidity or moisture. Operate the device only within the specific temperature range of 0°C (32°F) to 35°C (95°F). Should the temperature exceed this range, unplug and/or switch off the device in order to let the temperature stabilize to an optimal level.

COMFORT

Research has shown that long periods of repetitive motion, improper positioning of your computer peripherals, incorrect body position, and poor habits may be associated with physical discomfort and injury to nerves, tendons, and muscles. Below are some guidelines to avoid injury and ensure optimum comfort while using your Razer Blade 14.

- Position your laptop directly in front of you. If you have an external mouse, position it next to the laptop. Place your elbows next to your side, not too far away and your mouse within easy reach.
- Adjust the height of your chair and table so that the laptop is at or below elbow height.
- Keep your feet well supported, posture straight and your shoulders relaxed.
- During gameplay, relax your wrist and keep it straight. If you do the same tasks with your hands repeatedly, try not to bend, extend or twist your hands for long periods.
- Do not rest your wrists on hard surfaces for long periods. When using an external mouse, use a wrist rest to support your wrist while gaming.
- Do not sit in the same position all day. Get up, step away from your desk, and do exercises to stretch your arms, shoulders, neck, and legs.

- If you should experience any physical discomfort while using your laptop, such as pain, numbness, or tingling in your hands, wrists, elbows, shoulders, neck, or back, please consult a qualified medical doctor immediately.

BATTERY WARNING

The Razer Blade 14 contains an internal lithium-ion rechargeable battery. In general, the life expectancy of such battery is dependent upon usage. If you suspect that the lithium-ion rechargeable battery inside the Razer Blade 14 may be drained (has a low charge), try charging it. If the battery does not recharge after several attempts, it may be non-operational.

Do not open, mutilate, or expose to conducting materials (metal), moisture, liquid, fire, or heat. Doing so may cause the battery to leak or explode, resulting in personal injury. Do not use or charge the battery if leaking, discolored, or deformed. Do not leave the rechargeable battery discharged or unused for extended periods. When not using your Razer Blade 14 battery for more than 30 days, be sure to store the battery in a fully charged state. Do not tamper with the battery. Dispose of the used battery according to local regulations.

LEGALESE

COPYRIGHT AND INTELLECTUAL PROPERTY INFORMATION

©2025 Razer Inc. All rights reserved. Razer, the triple-headed snake logo, Razer logo, “For Gamers. By Gamers.”, and “Razer Chroma” are trademarks or registered trademarks of Razer Inc. and/or affiliated companies in the United States or other countries. Actual product may differ from pictures. All other trademarks are the property of their respective owners. Warranty not valid outside of product’s intended region.

Microsoft Copilot, Microsoft Copilot logo, Windows and the Windows logo are trademarks of the Microsoft group of companies.

THX® and the THX® Logo are the property of THX® Ltd., registered in the U.S. and other countries.

The Adopted Trademarks HDMI, HDMI High-Definition Multimedia Interface, and the HDMI Logo are trademarks or registered trademarks of HDMI Licensing Administrator, Inc. in the United States and other countries.



Razer Inc. (“Razer”) may have copyright, trademarks, trade secrets, patents, patent applications, or other intellectual property rights (whether registered or unregistered) concerning the product in this Master Guide. Furnishing of this Master Guide does not give you a license to any such copyright, trademark, patent, or other intellectual property right. The Razer Blade 14 (the “Product”) may differ from pictures, whether on packaging or otherwise. Razer assumes no responsibility for such differences or for any errors that may appear. Information contained herein is subject to change without notice.

LIMITED PRODUCT WARRANTY

For the latest and current terms of the Limited Product Warranty, please visit [razer.com/warranty](https://www.razer.com/warranty).

LIMITATION OF LIABILITY

Razer shall in no event be liable for any lost profits, loss of information or data, special, incidental, indirect, punitive or consequential or incidental damages arising in any way out of distribution of, sale of, resale of, use of, or inability to use the Product. In no event shall Razer’s liability exceed the retail purchase price of the Product.

GENERAL

These terms shall be governed by and construed under the laws of the jurisdiction in which the Product was purchased. If any term herein is held to be invalid or unenforceable, then such term (in so far as it is invalid or unenforceable) shall be given no effect and deemed to be excluded without invalidating any of the remaining terms. Razer reserves the right to amend any term at any time without notice.

FCC CAUTION STATEMENT

Any changes or modifications not expressly approved by the party responsible for compliance could void the user's authority to operate this equipment.

This device complies with Part 15 of the FCC Rules. Operation is subject to the following two conditions:

- This device may not cause harmful interference, and
- This device must accept any interference received, including interference that may cause undesired operation.

The device for operation in the band 5150–5250 MHz is only for indoor use to reduce the potential for harmful interference to co-channel mobile satellite systems;

1. For devices with detachable antenna(s), the maximum antenna gain permitted for devices in the bands 5250-5350 MHz and 5470-5725 MHz shall be such that the equipment still complies with the e.i.r.p. limit;
2. For devices with detachable antenna(s), the maximum antenna gain permitted for devices in the band 5725-5850 MHz shall be such that the equipment still complies with the e.i.r.p. limits specified for point-to-point and non-point-to-point operation as appropriate.

Les dispositifs fonctionnant dans la bande 5150-5250 MHz sont réservés uniquement pour une utilisation à l'intérieur afin de réduire les risques de brouillage préjudiciable aux systèmes de satellites mobiles utilisant les mêmes canaux;

1. le gain maximal d'antenne permis pour les dispositifs utilisant les bandes 5250-5350 MHz et 5470-5725 MHz doit se conformer à la limite de p.i.r.e.;
2. le gain maximal d'antenne permis (pour les dispositifs utilisant la bande 5725-5825 MHz) doit se conformer à la limite de p.i.r.e. spécifiée pour l'exploitation point à point et non point à point, selon le cas.

The SAR limit of USA (FCC) is 1.6 W/kg averaged over one gram of tissue. This device has been tested to comply with FCC Specific Absorption Rate (SAR) compliance. The highest reported SAR level for usage near the body (0mm) is 1.41 W/kg.

IMPORTANT NOTE:

FCC Radiation Exposure Statement:

This equipment complies with FCC radiation exposure limits set forth for an uncontrolled environment. End users must follow the specific operating instructions for satisfying RF exposure compliance. This transmitter must not be co-located or operating in conjunction with any other antenna or transmitter.

USAGE RESTRICTIONS

This Razer device was developed and designed to comply with the various wireless and telecom agency requirements throughout the world. This ensures that the device does not cause any harm to Public Switching Telecommunication Networks (PSTN) and does not violate any power and frequency spectrum allocations on a country by country basis. This device was also designed to be compliant with regulatory agency limits for Electromagnetic Compatibility (EMC).

CANADA STATEMENT

This device contains licence-exempt transmitter(s)/receiver(s) that comply with Innovation, Science and Economic Development Canada's licence-exempt RSS(s). Operation is subject to the following two conditions:

(1) This device may not cause interference.

(2) This device must accept any interference, including interference that may cause undesired operation of the device.

L'émetteur/récepteur exempt de licence contenu dans le présent appareil est conforme aux CNR d'Innovation, Sciences et Développement économique Canada applicables aux appareils radio exempts de licence. L'exploitation est autorisée aux deux conditions suivantes :

1) L'appareil ne doit pas produire de brouillage;

2) L'appareil doit accepter tout brouillage radioélectrique subi, même si le brouillage est susceptible d'en compromettre le fonctionnement.

"This transmitter must not be co-located or operating in conjunction with any other antenna or transmitter. This equipment should be installed and operated with a minimum distance of 0mm between the radiator and your body.

Cet émetteur ne doit pas être Co-placé ou ne fonctionnant en même temps qu'aucune autre antenne ou émetteur. Cet équipement devrait être installé et actionné avec une distance minimum de 0mm entre le radiateur et votre corps."

Devices shall not be used for control of or communications with unmanned aircraft systems.

IMPORTANT NOTICE FOR USE IN HEALTHCARE ENVIRONMENTS

This Razer device is not a medical device and is not listed under UL or IEC 60601 (or equivalent). This device should be kept at a certain distance to avoid harmful effects to patients or medical equipment.

AVIATION USAGE RESTRICTIONS

Certain restrictions apply to this device while on-board an aircraft. Razer encourages you to understand these restrictions to ensure the flight's safety and security.

Hereby, Razer Inc., declares that the radio equipment type RZ09-0530 is in compliance with Directive 2014/53/EU.


The full Declaration of Conformity is accessible via the following:

Internet address: **[razer.com/legal/compliance](https://www.razer.com/legal/compliance)**

Email: **compliance@razer.com**

La version complete de la declaration de conformite peut
etre consultee sur le site suivant :

Adresse internet : **[razer.com/legal/compliance](https://www.razer.com/legal/compliance)**

	AT	BE	BG	CZ	DK	EE	FR	DE	IS	IE	IT
	EL	ES	CY	LV	LI	LT	LU	HU	MT	NL	NO
	PL	PT	RO	SI	SK	TR	FI	SE	CH	UK (NI)	HR

In EU member states, operation of 5150-5350MHz and 5945-6425 MHz is restricted to indoor use only.

RF exposure (SAR): The device can safely be used with a distance of 0mm to the human body

WIFI 6E LPI: Restricted to indoor use only (including trains where metal coated windows are fitted and aircraft). Outdoor use (including in road vehicles) is not permitted.

WIFI 6E VLP: Use on drones is prohibited

DETAILS OF FREQUENCY OPERATION:

Bluetooth Basic Rate + EDR +LE FHSS

Transmit frequency: 2402 MHz to 2480 MHz
Receive frequency: 2402 MHz to 2480 MHz
Modulation: GFSK, π /DQPSK, 8DPSK
Transmit Power 16.52 dBm, e.i.r.p.

Bluetooth Low Energy (BLE)

Transmit frequency: 2402 MHz to 2480 MHz
Receive frequency: 2402 MHz to 2480 MHz
Modulation: GFSK
Transmit Power 11.17 dBm, e.i.r.p.

IEEE 802.11b/g/n/ax/be WLAN

Transmit frequency: 2412 MHz to 2472 MHz (20 MHz)
2422 MHz to 2462 MHz (40 MHz)
Receive frequency: 2412 MHz to 2472 MHz (20 MHz)
2422 MHz to 2462 MHz (40 MHz)
Modulation: DSSS (DBPSK, DQPSK, CCK), OFDM/
OFDMA(BPSK, QPSK, 16QAM,
64QAM, 1024QAM, 4096QAM)
Transmit Power 19.96 dBm, e.i.r.p.

IEEE 802.11a/n/ac/ax/be WLAN

Transmit frequency: 5180 MHz to 5320 MHz (20 MHz)
5190 MHz to 5310 MHz (40 MHz)
5210 MHz, 5290MHz (80 MHz)
5250 MHz(160 MHz)
Receive frequency: 5180 MHz to 5320 MHz (20 MHz)
5190 MHz to 5310 MHz (40 MHz)
5210 MHz, 5290MHz (80 MHz)
5250 MHz(160 MHz)
Modulation: OFDM/OFDMA(BPSK, QPSK, 16QAM,
64QAM, 256QAM, 1024QAM,
4096QAM)
Transmit Power 22.96 dBm, e.i.r.p.

IEEE 802.11a/n/ac/ax/be WLAN

Transmit frequency: 5500 MHz to 5700 MHz (20 MHz)
5510 MHz to 5670 MHz (40 MHz)
5530 MHz (80 MHz)
Receive frequency: 5500 MHz to 5700 MHz (20 MHz)
5510 MHz to 5670 MHz (40 MHz)
5530 MHz (80 MHz)

Modulation: OFDM/OFDMA(BPSK, QPSK, 16QAM, 64QAM, 256QAM, 1024QAM, 4096QAM)
Transmit Power 22.8 dBm, e.i.r.p.

IEEE 802.11a/n/ac/ax WLAN

Transmit frequency: 5745 MHz to 5825 MHz (20 MHz)
5755 MHz to 5795 MHz (40 MHz)
5775 MHz (80 MHz)
Receive frequency: 5745 MHz to 5825 MHz (20 MHz)
5755 MHz to 5795 MHz (40 MHz)
5775 MHz (80 MHz)
Modulation: OFDM/OFDMA(BPSK, QPSK, 16QAM, 64QAM, 256QAM, 1024QAM, 4096QAM)
Transmit Power 13.97 dBm, e.i.r.p.

IEEE 802.11ax/be WLAN

Transmit frequency: 5955 MHz to 6415 MHz (20 MHz)
5965 MHz to 6405 MHz (40 MHz)
5985 MHz to 6385 MHz (80 MHz)
6025 MHz to 6345 MHz (160 MHz)
Receive frequency: 5955 MHz to 6415 MHz (20 MHz)
5965 MHz to 6405 MHz (40 MHz)
5985 MHz to 6385 MHz (80 MHz)
6025 MHz to 6345 MHz (160 MHz)
Modulation: OFDMA(BPSK, QPSK, 16QAM, 64QAM, 256QAM, 1024QAM, 4096QAM)
Transmit Power 22.98 dBm, e.i.r.p.

SAR Value, Body SAR -10g(W/kg): 1.41