



Framework™ Computer Inc

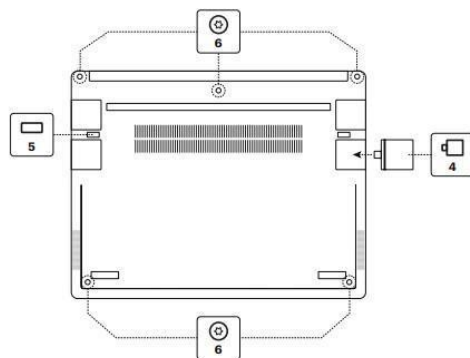


**Model: FRANQA0000**

Product: Framework Laptop 13

Date

Revision 1





- 

Microphone Privacy Switch / Paramètres de confidentialité du microphone / Interruptor de privacidad del micrófono / 麥克風隱私開關 / Mikrofon Privatsphäre's chalter / Interruttore per la privacy del microfono
- 

Camera Privacy Switch / Paramètres de confidentialité de la caméra / Interruptor de privacidad de la cámara / 攝影機隱私開關 / Kamera-Privatsphäre-Schalter / Interruttore per la privacy della fotocamera
- 

Power Button / Bouton d'alimentation / Botón de encendido / 電源按鈕 / Power Button / Pulsante di accensione

- 

Expansion Card / Carte d'extension / Tarjeta de expansión / 擴充卡 / Erweiterungskarte / Scheda di espansione
- 

Expansion Card Release Button / Bouton de libération de la carte d'extension / Botón de liberación de la tarjeta de expansión / 擴充卡釋放鈕 / Freigabetaste der Erweiterungskarte / Pulsante di rilascio della scheda di espansione
- 

Five Fasteners - Fasteners to get inside the Framework Laptop Chromebook Edition / Cinq éléments de fixation / Éléments de fixation permettant de regarder à l'intérieur de l'ordinateur portable Framework / Cinco tornillos / Tornillos para acceder al ordenador portátil Framework / 五處緊固件 - 鬆開緊固件以拆卸 Framework 筆記型電腦 / fünf Befestigungselemente / Cinque elementi di fissaggio: elementi di fissaggio per l'accesso all'interno del notebook Framework

# Important Safety and Handling Information

This section of the User Manual contains safety, handling, disposal, recycling, and regulatory information, as well as the limited warranty for the Framework™ Laptop, including all current and future models of the FRANQA0000. Please read all safety information and operating instructions before using the Framework™ Laptop to avoid injury or harm. For a downloadable version of the Framework™ Laptop support guide please visit the following website.

<https://frame.work/support>

## General Safety Guide

Read the following safety, operating, and warning instructions before you use Framework™ Laptop. Failing to do so may cause injury.



### **WARNING: Choking Hazards**

The Framework Laptop 13 contains small parts which may present a choking hazard to small children and pets. Keep small parts away from small children.



### **WARNING: Rechargeable Lithium Ion Battery**

Caution: Risk of explosion if battery is replaced with the incorrect type. The battery used in this device may present a risk of fire or chemical burn if mistreated.

- Do not use the Framework Laptop 13 if its cover or the battery's plastic or mylar cover has been cracked or compromised in any way.
- Do not use the battery in the event of battery leakage.
- Do not expose the battery to excessive physical shock, excessive heat, or fire.
- Do not attempt to dismantle, pierce, distort, or cut the battery, and do not attempt to repair the battery.

We recommend that you replace the battery with battery model FRANGW0000 or other Framework - recommended batteries only. For more information in regards to Framework-recommended batteries and used battery recycling instructions please visit <https://fr.mw/FRANDZ>. Keep away from children. For additional handling information please visit our online manual that can be found at the following link: <https://frame.work/support>.



### **WARNING: Hearing Damage**

To Prevent possible hearing damage, do not listen at high volume, for long periods of time.

### **WARNING: Uninstalled Hardware can lead to System Malfunction**

Please follow the instructions at <https://frame.work/support> when repairing or upgrading your system. Incomplete or improper installation/disassembly/repair can result in system damage and malfunction.



**WARNING: Burn Risk - Improper Handling**

Please follow the instructions at <https://frame.work/support> when repairing and upgrading your system. Make sure your system is powered off and cool to the touch before opening. Excessive temperature can result in heat related injuries.



**WARNING: ESD Shock**

The Framework™ Laptop includes internal components that are sensitive to ESD. Improper use may result in electrostatic shock to the user or minor to severe damage to the product. Please visit our support page for more information in regards to operating and repairing the Framework™ Laptop properly to avoid ESD issues.



**WARNING: Prop 65**



**WARNING:** This product can expose you to Lead material, which is known to the State of California to cause birth defects or other reproductive harm. For more information go to [www.P65Warnings.ca.gov](http://www.P65Warnings.ca.gov).



**WARNING:** This product can expose you to Bisphenol material, which is known to the State of California to cause birth defects or other reproductive harm. For more information go to [www.P65Warnings.ca.gov](http://www.P65Warnings.ca.gov).

## Operating Guide: Temperature, Storage, Use, and Replacement

Operate and store the Framework™ Laptop in a place where the temperature is between 5C - 35C (41F - 95F) (operating) -25C- 45C (-13F - 113F) (storage). Low or high-temperature conditions might cause the Framework™ Laptop to temporarily stop working properly.

This equipment is not suitable for use in locations where children are likely to be present

Do not place the Framework™ Laptop directly on the user's lap and exposed skin. Avoid using your Framework™ Laptop with the base resting directly on the skin. The surface temperature may rise during normal operation. Sustained contact with exposed skin may cause discomfort or burn.

Do not operate the Framework™ Laptop without all of the removable components installed. Operation must include all components.

Please follow the below safety instructions in order to safely replace all of the Framework™ Laptop's interchangeable components.

1. Remove your Framework™ Laptop from all power sources by unplugging your AC cable from your power outlet
2. Turn your computer off
3. Wait until your Framework™ Laptop is completely cool to the touch to open or remove any internal components (This can take anywhere from 5 - 30 minutes).

**CAUTION:** if you do not wait for the Framework™ Laptop to cool down you may risk the chance of encountering hot components which may result in a potential burn risk.

### **Powering Framework™ Laptop Back On**

Before restarting the Framework™ Laptop users must ensure that all screws are in place and tightened both internally and externally. The user must also ensure that all of the interchangeable components must be in their original locations. For instructions on the reassembly of the Framework™ Laptop - please refer to the replacement instructions in the reverse order. Please access the following link for assembly and disassembly instructions. The Framework Laptop should not be opened for 20 minutes after removing the power cord. Remove the power cord before disassembling the laptop.

### **Operating Guide: Charging**

Never charge a leaky battery or one that has been damaged. Do not use the Framework™ Laptop to charge any other battery than the compatible rechargeable battery.

Do not cover your product while the battery is charging.

Recharge the battery at a temperature of between 5C -35C (41F - 95F) (operating).

Do not use the Framework™ Laptop if its cover has been broken and the battery's plastic or mylar cover has been cracked or compromised in any way.

Examine the power adapter cord regularly for damage. Never use a damaged power adapter cord. Use only certified power adapter cords for charging. Misuse can cause electrical shock.

Do not use the Framework™ Laptop power adapter if its cover has been cracked or compromised in any way.

The socket-outlet shall be installed near the equipment and shall be easily accessible.

# Framework Computer Inc Limited Warranty

By using your Framework Computer Inc ("Framework") product, you agree to be bound by the terms of the Framework Limited Warranty ("Warranty"). See website:

<http://frame.work/support/warranty>

If you do not agree to the terms of the Warranty, please return the Product within the return period stated in Framework's Terms of Sale.

## Framework™ Laptop Technical Information

Model	Base	Extended Productivity	Performance	Extended Performance	Extended Pro
Processor I/Os	Ryzen™ AI 5 340	Ryzen™ AI 5 340	Ryzen™ AI 7 350	Ryzen™ AI 7 350	Ryzen™ AI 9 HX 370
Memory	2x8GB DDR5-5600	2x8GB DDR5-5600	2x8GB DDR5-5600	2x8GB DDR5-5600	2x16GB DDR5-5600
Storage	256GB	512GB	512GB	512GB	1TB
Connectivity	AMD RZ717 WiFi 7	AMD RZ717 WiFi 7	AMD RZ717 WiFi 7	AMD RZ717 WiFi 7	AMD RZ717 WiFi 7
Display	Display Kit - Matte	Display Kit - Matte	Display Kit - Matte	Display Kit - Matte	Display Kit - Matte
Battery	Battery - 61Wh	Battery - 61Wh	Battery - 61Wh	Battery - 61Wh	Battery - 61Wh
Camera	Webcam Module (2nd Gen)	Webcam Module (2nd Gen)	Webcam Module (2nd Gen)	Webcam Module (2nd Gen)	Webcam Module (2nd Gen)
Power Adapter	60W Adapter Kit (Brick + USB-C Cable + AC Cable)	60W Adapter Kit (Brick + USB-C Cable + AC Cable)	60W Adapter Kit (Brick + USB-C Cable + AC Cable)	60W Adapter Kit (Brick + USB-C Cable + AC Cable)	60W Adapter Kit (Brick + USB-C Cable + AC Cable)
Side Ports	4x User-selectable Expansion Cards	4x User-selectable Expansion Cards	4x User-selectable Expansion Cards	4x User-selectable Expansion Cards	4x User-selectable Expansion Cards
Rear Ports	N/A	N/A	N/A	N/A	N/A
Dimensions	15.85mm x 296.63mm x 228.98mm	15.85mm x 296.63mm x 228.98mm	15.85mm x 296.63mm x 228.98mm	15.85mm x 296.63mm x 228.98mm	15.85mm x 296.63mm x 228.98mm
Weight	1.3Kg	1.3Kg	1.3Kg	1.3Kg	1.3Kg
Warranty	US: 1 Year Limited, UK/EU: 2 Year Limited, ES: 3 Year Limited	US: 1 Year Limited, UK/EU: 2 Year Limited, ES: 3 Year Limited	US: 1 Year Limited, UK/EU: 2 Year Limited, ES: 3 Year Limited	US: 1 Year Limited, UK/EU: 2 Year Limited, ES: 3 Year Limited	US: 1 Year Limited, UK/EU: 2 Year Limited, ES: 3 Year Limited

## Power supply Technical Information

Input Voltage	100-240Vac
Input Current (Maximum)	1.5A
Input Frequency	50-60Hz
Rated Output Current (Maximum)	3A
Maximum Power	60W
No load power	<0.15W
Standor	USB PD 3.1
Output receptacle	Type-C
Input receptacle	C6
AC cable length	1M

## Expansion Card Technical Information

Product Name	Model Number	Input Voltage/Current	CLASSIFICATION
EXPANSION CARD_HDMI	FRACCHBZ01	USB Type C to HDMI: 5Vdc/700mA	Peripheral
EXPANSION CARD_USBC	FRACCCBZ01 FRACCKBZ01	N/A	Peripheral
EXPANSION CARD_USBA	FRACCABZ01	N/A	Peripheral
EXPANSION CARD_250GB	FRACCFBZ02	USB Type C to 250GB: 5Vdc/330mA	Peripheral
EXPANSION CARD_1TB	FRACCFBZ0A	USB Type C to 1TB: 5Vdc/400mA	Peripheral
EXPANSION CARD_MICROSD	FRACCMBZ01 FRACCVBZ01	USB Type C to MicroSD: 5Vdc/600mA USB Type C to MicroSD (2nd gen): 5Vdc/650mA	Peripheral
EXPANSION CARD_DisplayPort	FRACCCDBZ01	USB Type C to DP: 5Vdc/450mA	Peripheral
EXPANSION CARD_ETHERNET	FRACCTBZ00	USB Type C to Ethernet: 5Vdc/185mA	Peripheral
EXPANSION CARD_AUDIO	FRACCJBZ01	USB Type C to Audio: 5Vdc/17mA	Peripheral
EXPANSION CARD_SD	FRACCNBZ01	USB Type C to SD: 5Vdc/300mA	Peripheral




# Certification Test Information

## Laptop Certification Information

Region	Directive	Test Standard	Category
Global	RoHS	Directive 2011/65/EU	Green
Global	REACH (SVHC) Declaration	Regulation (EC) no 1907/2006	Green
Global	Halogen Free (HF) Requirement	IEEE Std. 1680.1-2018	Green
USA	DOE & CEC BCS	CEC BCS: California Code of Regulations, Title 20, Division 2, Chapter 4. Energy Conservation - Battery Charging System, DoE BC: Energy Conservation Standards for Battery Chargers 10 CFR Parts 429 and 430	Green
USA	CEC Computer	Appliance Efficiency Regulations of California Energy Commission. California Code of Regulations, Title 20, Division 2, Chapter 4. Energy Conservation-Computers.	Green
USA	E-Star	ENERGY STAR Program Requirements for Computers Version 8.0	Green
USA	California Prop65	California Proposition 65	Green
Canada	NRCan BCS	CAN/CSA-C381.2-17 Energy performance of battery charging systems and uninterruptible power supplies, May 01, 2017	Green
EU	ErP lot3 or 6/26	Commission Regulation (EC) no 1275/2008, Commission Regulation (EC) No. 801/2013 and Commission Regulation (EC)2023/826	Green
EU	WEEE Report	Directive 2012/19/EU	Green
Australia/New Zealand	AUS/NZ MEPS	AS/NZS 5813.1:2012 & AS/NZ 5813.2:2012	Green
Japan	JEL	2019 JEITA IS-536	Green
South Korea	MEPS	KS C IEC 62301 E-Standby Programme	Green
Taiwan	BMSI-RoHS	CNS 15663	Green

EU	CE	EN 5532:2015+A11:2020 Class B, EN 55035:2017+A11:2020	EMC
USA	FCC	FCC CFR Title 47, Part 15, Subpart B, Class B	EMC
Japan	VCCI	VCCI-CISPR 32:2016	EMC
Australia/New Zealand	RCM	CISPR 32:2015+AMD1:2019 AS/NZS CISPR 32:2015+AMD1:2020	EMC
Taiwan	BSMI	CNS 15936(105 年版)	EMC
South Korea	MSIP	KS C 9832:2023, KS C 9835:2019	EMC
Canada	ISED	ICES-003, Issue 7 ANSI C63.4-2014 ANSI C63.4a-2017	EMC
N/A	Testing Fee in 3rd Party Lab	ISO/IEC 17025:2017	EMC
EU	CB	IEC 62368-1:2018 (Third Edition)	Safety
USA	Nemko CCL	UL 62368-1, 3rd Edition, CAN/CSA C22.2 No. 62368-1-19, 3rd Edition	Safety
Taiwan	BSMI	CNS15598-1(109), CNS15936(105)	Safety
South Korea	KC Safety	KC 62368-1(2021-08)	Safety
USA	FCC	ANSI/IEEE C95.1-1992, IEEE 1528-2013, FCC Part 15, Subpart C 15.247, FCC Part 15, Subpart 15.407	RF
Canada	IC	RSS102 Issue 6, RSS-247 Issue 2 Feb. 2017, RSS-Gen Issue 5, Amendment 2, February 2021 RSS-248, issue 3 Oct. 2024	RF
EU	CE	EN 300 328 V2.2.2, EN 300 893 V2.1.1, EN 300 440 V2.1.1 EN 303 687 V1.1.1, EN 50566:2017, EN 50566:2017, EN 62209-2:2010+A1:2019, EN IEC/IEEE 62209-1528:2021, EN 62479:2010, EN 50663:2017	RF
Australia/New Zealand	ACMA	AS/NZS 4268:2017, Radiocommunications Equipment (General) Rules 2021	RF
Taiwan	NCC	LP0002	RF

## Power Cord Certification Information

Region	Directive	Standard	Category
USA/Canada	UL+CB via UL	UL 60950-1, 2nd Edition ,CAN/CSA C22.2 No. 60950-1-07, 2nd Edition UL 62368-1, 2nd Edition, CAN/CSA C22.2 No. 62368-1-14, 2nd Edition IEC 60950-1:2005 (Second Edition) + AMD 1:2009 + AMD 2:2013 IEC 62368-1:2014 (Second Edition)	
USA/Canada	FCC + ICES	47 CFR FCC Part 15 Subpart B (Class B) ICES-003 Issue 7 : October 2020 (Class B)	
USA	NRCAN, CEC, DOE	US DOE: Office of Energy Efficiency and Renewable Energy 10 CFR Parts 429 and 430 US CEC: California Code of Regulations, Title 20, Division 2, Chapter 4, Article 4. Appliance Efficiency Regulations, Sections 1601 through 1609	
Canada	Energy Efficiency Regulations	NRCAN: Amendment 14 to the Energy Efficiency Regulations for External Power Supplies in the Canada Gazette, Part II Quebec: O.C.1394-2018 in GAZETTE OFFICIELLE DU QUEBEC, December 12, 2018, Vol. 150, No.50	
Australia/New Zealand	GEMS	AS/NZS4665.1-2005+A1:2009 AS/NZS4665.2-2005+A1:2009	
Australia/New Zealand	RCM	AS/NZS CISPR 32 ; AS/NZS 62368.1	
EU	ErP, CoC	EU: COMMISSION REGULATION (EU) 2019/1782 of 1 October 2019 EU: Code of Conduct on Energy Efficiency of External Power Supplies Version 5	
EU	CE EMC, CE LVD (CB)	EN 55032:2015+AC:2016, Class B +EN 55024:2010 +A1:2015 + EN55035:2017+EN 301489-1  EN 62368-1:2014 + A11:2017	
Taiwan	BSMI	CNS13438(95 年版) CNS14336-1(99 年版) CNS15663(102 年版)	
Singapore	PSB	IEC 62368-1:2014	
South Korea	KCC+KC K-MEPS via KTC	K60950-1 KN32,KN35	
Mexico	NYCE	NOM-001-SCFI-2018/ NMX-I-60950-1-NYCE-2015 NOM-029-ENER-2017	
Japan	PSE(PHC) via JET	Appendix 12 J62368-1 (H30), J55032(H29) and J3000(H25)	

Framework's products that are provided with the power cord and user documentation suitable for the intended country of delivery. Products that are relocated to other countries should use nationally certified power cords plugs to ensure safe operation of the product. Contact Framework to determine if alternate power cords or user documentation in other languages is available for your market.

## Expansion Card Certification Information

Region	Test	Test Specification	Category
EU	CE - Directive 2014/30/EU	EN 55032:2015 +A11:2020, Class B EN 55035:2017+A11:2020  EN 6100-4-2:2009 / IEC 61000-4-2: 2008 ED. 2.0 EN IEC 61000-4-3: 2020 / IEC 61000-4-3: 2020 ED. 4.0 EN 61000-4-8: 2010 / IEC 61000-4-8: 2009 ED/ 2.0	
Canada	ICES	IICES-003:2020 Issue 7, Class B  ICES-Gen:2018 Issue 1+A1:2021  ANSI C63.4-2014 amended as per ANSI C63.4a-2017	
USA	FCC	47 CFR FCC Part 15, Subpart B, Class B  ANSI C63.4:2014	
Taiwan	BMSI	CNS 13438 –乙類(095/06/01 年版)	
Japan	VCCI	VCCI-CISPR 32:2016, Class B	

## Framework™ Laptop Declaration of Conformity

### EMC Statement

EMC Emissions Class refers to one of the following use environments:

EMC Class B products are intended for use in residential/domestic environments but may also be used in non-residential/non-domestic environments.

### RF Classification

RF OUTPUT	Model Number:	Max Output Power: dBuA/m
Laptop	FRANQA0000	N/A
MAINBOARD	FRANMG0000	N/A

EXPANSION CARD_HDMI	FRACCHBZ01	N/A
EXPANSION CARD_USBC	FRACCKBZ01	N/A
EXPANSION CARD_USBC	FRACCCBZ01	N/A
EXPANSION CARD_USBA	FRACCABZ01	N/A
EXPANSION CARD_Display Port	FRACCDZ01	N/A
EXPANSION CARD_MICRO SD	FRACCMBZ01	N/A
EXPANSION CARD_MICRO SD	FRACCVBZ01	N/A
1TB Expansion Card	FRACCFBZ0A	N/A
250GB Expansion Card	FRACCFBZ02	N/A
Ethernet Expansion Card	FRACCTBZ00	N/A
Audio Expansion Card	FRACCJBZ01	N/A
Expansion Card_SD	FRACCNBZ01	N/A

NOTE: All of the items categorized as peripheral have been certified as unintentional radiators and comply with 47 CFR § 15.

NOTE: This equipment has been tested and found to comply with the limits for a Class B digital device, pursuant to part 15 of the FCC Rules. These limits are designed to provide reasonable protection against harmful interference in a residential installation. This equipment generates, uses and can radiate radio frequency energy and, if not installed and used in accordance with the instructions, may cause harmful interference to radio communications.

## CE Declaration of Conformity

This product has been determined to be compliant with the applicable standards, regulations, and directives for the countries where the product is marketed. The product is affixed with regulatory marking and text as necessary for the country/agency. All certifications pertain to Model Number: FRANQA0000 European Union



Hereby, Framework Computer Inc declares that Framework Laptop, FRANQA0000 is in compliance with the essential requirements and other relevant provisions of Radio Equipment Directives: 2014/53/EU, RoHS Directive 2011/65/EU, Ecodesign Directive 2009/125/EC

The following Safety and Health standards have been applied: Article 3.1a: EN IEC 62368-1:2020+A11:2020 and EN 50566:2017 Article 3.1a: EN 301 489-1 V2.2.3 and EN 301 489-17 V 3.2.4

Other Tests: EMC - CISPR 32/CISPR 35, EN55032/55035, Regulation (EC) No. 1275/2008, EN 50564:2011, IEC 62301:2011, EN50581:2012, IEC 63000:2018, REACH, Commission Regulation (EC) No. 801/2013, Commission Regulation (EC) 2023/826

The EC Declaration of Conformity can be referenced at the below link:

<https://frame.work/support>

Deactivating the power management function will increase energy consumption

## FCC Declaration of Conformity



This device complies with FCC CFR Title 47, Part 15, Subpart B, Class B of the FCC Rules. Operation is subject to the following two conditions: (1) this device may not cause harmful interference, and (2) this device must accept any interference received, including interference that may cause undesired operation.

## Canada

This device complies with Industry Canada license-exempt RSS standard(s). Operation is subject to the following two conditions:

(1) this device may not cause interference, and (2) this device must accept any interference, including interference that may cause undesired operation of the device.

## United Kingdom



447 Sutter St. PMB 135, San Francisco, CA, 94108-4618, United States+1 (415) 475 - 3769

# Taiwan

限用物質含有情況標示聲明書

**Declaration of the Presence Condition of the Restricted Substances Marking**

設備名稱： 筆記型電腦 ，型號（型式）： FRANQA0000 Equipment name: Type designation (Type):						
單元 Unit	限用物質及其化學符號 Restricted substances and its chemical symbols					
	鉛 Lead (Pb)	汞 Mercury (Hg)	鎘 Cadmium (Cd)	六價鉻 Hexavalent chromium (Cr <sup>+6</sup> )	多溴聯苯 Polybrominated biphenyls (PBB)	多溴二苯醚 Polybrominated diphenyl ethers (PBDE)
纜線 Cables	—	○	○	○	○	○
機殼/其他 Chassis/Other	—	○	○	○	○	○
輸入/輸出印刷電路組件 I/O PCAs	—	○	○	○	○	○
液晶顯示器 (LCD) 面板 Liquid crystal display (LCD) panel	—	○	○	○	○	○
記憶體 Memory	○	○	○	○	○	○
主機板、處理器、散熱器 Motherboard, processor, heat sinks	—	○	○	○	○	○
電源組 Power pack	—	○	○	○	○	○
電源供應器 Power supply	—	○	○	○	○	○
儲存裝置 Storage Devices	—	○	○	○	○	○
無線裝置 Wireless Devices	—	○	○	○	○	○
備考1. “超出0.1 wt %”及“超出0.01 wt %”係指限用物質之百分比含量超出百分比含量基準值。 Note 1: “Exceeding 0.1 wt %” and “exceeding 0.01 wt %” indicate that the percentage content of the restricted substance exceeds the reference percentage value of presence condition.						
備考2. “○”係指該項限用物質之百分比含量未超出百分比含量基準值。 Note 2: “○” indicates that the percentage content of the restricted substance does not exceed the percentage of reference value of presence.						
備考3. “—”係指該項限用物質為排除項目。 Note 3: The “—” indicates that the restricted substance corresponds to the exemption.						

### 使用過度恐傷害視力

(1) 使用 30 分鐘請休息 10 分鐘。

(2) 未滿 2 歲幼兒不看螢幕, 2 歲以上每天看螢幕不要超過 1 小時。



取得審驗證明之低功率射頻器材，非經核准，公司、商號或使用者均不得擅自變更頻率、加大功率或變更原設計之特性及功能。低功率射頻器材之使用不得影響飛航安全及干擾合法 通信；經發現有干擾現象時，應立即停用，並改善至無干擾時方得繼續使用。前述合法通信

，指依電信管理法規定作業之無線電通信。低功率射頻器材須忍受合法通信或工業、科學及 醫療用電波輻射性電機設備之干擾。

應避免影響附近雷達系統之操作。

高增益指向性天線只得應用於固定式點對點系統

#### DATASHEET RESPONSIBLE PARTY NAME AND ADDRESS

Responsible Party	Address:	Website
Framework Computer Inc	447 Sutter St. PMB 135, San Francisco, CA, 94108-4618, United States +1 (415) 475 - 3769	<a href="https://frame.work">https://frame.work</a>

## End of Life Product Disposal

At the end of this product's life, do not dispose of this product in your general household waste. Instead, in order to prevent possible harm to the environment or human health from uncontrolled waste disposal, please dispose of this product separately in accordance with your local laws and regulations.

For more information on the separate collection systems for waste electrical and electronic equipment that are available for consumers near your home free of charge, please contact your local municipality. You can also contact the retailer from which you purchased your Framework Laptop as they may have recycling services or may be part of a specific recycling program.

If disposed of properly, this product will be treated in an environmentally sound manner at a licensed recycling plant and its components will be recovered, recycled or reused in the most efficient manner in compliance with the requirements of the Directive on Waste Electrical and Electronic Equipment (2012/19/EU) of 14 February, 2014 (as subsequently amended or replaced) ("2012/19/EU").

# Battery Disposal

Damaged or unusable batteries must be disposed of in a container specially reserved for this purpose. When disposing of the battery, follow appropriate local guidelines and regulations. For further information, contact your local solid waste authority.

## WEEE



The trash can symbol on the Framework Laptop or on its packaging indicates that it must not be disposed of with your other household waste, pursuant to 2012/19/EU. Instead, it is your responsibility to dispose of your waste equipment by handing it over to a designated collection point for the recycling of waste electrical and electronic equipment. The separate collection and recycling of your waste equipment at the time of disposal will help to conserve natural resources and ensure that it is recycled in a manner that protects human health and the environment. For more information about where you can drop off your waste equipment for recycling, please contact your local city office, your household waste disposal service, or the shop where you purchased the product

## Energy Star

ENERGY STAR is a U.S. Environmental Protection Agency voluntary program that helps businesses and individuals save money and protect our climate through superior energy efficiency. Products that earn the ENERGY star prevent greenhouse gas emissions by meeting strict energy efficiency criteria or requirements set by the U.S. EPA's enhanced product certification process to ensure that products marked with the ENERGY STAR logo are ENERGY Star certified per applicable ENERGY STAR guidelines. The following logo appears on all ENERGY STAR- Certified computers:



A key ENERGY STAR requirement for computer products is power management features that significantly reduce energy consumption when the product is not in use. Power management allows the computer to enter "sleep" mode, or "low power" mode, after a defined period of inactivity. The power management features have been preset as follows when the computer is operating on AC Power.

Power Management	Time to Activate display sleep mode	Time to activate computer sleep mode (min)	Resuming from sleep mode

Laptop	Less than or equal to 5 minutes	Less than or equal to 5 minutes when on AC	Press the power button to exit sleep mode.
--------	---------------------------------	--	--

Additional Power Save Features:

USB Wake Up Support	Enables USB devices to wake up the system from standby.
Block Sleep	Default: Off  This option lets you block entering to sleep in the OS Environment.

## Bluetooth

The Bluetooth® word mark and logos are registered trademarks owned by Bluetooth SIG, Inc. and any use of such marks by Framework is under license.

Copyright © 2025 Framework Computer Inc. All Rights Reserved.

The total or even partial reproduction, transmission or storage of this guide in any form or by any process whatsoever (electronic, mechanical, photocopy, recording, or otherwise) is strictly prohibited without prior consent from Framework Computer Inc.

## Registered Trademarks

All trademarks mentioned in this guide are the property of their respective owners