



Photographs of EUT Setup and Antenna Location

The photographs of EUT and setup for SAR testing are shown as follows.


<Photographs of Test Setup>




Front Face of EUT Tested at 5 mm




Rear Face of EUT Tested at 5 mm




Left Side of EUT Tested at 5 mm



Right Side of EUT Tested at 5 mm




Top Side of EUT Tested at 5 mm



Bottom Side of EUT Tested at 5 mm


<Photographs of Power Density Test Setup>




Front Face of EUT Tested at 5 mm




Rear Face of EUT Tested at 5 mm




Left Side of EUT Tested at 5 mm



Right Side of EUT Tested at 5 mm



Top Side of EUT Tested at 5 mm



Bottom Side of EUT Tested at 5 mm