


## Photographs of EUT Setup and Antenna Location

The photographs of EUT and setup for SAR testing are shown as follows.

<Photographs of SAR/APD Test Setup>



**Front Face Tested at 5 mm**



**Rear Face Tested at 5 mm**



**Left Side Tested at 5 mm**



**Right Side Tested at 5 mm**




**Top Side Tested at 5 mm**




**Bottom Side Tested at 5 mm**


# <Photographs of Power Density Test Setup>




**Front Face of EUT Tested at 5 mm**



**Rear Face of EUT Tested at 5 mm**



**Left Side of EUT Tested at 5 mm**



**Right Side of EUT Tested at 5 mm**



**Top Side of EUT Tested at 5 mm**



**Bottom Side of EUT Tested at 5 mm**