



Photographs of EUT Setup and Antenna Location

The photographs of EUT and setup for SAR testing are shown as follows.


<Photographs of Body SAR for WLAN 2.4G/5G Test Setup>




<Photographs of Body SAR for Wifi6E Test Setup>




Front Face of EUT Tested at 5 mm




Rear Face of EUT Tested at 5 mm



Left Side of EUT Tested at 5 mm



Right Side of EUT Tested at 5 mm



Top Side of EUT Tested at 5 mm



Bottom Side of EUT Tested at 5 mm