

1. Photographs of Conducted Emissions Test Configuration

Test Mode: Mode 1

FRONT VIEW



REAR VIEW




CLOSE-UP VIEW



2. Photographs of Radiated Emissions Test Configuration

Test Configuration: 30MHz~1GHz / Test Mode: Mode 3


FRONT VIEW



REAR VIEW




CLOSE-UP VIEW




Test Configuration: Above 1GHz

For Emissions in Restricted Frequency Bands test: Mode 1~2


FRONT VIEW



REAR VIEW




CLOSE-UP VIEW




For Emissions in Restricted Frequency Bands test: Mode 3~4


FRONT VIEW



REAR VIEW




CLOSE-UP VIEW




For Emissions in Restricted Frequency Bands test: Mode 5~6


FRONT VIEW



REAR VIEW



CLOSE-UP VIEW



—THE END—