Mode	34	
	Band Edge	
	U-NII-3_5.725-5.85_802.11ax HE20_CH149_5745MHz	
ANT	CDD8+9	
Pol.	Horizontal	Fundamental
Peak	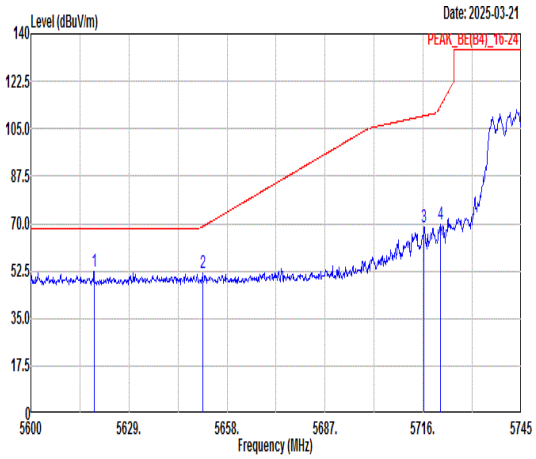 Freq Level Limit Line Margin (dB) Read Level Ant Factor Cable Loss Preamp Factor APos TPos Remark 1 5618.71 52.24 68.30 -16.06 39.44 36.42 9.80 33.42 100 29 PEAK 2 5650.75 51.66 68.86 -17.20 38.78 36.45 9.86 33.43 100 29 PEAK 3 5716.29 68.48 109.76 -41.28 55.40 36.52 10.00 33.44 100 29 PEAK 4 5721.08 69.82 113.25 -43.43 56.73 36.52 10.01 33.44 100 29 PEAK	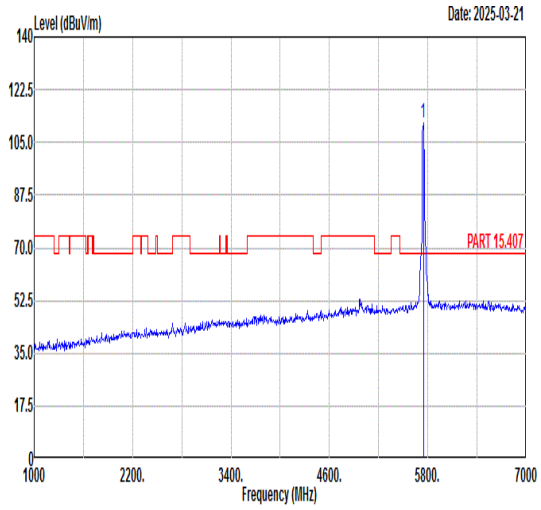 Freq Level Limit Line Margin (dB) Read Level Ant Factor Cable Loss Preamp Factor APos TPos Remark 1 5745.00 111.73 ------ ------ 98.57 36.55 10.06 33.45 100 29 PEAK
Avg	Blank	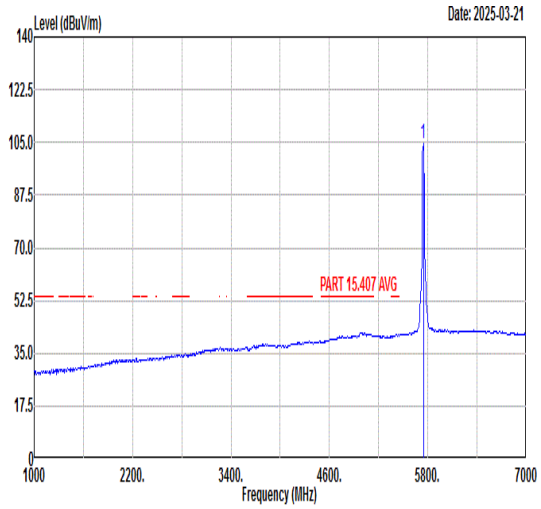 Freq Level Limit Line Margin (dB) Read Level Ant Factor Cable Loss Preamp Factor APos TPos Remark 1 5745.00 104.38 ------ ------ 91.22 36.55 10.06 33.45 100 29 AVERAGE

Mode	34	
	Band Edge	
	U-NII-3_5.725-5.85_802.11ax HE20_CH149_5745MHz	
ANT	CDD8+9	
Pol.	Vertical	Fundamental
Peak	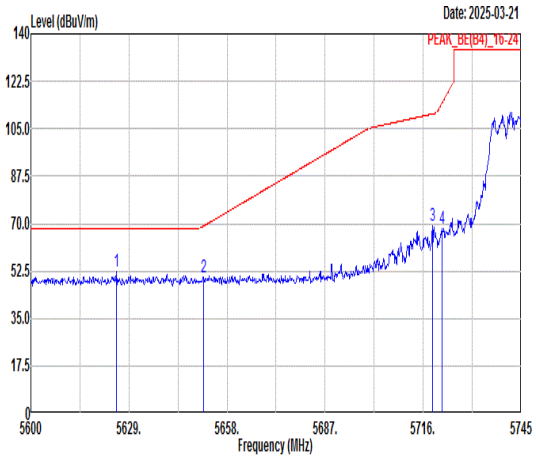 Freq Level Limit Line Margin (dB) Read Level Ant Factor Cable Loss Preamp Factor APos TPos Remark 1 5625.23 52.29 68.30 -16.01 39.48 36.43 9.81 33.43 293 240 PEAK 2 5651.04 50.27 69.07 -18.80 37.39 36.45 9.86 33.43 293 240 PEAK 3 5718.76 69.31 110.45 -41.14 56.22 36.52 10.01 33.44 293 240 PEAK 4 5721.51 68.39 114.24 -45.85 55.30 36.52 10.01 33.44 293 240 PEAK	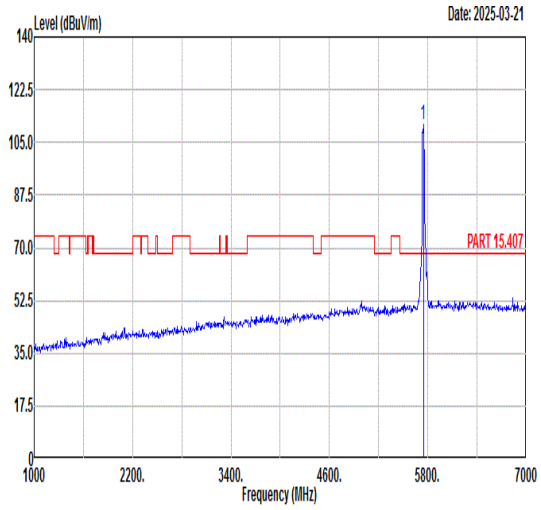 Freq Level Limit Line Margin (dB) Read Level Ant Factor Cable Loss Preamp Factor APos TPos Remark 1 5745.00 111.17 ------ ------ 98.01 36.55 10.06 33.45 293 240 PEAK
Avg	Blank	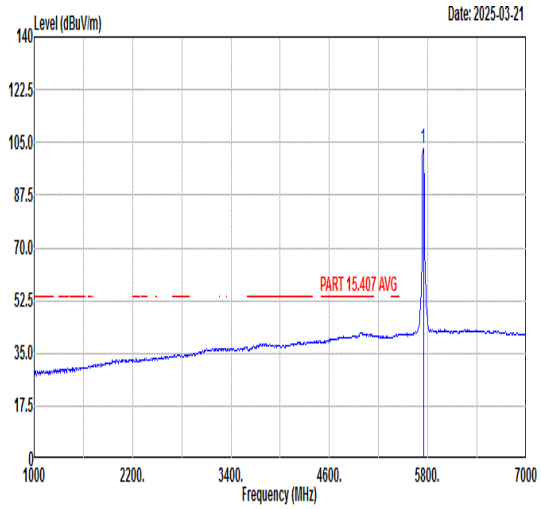 Freq Level Limit Line Margin (dB) Read Level Ant Factor Cable Loss Preamp Factor APos TPos Remark 1 5745.00 103.11 ------ ------ 89.95 36.55 10.06 33.45 293 240 AVERAGE

Mode	34	
	Harmonic	
	U-NII-3_5.725-5.85_802.11ax HE20_CH149_5745MHz	
ANT	CDD8+9	
Pol.	Horizontal	Vertical
Peak Avg	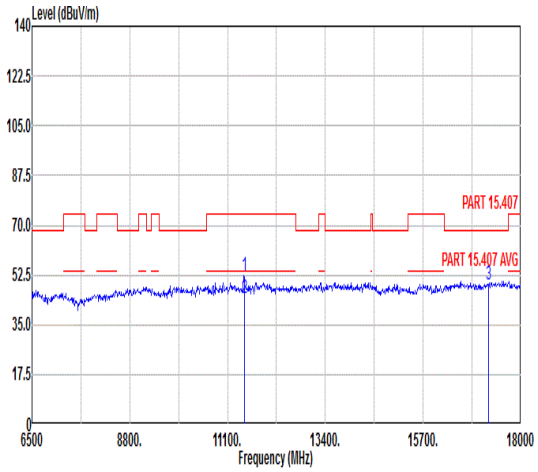 Freq Level Limit Line Margin Read Level Ant Factor Cable Loss Preamp Factor APos TPos Remark MHz dBuV/m dBuV/m dB dBuV dB/m dB dB cm deg 1 11490.00 52.30 74.00 -21.70 64.08 39.19 12.87 63.84 151 348 Peak 2 11490.00 44.31 54.00 -9.69 56.09 39.19 12.87 63.84 151 348 Average 3 17235.00 49.39 68.30 -18.91 56.17 42.56 15.72 65.06 --- --- Peak	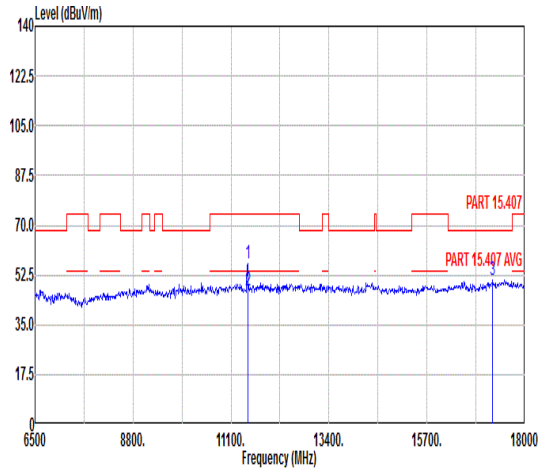 Freq Level Limit Line Margin Read Level Ant Factor Cable Loss Preamp Factor APos TPos Remark MHz dBuV/m dBuV/m dB dBuV dB/m dB dB cm deg 1 11490.00 56.52 74.00 -17.48 68.30 39.19 12.87 63.84 194 0 Peak 2 11490.00 47.19 54.00 -6.81 58.97 39.19 12.87 63.84 194 0 Average 3 17235.00 50.78 68.30 -17.52 57.56 42.56 15.72 65.06 --- --- Peak

Mode	35	
	Harmonic	
	U-NII-3_5.725-5.85_802.11ax HE20_CH157_5785MHz	
ANT	CDD8+9	
Pol.	Horizontal	Vertical
Peak Avg	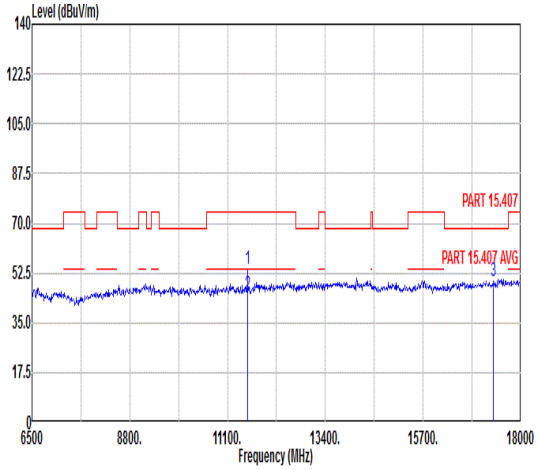 Freq Level Limit Line Margin Read Level Ant Factor Cable Loss Preamp Factor APos TPos Remark MHz dBuV/m dBuV/m dB dBuV dB/m dB dB cm deg 1 11570.00 53.71 74.00 -20.29 65.40 39.28 12.93 63.90 152 18 Peak 2 11570.00 44.85 54.00 -9.15 56.54 39.28 12.93 63.90 152 18 Average 3 17355.00 49.63 68.30 -18.67 56.32 42.69 15.81 65.19 --- --- Peak	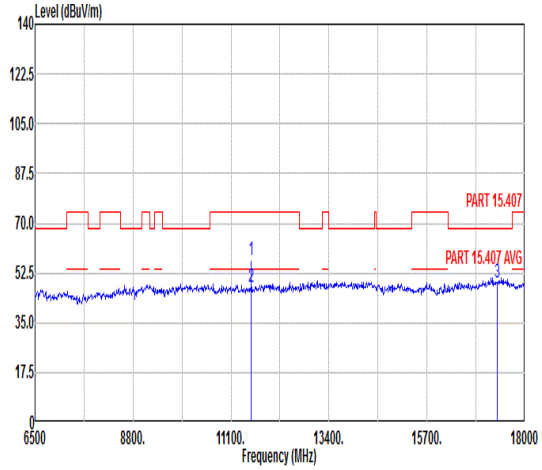 Freq Level Limit Line Margin Read Level Ant Factor Cable Loss Preamp Factor APos TPos Remark MHz dBuV/m dBuV/m dB dBuV dB/m dB dB cm deg 1 11570.00 57.09 74.00 -16.91 68.78 39.28 12.93 63.90 171 0 Peak 2 11570.00 47.70 54.00 -6.30 59.39 39.28 12.93 63.90 171 0 Average 3 17355.00 49.17 68.30 -19.13 55.86 42.69 15.81 65.19 --- --- Peak

Mode	36	
	Band Edge	
	U-NII-3_5.725-5.85_802.11ax HE20_CH165_5825MHz	
ANT	CDD8+9	
Pol.	Horizontal	Fundamental
Peak	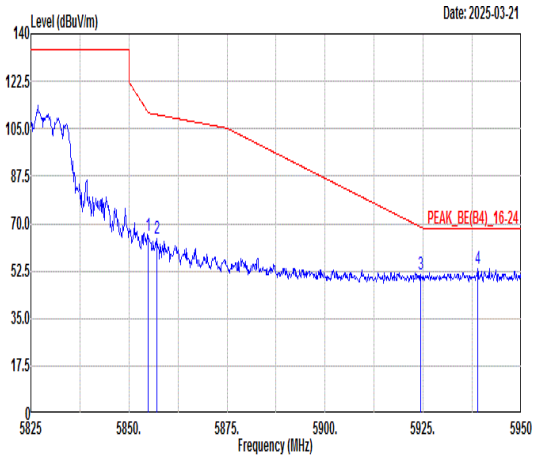 Freq Level Limit Line Margin (dB) Read Level Ant Factor Cable Loss Preamp Factor APos TPos Remark 1 5854.88 65.46 111.08 -45.62 51.99 36.65 10.29 33.47 100 296 PEAK 2 5857.13 64.41 110.20 -45.79 50.92 36.66 10.30 33.47 100 296 PEAK 3 5924.38 51.02 68.76 -17.74 37.34 36.72 10.44 33.48 100 296 PEAK 4 5938.88 53.57 68.30 -14.73 39.85 36.74 10.47 33.49 100 296 PEAK	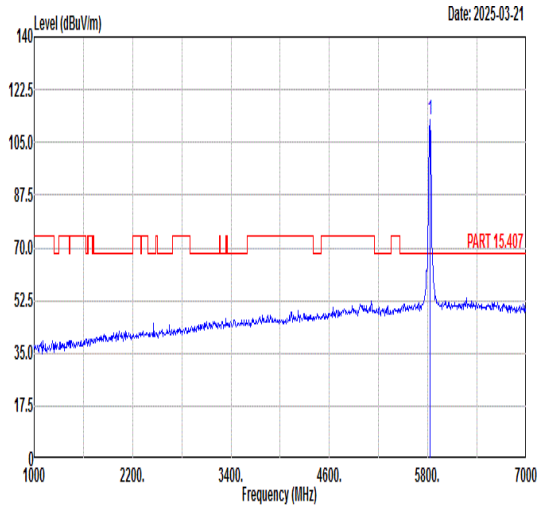 Freq Level Limit Line Margin (dB) Read Level Ant Factor Cable Loss Preamp Factor APos TPos Remark 1 5825.00 112.31 ------ ------ 98.92 36.62 10.23 33.46 100 296 PEAK
Avg	Blank	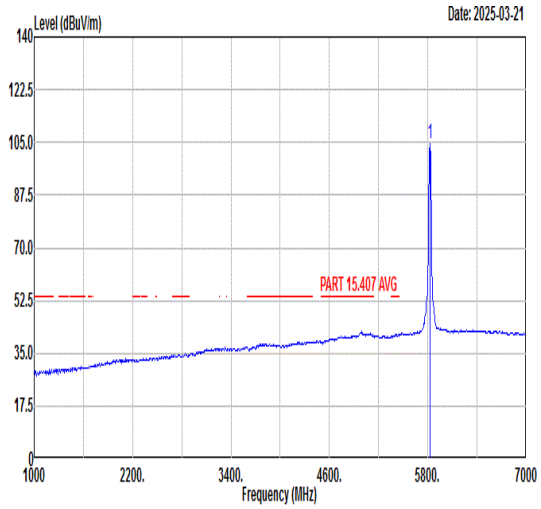 Freq Level Limit Line Margin (dB) Read Level Ant Factor Cable Loss Preamp Factor APos TPos Remark 1 5825.00 104.58 ------ ------ 91.19 36.62 10.23 33.46 100 296 AVERAGE

Mode	36	
	Band Edge	
	U-NII-3_5.725-5.85_802.11ax HE20_CH165_5825MHz	
ANT	CDD8+9	
Pol.	Vertical	Fundamental
Peak	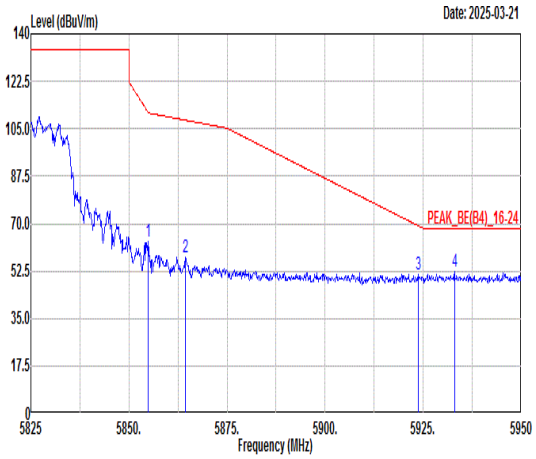 Freq Level Limit Line Margin (dB) Read Level Ant Factor Cable Loss Preamp Factor APos TPos Remark 1 5854.88 63.57 111.08 -47.51 50.10 36.65 10.29 33.47 333 229 PEAK 2 5864.38 57.69 108.17 -50.48 44.19 36.66 10.31 33.47 333 229 PEAK 3 5923.75 51.25 69.22 -17.97 37.57 36.72 10.44 33.48 333 229 PEAK 4 5933.00 52.12 68.30 -16.18 38.42 36.73 10.46 33.49 333 229 PEAK	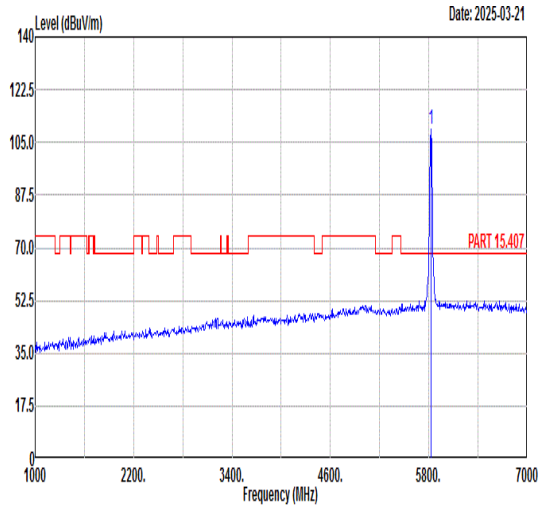 Freq Level Limit Line Margin (dB) Read Level Ant Factor Cable Loss Preamp Factor APos TPos Remark 1 5825.00 109.62 ------ ------ 96.22 36.63 10.24 33.47 333 229 PEAK
Avg	Blank	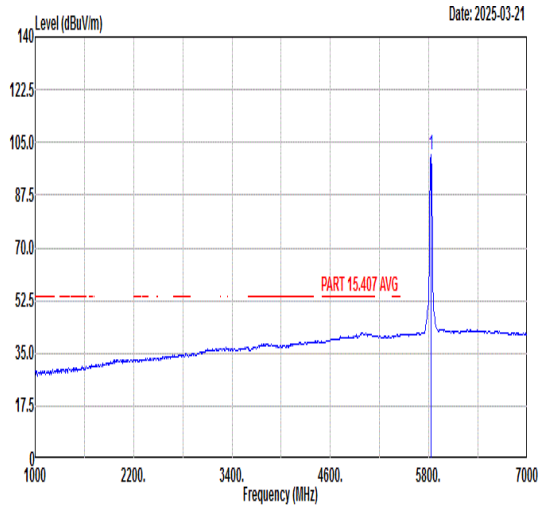 Freq Level Limit Line Margin (dB) Read Level Ant Factor Cable Loss Preamp Factor APos TPos Remark 1 5825.00 101.09 ------ ------ 87.70 36.62 10.23 33.46 333 229 AVERAGE

Mode	36	
	Harmonic	
	U-NII-3_5.725-5.85_802.11ax HE20_CH165_5825MHz	
ANT	CDD8+9	
Pol.	Horizontal	Vertical
Peak Avg	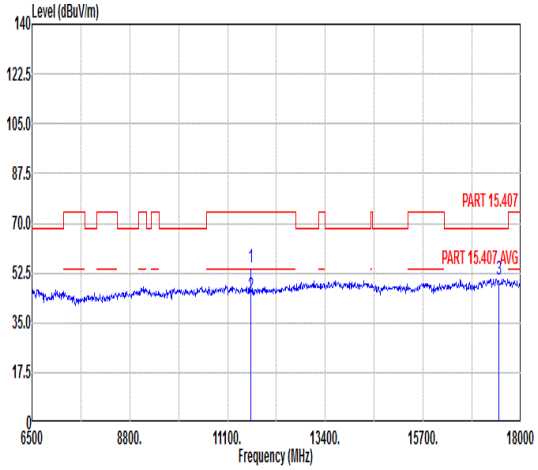 Freq Level Limit Line Margin Read Level Ant Factor Cable Loss Preamp Factor APos TPos Remark MHz dBuV/m dBuV/m dB dBuV dB/m dB dB cm deg 1 11650.00 54.18 74.00 -19.82 65.76 39.38 12.99 63.95 150 14 Peak 2 11650.00 44.50 54.00 -9.50 56.08 39.38 12.99 63.95 150 14 Average 3 17475.00 50.24 68.30 -18.06 56.84 42.82 15.90 65.32 --- --- Peak	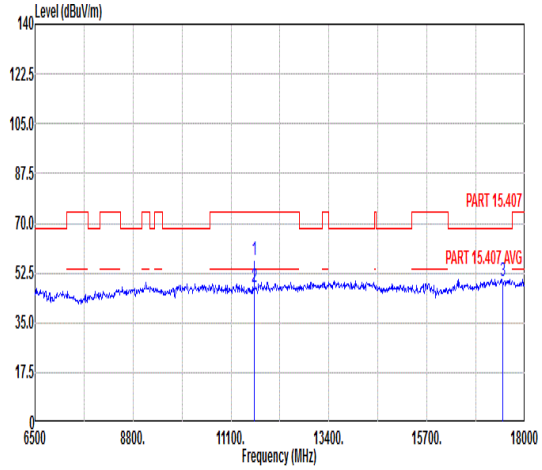 Freq Level Limit Line Margin Read Level Ant Factor Cable Loss Preamp Factor APos TPos Remark MHz dBuV/m dBuV/m dB dBuV dB/m dB dB cm deg 1 11650.00 57.19 74.00 -16.81 68.77 39.38 12.99 63.95 170 0 Peak 2 11650.00 47.80 54.00 -6.20 59.38 39.38 12.99 63.95 170 0 Average 3 17475.00 49.91 68.30 -18.39 56.51 42.82 15.90 65.32 --- --- Peak

Mode	37	
	Band Edge - L	
	U-NII-3_5.725-5.85_802.11ax HE40_CH151_5755MHz	
ANT	CDD8+9	
Pol.	Horizontal	Fundamental
Peak	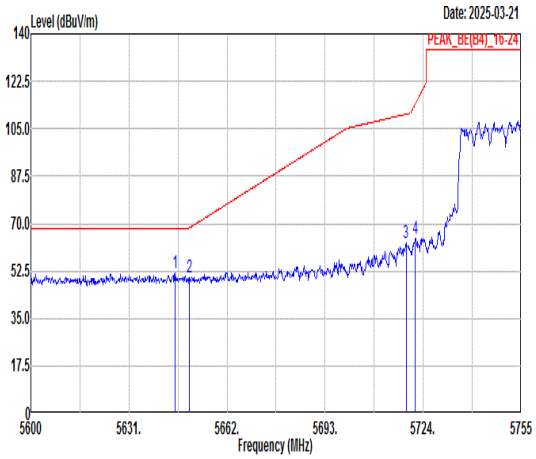 Freq Level Limit Line Margin (dB) Read Level Ant Factor Cable Loss Preamp Factor APos TPos Remark 1 5645.57 51.77 68.30 -16.53 38.90 36.45 9.85 33.43 100 32 PEAK 2 5650.07 50.00 68.35 -18.35 37.12 36.45 9.86 33.43 100 32 PEAK 3 5718.58 62.61 110.40 -47.79 49.52 36.52 10.01 33.44 100 32 PEAK 4 5721.52 64.23 114.27 -50.04 51.14 36.52 10.01 33.44 100 32 PEAK	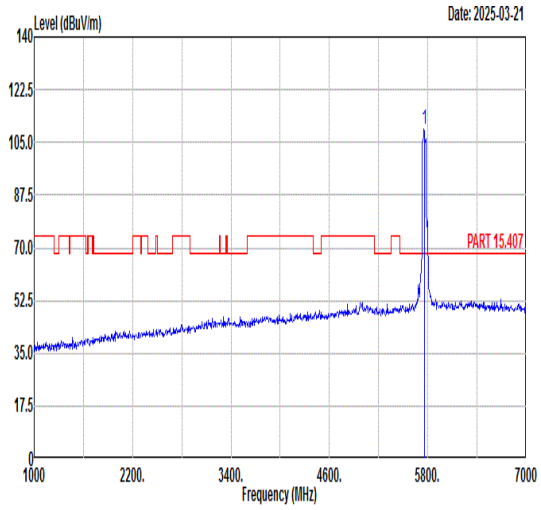 Freq Level Limit Line Margin (dB) Read Level Ant Factor Cable Loss Preamp Factor APos TPos Remark 1 5755.00 109.28 ------ ------ 96.10 36.55 10.08 33.45 100 32 PEAK
Avg	Blank	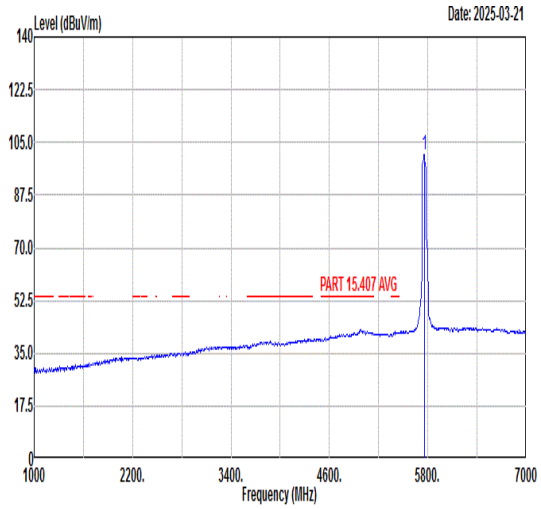 Freq Level Limit Line Margin (dB) Read Level Ant Factor Cable Loss Preamp Factor APos TPos Remark 1 5755.00 100.95 ------ ------ 87.77 36.55 10.08 33.45 100 32 AVERAGE

Mode	37	
	Band Edge - R	
	U-NII-3_5.725-5.85_802.11ax HE40_CH151_5755MHz	
ANT	CDD8+9	
Pol.	Horizontal	Fundamental
Peak	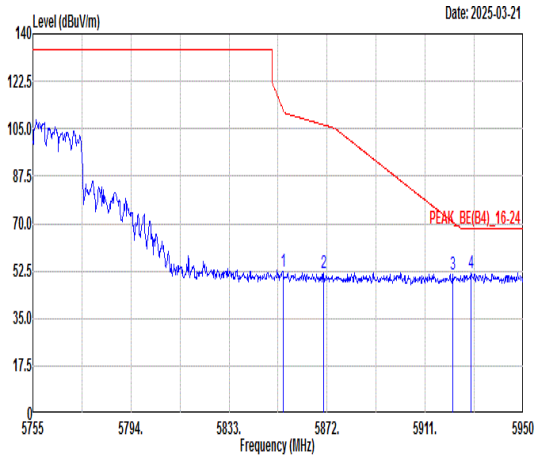 Freq Level Limit Line Margin (dB) Read Level Ant Factor Cable Loss Preamp Factor APos TPos Remark MHz dBuV/m dBuV/m dBuV dB/m dB dB cm deg 1 5854.45 52.45 112.05 -59.60 38.98 36.65 10.29 33.47 100 32 PEAK 2 5870.64 51.93 106.42 -54.49 38.41 36.67 10.32 33.47 100 32 PEAK 3 5922.12 51.42 70.42 -19.00 37.75 36.72 10.43 33.48 100 32 PEAK 4 5929.33 51.57 68.30 -16.73 37.88 36.73 10.45 33.49 100 32 PEAK	Blank

Mode	37	
	Band Edge - L	
	U-NII-3_5.725-5.85_802.11ax HE40_CH151_5755MHz	
ANT	CDD8+9	
Pol.	Vertical	Fundamental
Peak	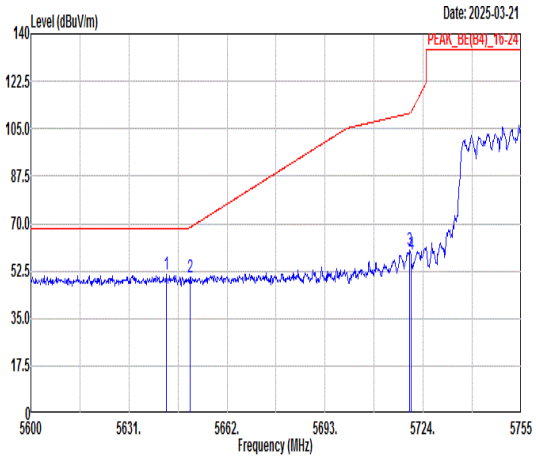 Freq Level Limit Line Margin (dB) Read Level Ant Factor Cable Loss Preamp Factor APos TPos Remark 1 5642.78 51.00 68.30 -17.30 38.14 36.44 9.85 33.43 337 238 PEAK 2 5650.22 49.99 68.46 -18.47 37.11 36.45 9.86 33.43 337 238 PEAK 3 5719.66 60.03 110.71 -50.68 46.94 36.52 10.01 33.44 337 238 PEAK 4 5720.13 58.76 111.09 -52.33 45.67 36.52 10.01 33.44 337 238 PEAK	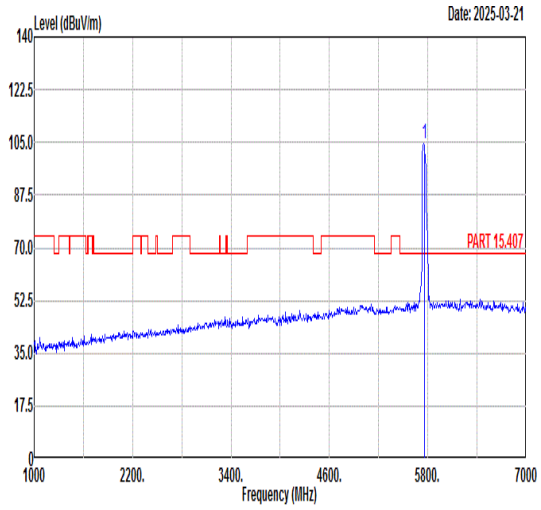 Freq Level Limit Line Margin (dB) Read Level Ant Factor Cable Loss Preamp Factor APos TPos Remark 1 5755.00 104.39 ------ ------ 91.23 36.55 10.06 33.45 337 238 PEAK
Avg	Blank	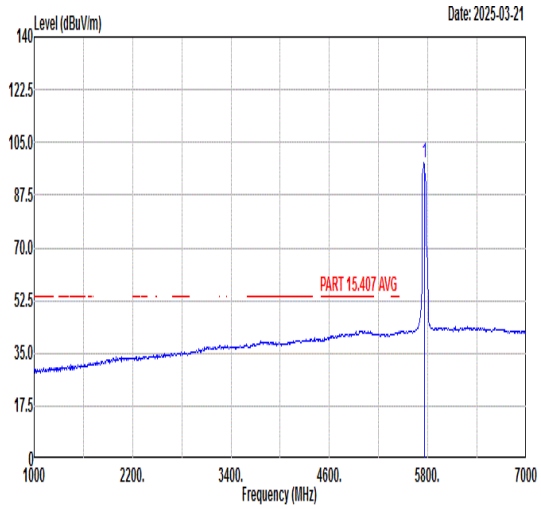 Freq Level Limit Line Margin (dB) Read Level Ant Factor Cable Loss Preamp Factor APos TPos Remark 1 5755.00 98.16 ------ ------ 84.98 36.55 10.08 33.45 337 238 AVERAGE

Mode	37	
	Band Edge - R	
	U-NII-3_5.725-5.85_802.11ax HE40_CH151_5755MHz	
ANT	CDD8+9	
Pol.	Vertical	Fundamental
Peak	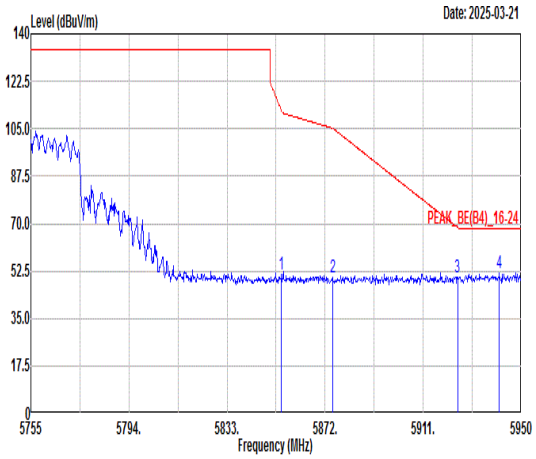 Freq Level Limit Line Margin (dB) Read Level Ant Factor Cable Loss Preamp Factor APos TPos Remark MHz dBuV/m dBuV/m dBuV dB/m dB dB cm deg 1 5854.65 51.08 111.61 -60.53 37.61 36.65 10.29 33.47 337 238 PEAK 2 5874.93 49.99 105.22 -55.23 36.46 36.67 10.33 33.47 337 238 PEAK 3 5924.65 50.05 68.56 -18.51 36.37 36.72 10.44 33.48 337 238 PEAK 4 5941.23 51.63 68.30 -16.67 37.91 36.74 10.47 33.49 337 238 PEAK	Blank

Mode	37	
	Harmonic	
	U-NII-3_5.725-5.85_802.11ax HE40_CH151_5755MHz	
ANT	CDD8+9	
Pol.	Horizontal	Vertical
Peak Avg	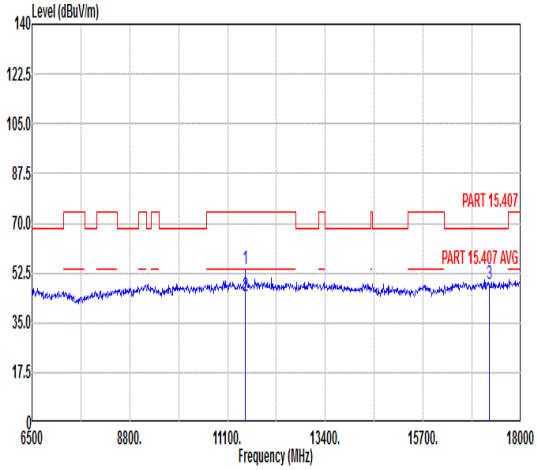 Freq Level Limit Line Margin Read Level Ant Factor Cable Loss Preamp Factor APos TPos Remark MHz dBuV/m dBuV/m dB dBuV dB/m dB dB cm deg 1 11510.00 54.11 74.00 -19.89 65.87 39.21 12.89 63.86 150 18 Peak 2 11510.00 44.53 54.00 -9.47 56.29 39.21 12.89 63.86 150 18 Average 3 17265.00 48.75 68.30 -19.55 55.51 42.59 15.74 65.09 --- --- Peak	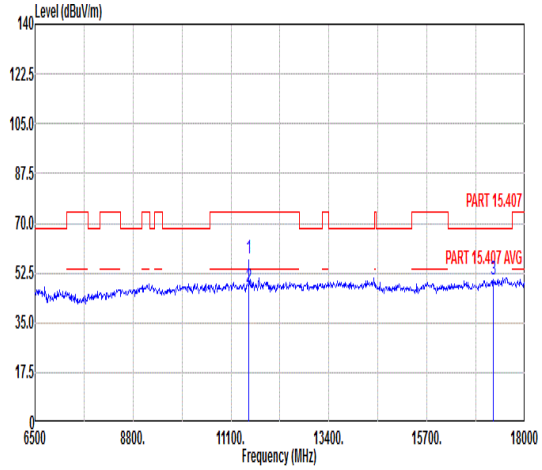 Freq Level Limit Line Margin Read Level Ant Factor Cable Loss Preamp Factor APos TPos Remark MHz dBuV/m dBuV/m dB dBuV dB/m dB dB cm deg 1 11510.00 57.58 74.00 -16.42 69.34 39.21 12.89 63.86 170 0 Peak 2 11510.00 47.79 54.00 -6.21 59.55 39.21 12.89 63.86 170 0 Average 3 17265.00 50.09 68.30 -18.21 56.85 42.59 15.74 65.09 --- --- Peak

Mode	38	
	Band Edge - L	
	U-NII-3_5.725-5.85_802.11ax HE40_CH159_5795MHz	
ANT	CDD8+9	
Pol.	Horizontal	Fundamental
Peak	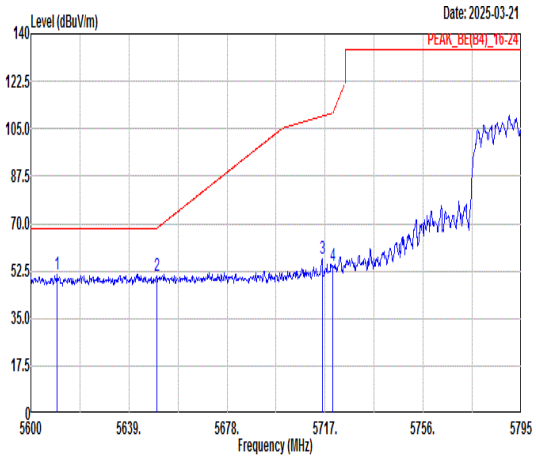 Freq Level Limit Line Margin (dB) Read Level Ant Factor Cable Loss Preamp Factor APos TPos Remark MHz dBuV/m dBuV/m dBuV dB/m dB dB cm deg 1 5610.53 51.19 68.30 -17.11 38.42 36.41 9.78 33.42 100 38 PEAK 2 5650.12 50.67 68.39 -17.72 37.79 36.45 9.86 33.43 100 38 PEAK 3 5715.83 56.86 109.63 -52.77 43.78 36.52 10.00 33.44 100 38 PEAK 4 5720.12 54.21 111.07 -56.86 41.12 36.52 10.01 33.44 100 38 PEAK	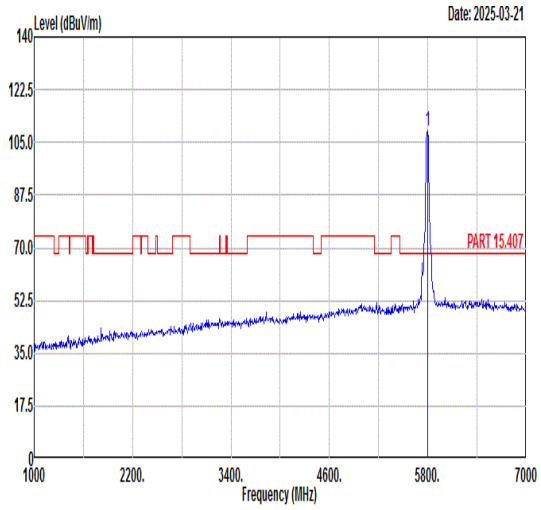 Freq Level Limit Line Margin (dB) Read Level Ant Factor Cable Loss Preamp Factor APos TPos Remark MHz dBuV/m dBuV/m dBuV dB/m dB dB cm deg 1 5795.00 109.01 ------ ------ 95.69 36.60 10.18 33.46 100 38 PEAK
Avg	Blank	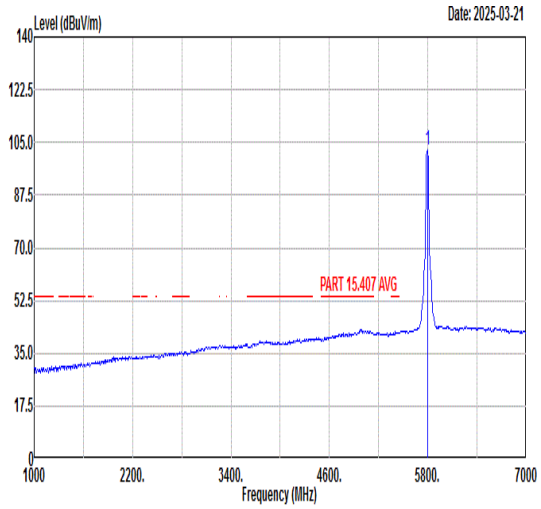 Freq Level Limit Line Margin (dB) Read Level Ant Factor Cable Loss Preamp Factor APos TPos Remark MHz dBuV/m dBuV/m dBuV dB/m dB dB cm deg 1 5795.00 102.64 ------ ------ 89.35 36.59 10.16 33.46 100 38 AVERAGE

Mode	38	
	Band Edge - R	
	U-NII-3_5.725-5.85_802.11ax HE40_CH159_5795MHz	
ANT	CDD8+9	
Pol.	Horizontal	Fundamental
Peak	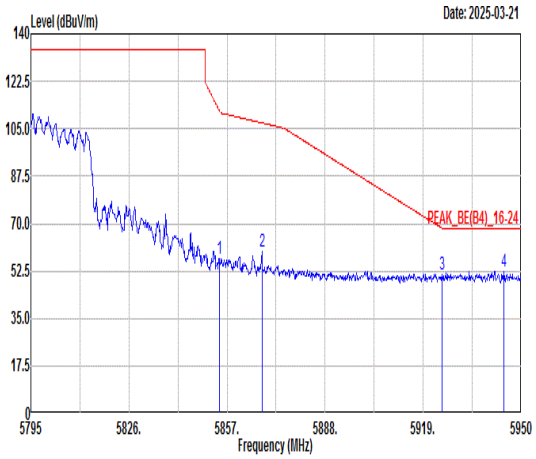 Freq Level Limit Line Margin (dB) Read Level Ant Factor Cable Loss Preamp Factor APos TPos Remark MHz dBuV/m dBuV/m dBuV dB/m dB dB cm deg 1 5854.52 56.91 111.89 -54.98 43.44 36.65 10.29 33.47 100 38 PEAK 2 5868.01 59.88 107.16 -47.28 46.36 36.67 10.32 33.47 100 38 PEAK 3 5924.89 51.38 68.38 -17.00 37.70 36.72 10.44 33.48 100 38 PEAK 4 5944.42 52.52 68.30 -15.78 38.79 36.74 10.48 33.49 100 38 PEAK	Blank

Mode	38	
	Band Edge - L	
	U-NII-3_5.725-5.85_802.11ax HE40_CH159_5795MHz	
ANT	CDD8+9	
Pol.	Vertical	Fundamental
Peak	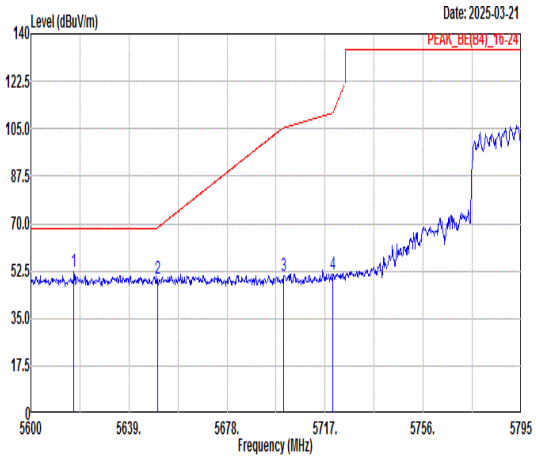 Freq Level Limit Line Margin (dB) Read Level Ant Factor Cable Loss Preamp Factor APos TPos Remark 1 5617.16 52.11 68.30 -16.19 39.32 36.42 9.79 33.42 336 227 PEAK 2 5650.51 49.66 68.67 -19.01 36.78 36.45 9.86 33.43 336 227 PEAK 3 5700.62 50.94 105.37 -54.43 37.91 36.50 9.97 33.44 336 227 PEAK 4 5720.12 51.50 111.07 -59.57 38.41 36.52 10.01 33.44 336 227 PEAK	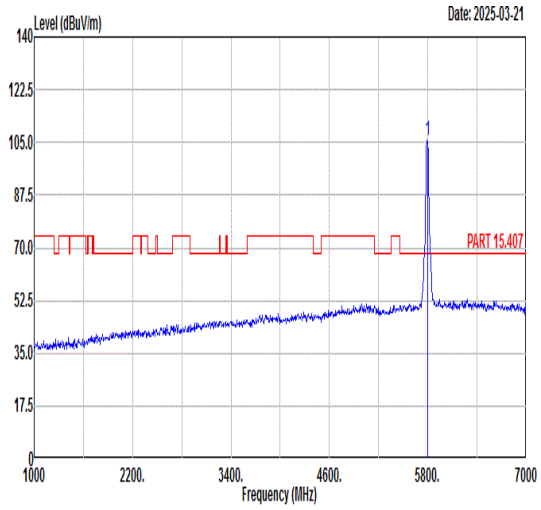 Freq Level Limit Line Margin (dB) Read Level Ant Factor Cable Loss Preamp Factor APos TPos Remark 1 5795.00 105.60 ------ ------ 92.32 36.59 10.15 33.46 336 227 PEAK
Avg	Blank	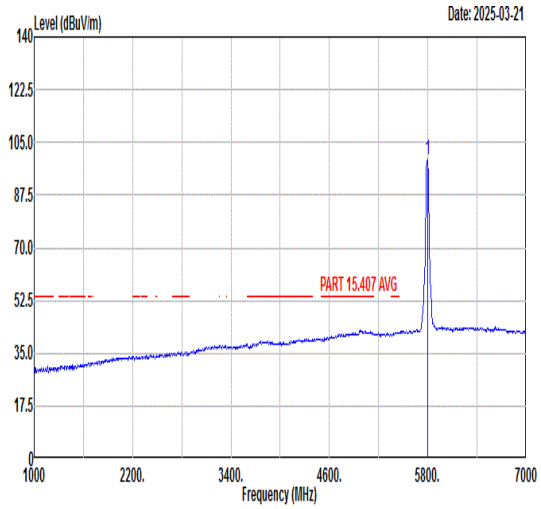 Freq Level Limit Line Margin (dB) Read Level Ant Factor Cable Loss Preamp Factor APos TPos Remark 1 5795.00 99.10 ------ ------ 85.81 36.59 10.16 33.46 336 227 AVERAGE

Mode	38	
	Band Edge - R	
	U-NII-3_5.725-5.85_802.11ax HE40_CH159_5795MHz	
ANT	CDD8+9	
Pol.	Vertical	Fundamental
Peak	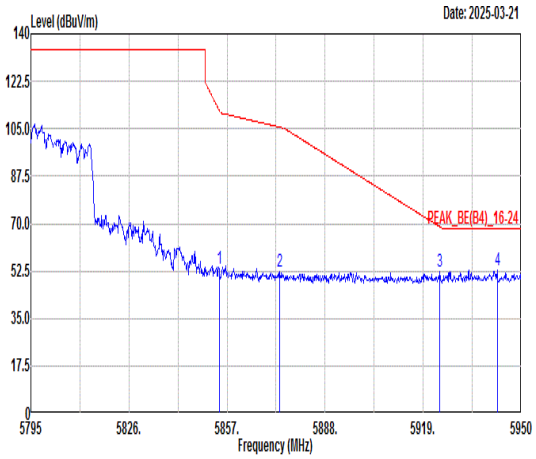 Freq Level Limit Line Margin (dB) Read Level Ant Factor Cable Loss Preamp Factor APos TPos Remark MHz dBuV/m dBuV/m dBuV dB/m dB dB cm deg 1 5854.52 53.58 111.89 -58.31 40.11 36.65 10.29 33.47 336 227 PEAK 2 5873.74 52.16 105.55 -53.39 38.63 36.67 10.33 33.47 336 227 PEAK 3 5924.12 52.46 68.95 -16.49 38.78 36.72 10.44 33.48 336 227 PEAK 4 5942.41 52.97 68.30 -15.33 39.24 36.74 10.48 33.49 336 227 PEAK	Blank

Mode	38	
	Harmonic	
	U-NII-3_5.725-5.85_802.11ax HE40_CH159_5795MHz	
ANT	CDD8+9	
Pol.	Horizontal	Vertical
Peak Avg	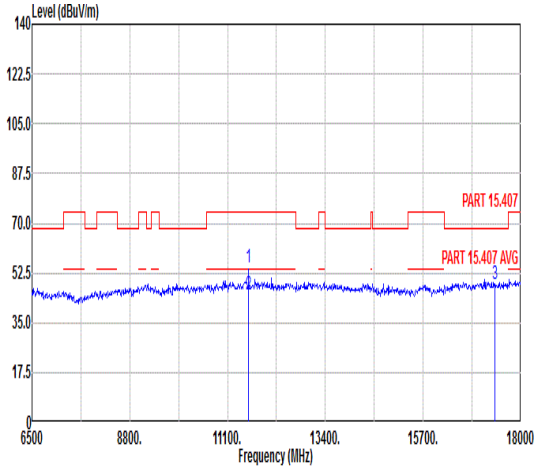 Freq Level Limit Line Margin Read Level Ant Factor Cable Loss Preamp Factor APos TPos Remark MHz dBuV/m dBuV/m dB dBuV dB/m dB dB cm deg 1 11590.00 54.17 74.00 -19.83 65.82 39.31 12.95 63.91 150 19 Peak 2 11590.00 44.73 54.00 -9.27 56.38 39.31 12.95 63.91 150 19 Average 3 17385.00 48.45 68.30 -19.85 55.12 42.72 15.83 65.22 --- --- Peak	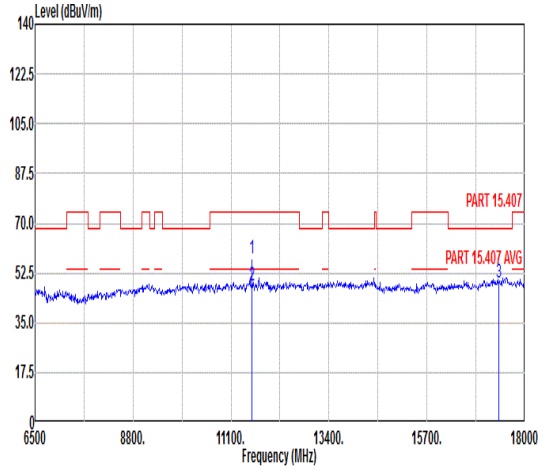 Freq Level Limit Line Margin Read Level Ant Factor Cable Loss Preamp Factor APos TPos Remark MHz dBuV/m dBuV/m dB dBuV dB/m dB dB cm deg 1 11590.00 57.32 74.00 -16.68 68.97 39.31 12.95 63.91 170 0 Peak 2 11590.00 47.88 54.00 -6.12 59.53 39.31 12.95 63.91 170 0 Average 3 17385.00 48.94 68.30 -19.36 55.61 42.72 15.83 65.22 --- --- Peak

Mode	39	
	Band Edge - L	
	U-NII-3_5.725-5.85_802.11ax HE80_CH155_5775MHz	
ANT	CDD8+9	
Pol.	Horizontal	Fundamental
Peak	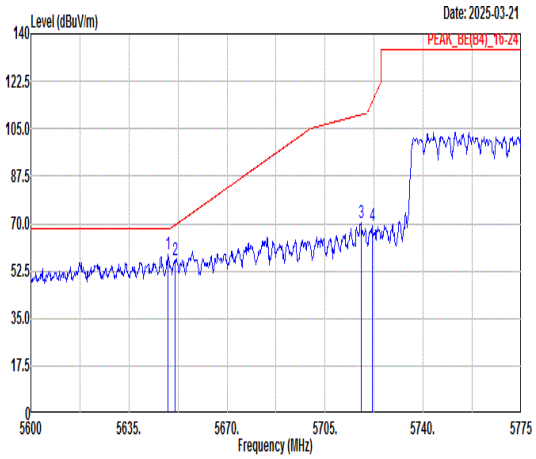 Freq Level Limit Line Margin (dB) Read Level Ant Factor Cable Loss Preamp Factor APos TPos Remark MHz dBuV/m dBuV/m dBuV dB/m dB dB cm deg 1 5649.00 58.65 68.30 -9.65 45.77 36.45 9.86 33.43 105 39 PEAK 2 5651.45 56.75 69.37 -12.62 43.87 36.45 9.86 33.43 105 39 PEAK 3 5717.95 70.07 110.23 -40.16 56.99 36.52 10.00 33.44 105 39 PEAK 4 5721.80 68.94 114.90 -45.96 55.85 36.52 10.01 33.44 105 39 PEAK	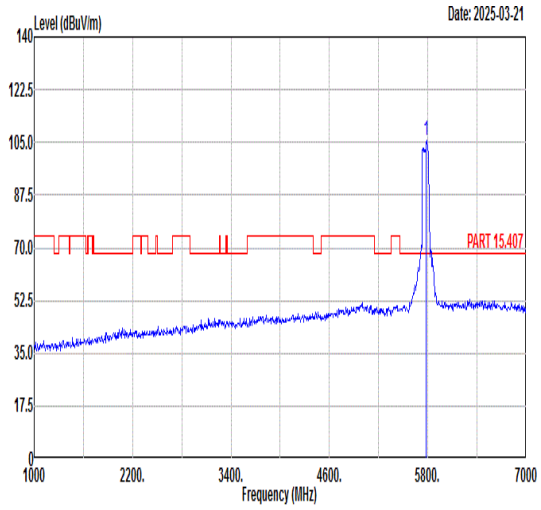 Freq Level Limit Line Margin (dB) Read Level Ant Factor Cable Loss Preamp Factor APos TPos Remark MHz dBuV/m dBuV/m dBuV dB/m dB dB cm deg 1 5775.00 105.60 ------ ------ 92.32 36.59 10.15 33.46 105 39 PEAK
Avg	Blank	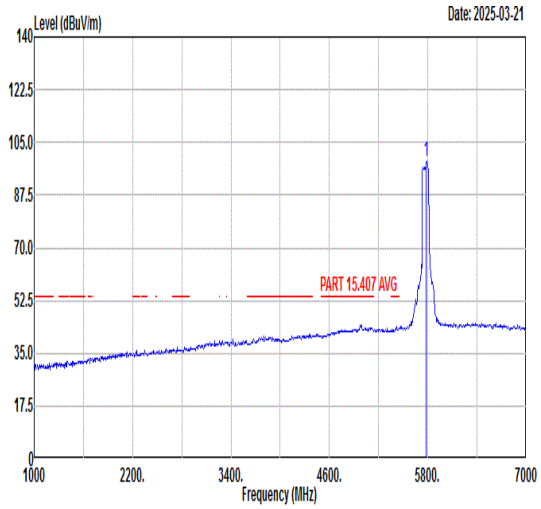 Freq Level Limit Line Margin (dB) Read Level Ant Factor Cable Loss Preamp Factor APos TPos Remark MHz dBuV/m dBuV/m dBuV dB/m dB dB cm deg 1 5775.00 98.53 ------ ------ 85.25 36.59 10.15 33.46 105 39 AVERAGE

Mode	39	
	Band Edge - R	
	U-NII-3_5.725-5.85_802.11ax HE80_CH155_5775MHz	
ANT	CDD8+9	
Pol.	Horizontal	Fundamental
Peak	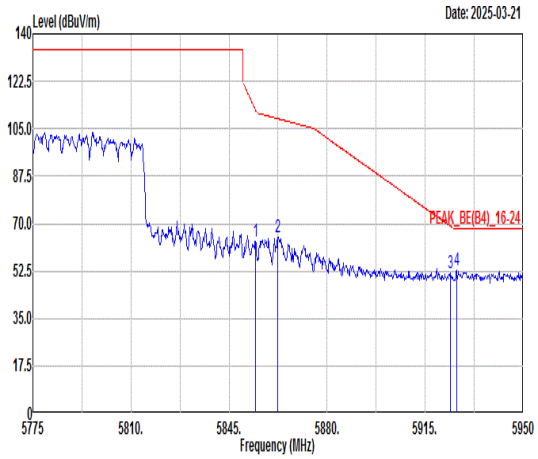 Freq Level Limit Line Margin (dB) Read Level Ant Factor Cable Loss Preamp Factor APos TPos Remark MHz dBuV/m dBuV/m dBuV dB/m dB dB cm deg 1 5854.45 63.65 112.05 -48.40 50.18 36.65 10.29 33.47 105 39 PEAK 2 5862.50 65.19 108.70 -43.51 51.69 36.66 10.31 33.47 105 39 PEAK 3 5924.10 51.60 68.96 -17.36 37.92 36.72 10.44 33.48 105 39 PEAK 4 5926.20 52.66 68.30 -15.64 38.98 36.73 10.44 33.49 105 39 PEAK	Blank

Mode	39
	Band Edge - L
	U-NII-3_5.725-5.85_802.11ax HE80_CH155_5775MHz
ANT	CDD8+9

Pol.	Vertical	Fundamental
Peak	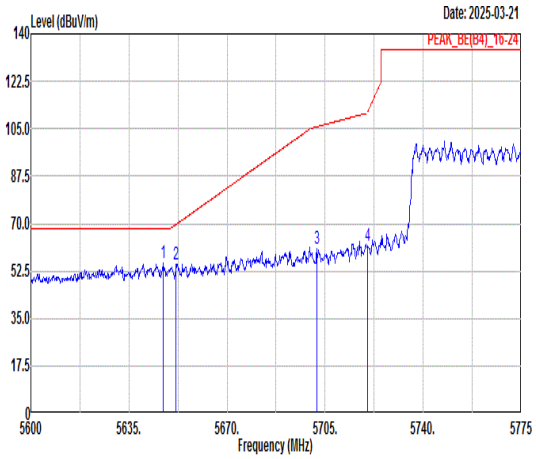 Freq Level Limit Line Margin (dB) Read Level Ant Factor Cable Loss Preamp Factor APos TPos Remark 1 5647.25 55.34 68.30 -12.96 42.46 36.45 9.86 33.43 336 227 PEAK 2 5651.80 55.04 69.63 -14.59 42.16 36.45 9.86 33.43 336 227 PEAK 3 5702.03 60.57 105.77 -45.20 47.54 36.50 9.97 33.44 336 227 PEAK 4 5720.05 61.78 110.91 -49.13 48.69 36.52 10.01 33.44 336 227 PEAK	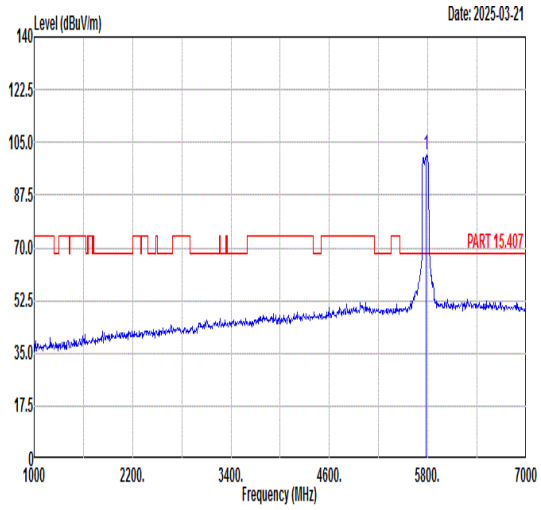 Freq Level Limit Line Margin (dB) Read Level Ant Factor Cable Loss Preamp Factor APos TPos Remark 1 5775.00 101.17 ------ ------ 87.89 36.59 10.15 33.46 336 227 PEAK
Avg	Blank	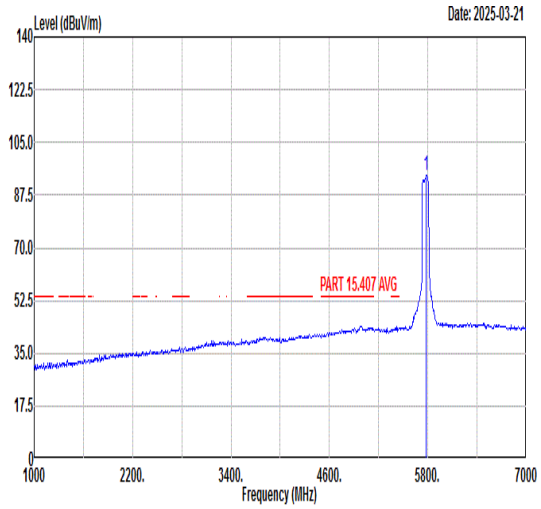 Freq Level Limit Line Margin (dB) Read Level Ant Factor Cable Loss Preamp Factor APos TPos Remark 1 5775.00 93.95 ------ ------ 80.67 36.59 10.15 33.46 336 227 AVERAGE

Mode	39	
	Band Edge - R	
	U-NII-3_5.725-5.85_802.11ax HE80_CH155_5775MHz	
ANT	CDD8+9	
Pol.	Vertical	Fundamental
Peak	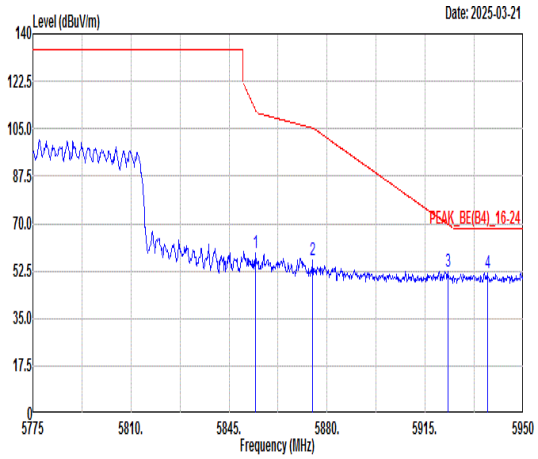 Freq Level Limit Line Margin (dB) Read Level Ant Factor Cable Loss Preamp Factor APos TPos Remark MHz dBuV/m dBuV/m dBuV dB/m dB dB cm deg 1 5854.45 59.22 112.05 -52.83 45.75 36.65 10.29 33.47 336 227 PEAK 2 5874.75 56.78 105.27 -48.49 43.25 36.67 10.33 33.47 336 227 PEAK 3 5923.05 52.55 69.73 -17.18 38.87 36.72 10.44 33.48 336 227 PEAK 4 5937.23 51.88 68.30 -16.42 38.17 36.74 10.46 33.49 336 227 PEAK	Blank

Mode	39	
	Harmonic	
	U-NII-3_5.725-5.85_802.11ax HE80_CH155_5775MHz	
ANT	CDD8+9	
Pol.	Horizontal	Vertical
Peak Avg	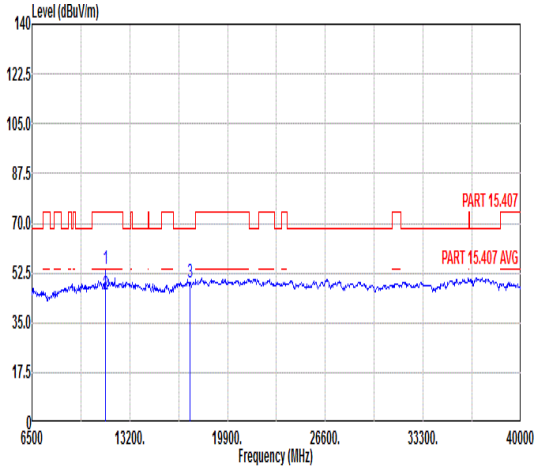 Freq Level Limit Line Margin Read Level Ant Factor Cable Loss Preamp Factor APos TPos Remark MHz dBuV/m dBuV/m dB dBuV dB/m dB dB cm deg 1 11550.00 54.13 74.00 -19.87 65.83 39.26 12.92 63.88 150 17 Peak 2 11550.00 44.66 54.00 -9.34 56.36 39.26 12.92 63.88 150 17 Average 3 17325.00 49.21 68.30 -19.09 55.92 42.66 15.79 65.16 --- --- Peak	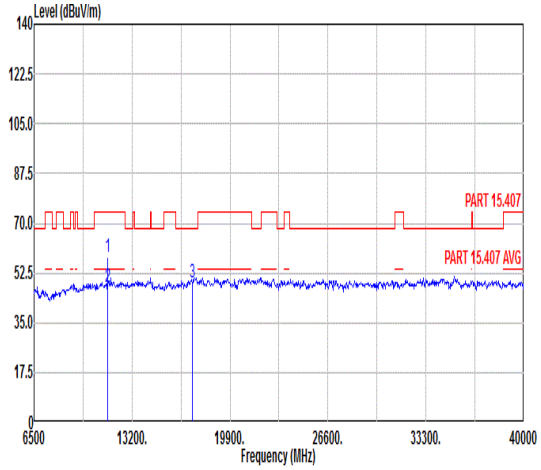 Freq Level Limit Line Margin Read Level Ant Factor Cable Loss Preamp Factor APos TPos Remark MHz dBuV/m dBuV/m dB dBuV dB/m dB dB cm deg 1 11550.00 58.13 74.00 -15.87 69.83 39.26 12.92 63.88 170 9 Peak 2 11550.00 47.74 54.00 -6.26 59.44 39.26 12.92 63.88 170 9 Average 3 17325.00 49.19 68.30 -19.11 55.90 42.66 15.79 65.16 --- --- Peak

Mode	40	
	Band Edge	
	U-NII-1_5.15-5.25_802.11ax HE20_CH36_Partial RU 106/53_5180MHz	
ANT	CDD8+9	
Pol.	Horizontal	Fundamental
Peak	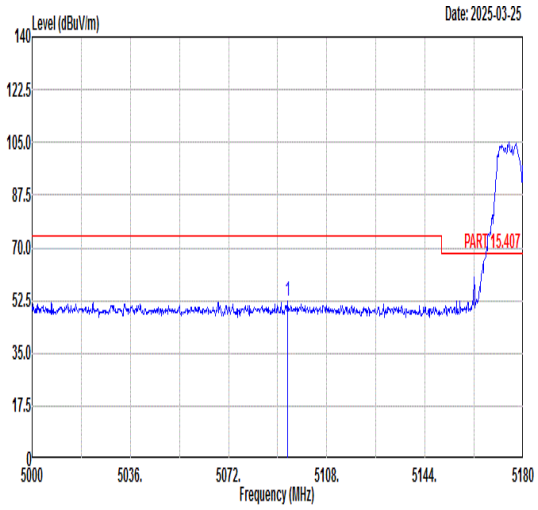 Freq Level Limit Line Margin (dB) Read Level Ant Factor Cable Loss Preamp Factor APos TPos Remark MHz dBuV/m dBuV/m dBuV dB/m dB dB cm deg 1 5093.60 52.09 74.00 -21.91 40.51 36.63 8.43 33.48 250 360 PEAK	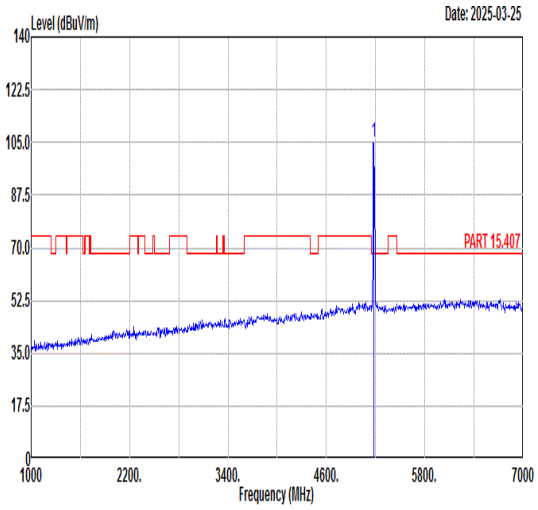 Freq Level Limit Line Margin (dB) Read Level Ant Factor Cable Loss Preamp Factor APos TPos Remark MHz dBuV/m dBuV/m dBuV dB/m dB dB cm deg 1 5180.00 104.95 ------ ------ 93.29 36.56 8.57 33.47 250 360 PEAK
Avg	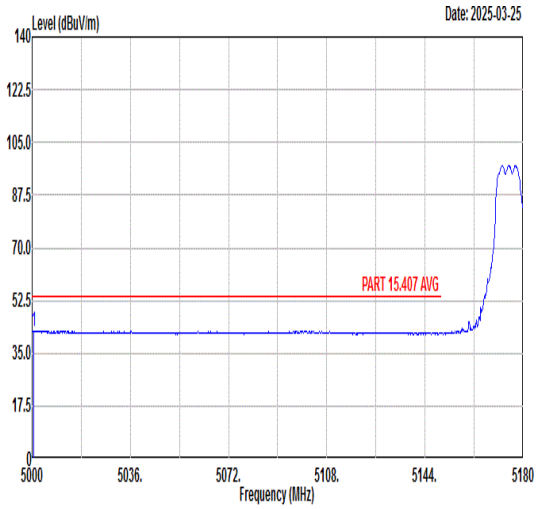 Freq Level Limit Line Margin (dB) Read Level Ant Factor Cable Loss Preamp Factor APos TPos Remark MHz dBuV/m dBuV/m dBuV dB/m dB dB cm deg 1 5000.54 42.41 54.00 -11.59 30.87 36.70 8.34 33.50 250 360 AVERAGE	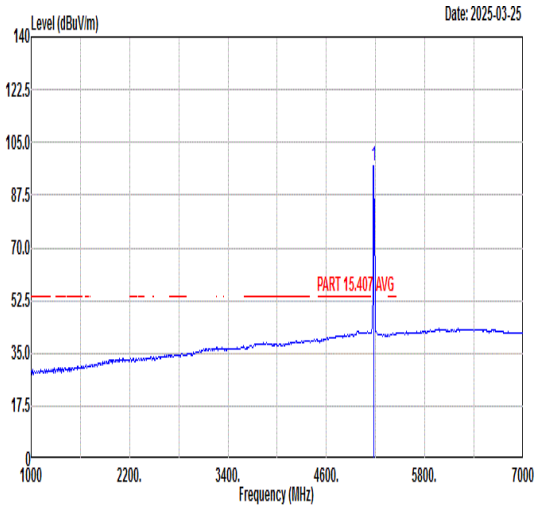 Freq Level Limit Line Margin (dB) Read Level Ant Factor Cable Loss Preamp Factor APos TPos Remark MHz dBuV/m dBuV/m dBuV dB/m dB dB cm deg 1 5180.00 97.09 ------ ------ 85.43 36.56 8.57 33.47 250 360 AVERAGE

Mode	40	
	Band Edge	
	U-NII-1_5.15-5.25_802.11ax HE20_CH36_Partial RU 106/53_5180MHz	
ANT	CDD8+9	
Pol.	Vertical	Fundamental
Peak	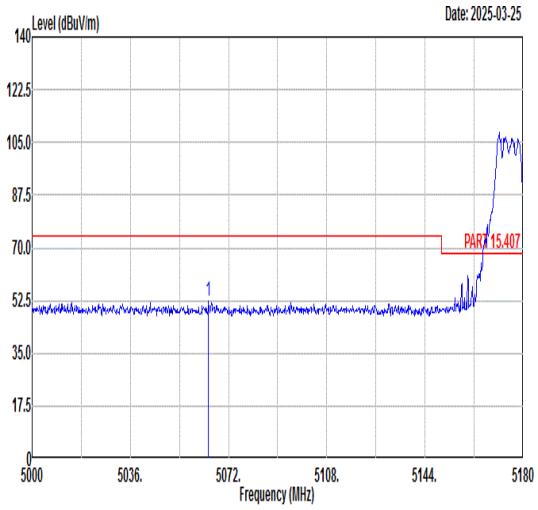 Freq Level Limit Line Margin (dB) Read Level Ant Factor Cable Loss Preamp Factor APos TPos Remark MHz dBuV/m dBuV/m dBuV dB/m dB dB cm deg 1 5064.62 52.20 74.00 -21.80 40.66 36.65 8.38 33.49 341 279 PEAK	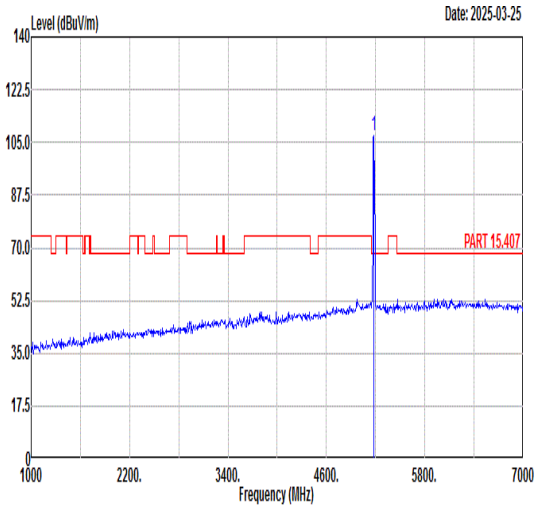 Freq Level Limit Line Margin (dB) Read Level Ant Factor Cable Loss Preamp Factor APos TPos Remark MHz dBuV/m dBuV/m dBuV dB/m dB dB cm deg 1 5180.00 107.18 ------ ------ 95.50 36.56 8.58 33.46 341 279 PEAK
Avg	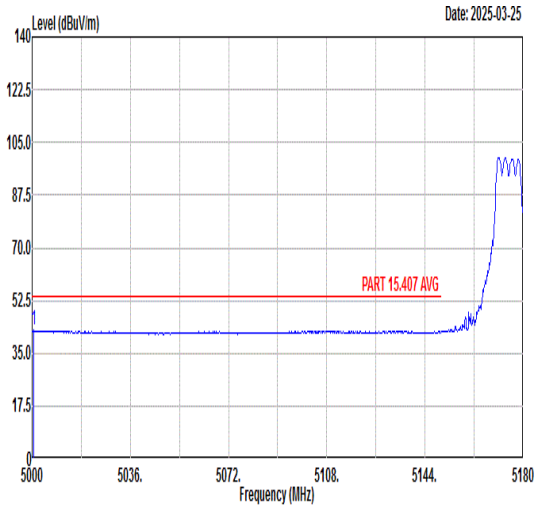 Freq Level Limit Line Margin (dB) Read Level Ant Factor Cable Loss Preamp Factor APos TPos Remark MHz dBuV/m dBuV/m dBuV dB/m dB dB cm deg 1 5000.72 42.63 54.00 -11.37 31.09 36.70 8.34 33.50 341 279 AVERAGE	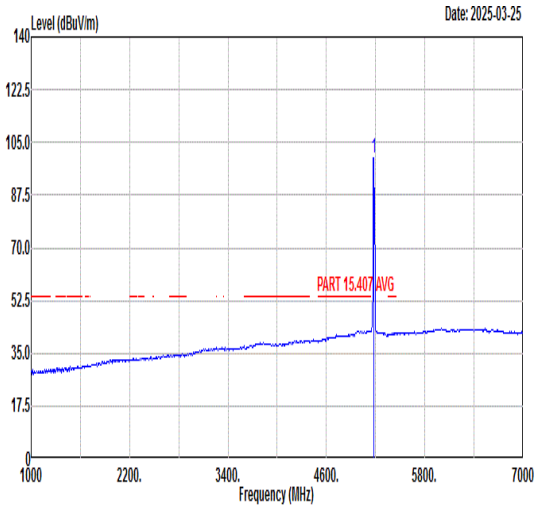 Freq Level Limit Line Margin (dB) Read Level Ant Factor Cable Loss Preamp Factor APos TPos Remark MHz dBuV/m dBuV/m dBuV dB/m dB dB cm deg 1 5180.00 99.97 ------ ------ 88.31 36.56 8.57 33.47 341 279 AVERAGE

Mode	41	
	Band Edge	
	U-NII-2A_5.25-5.35_802.11ax HE20_CH64_Partial RU 26/8_5320MHz	
ANT	CDD8+9	
Pol.	Horizontal	Fundamental
Peak	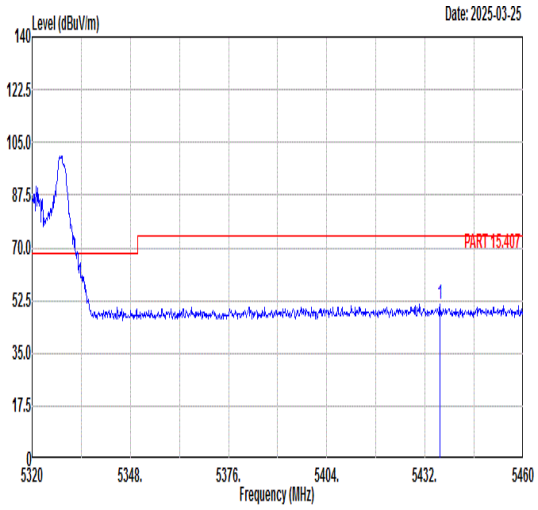 Freq Level Limit Line Margin (dB) Read Level Ant Factor Cable Loss Preamp Factor APos TPos Remark MHz dBuV/m dBuV/m dBuV dB/m dB dB cm deg 1 5436.20 51.20 74.00 -22.80 38.59 36.35 9.67 33.41 200 156 PEAK	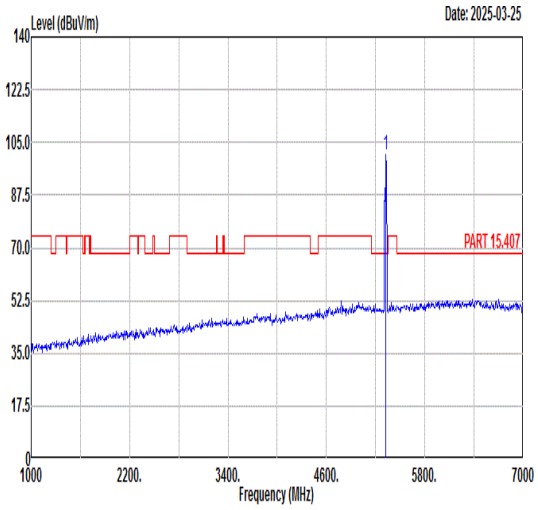 Freq Level Limit Line Margin (dB) Read Level Ant Factor Cable Loss Preamp Factor APos TPos Remark MHz dBuV/m dBuV/m dBuV dB/m dB dB cm deg 1 5320.00 100.67 ------ ------ 88.42 36.44 9.24 33.43 200 156 PEAK
Avg	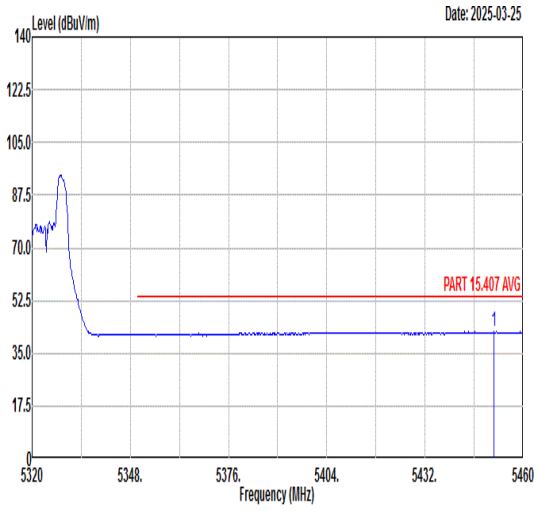 Freq Level Limit Line Margin (dB) Read Level Ant Factor Cable Loss Preamp Factor APos TPos Remark MHz dBuV/m dBuV/m dBuV dB/m dB dB cm deg 1 5451.74 42.12 54.00 -11.88 29.51 36.34 9.68 33.41 200 156 AVERAGE	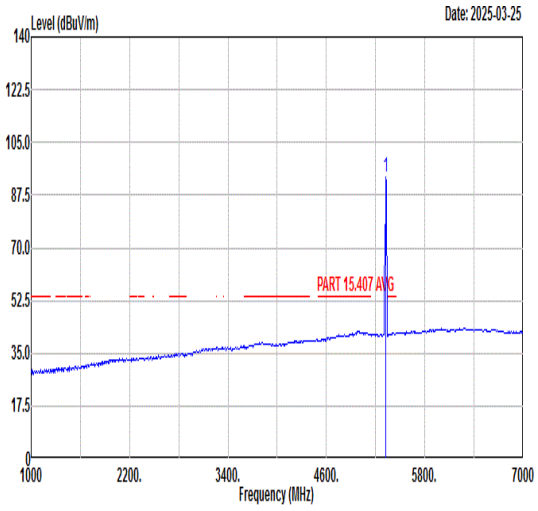 Freq Level Limit Line Margin (dB) Read Level Ant Factor Cable Loss Preamp Factor APos TPos Remark MHz dBuV/m dBuV/m dBuV dB/m dB dB cm deg 1 5320.00 93.67 ------ ------ 81.42 36.44 9.24 33.43 200 156 AVERAGE

Mode	41	
	Band Edge	
	U-NII-2A_5.25-5.35_802.11ax HE20_CH64_Partial RU 26/8_5320MHz	
ANT	CDD8+9	
Pol.	Vertical	Fundamental
Peak	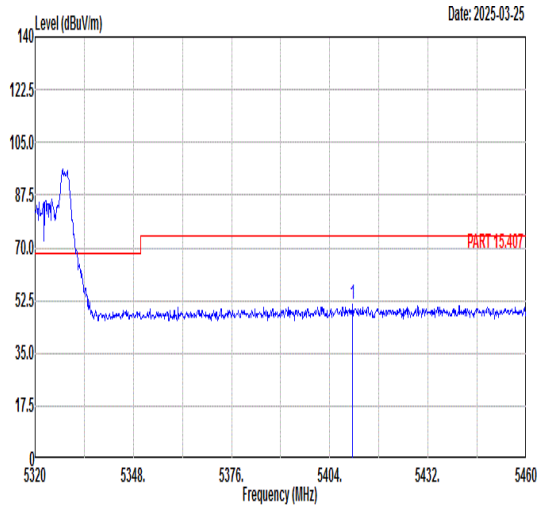 Freq Level Limit Line Margin (dB) Read Level Ant Factor Cable Loss Preamp Factor APos TPos Remark MHz dBuV/m dBuV/m dBuV dB/m dB dB cm deg 1 5410.58 51.45 74.00 -22.55 38.84 36.37 9.66 33.42 149 0 PEAK	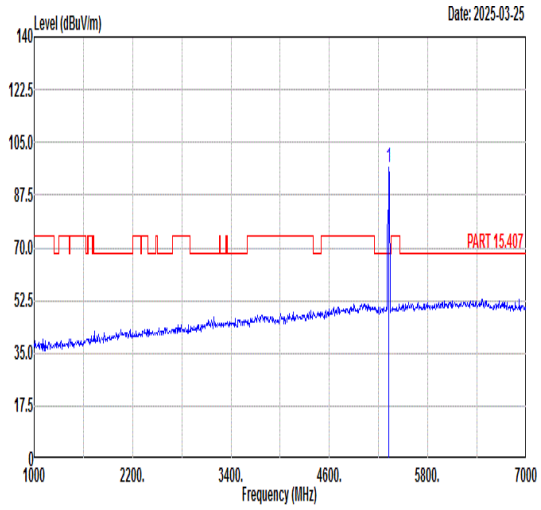 Freq Level Limit Line Margin (dB) Read Level Ant Factor Cable Loss Preamp Factor APos TPos Remark MHz dBuV/m dBuV/m dBuV dB/m dB dB cm deg 1 5320.00 96.46 ------ ------ 84.21 36.44 9.24 33.43 149 0 PEAK
Avg	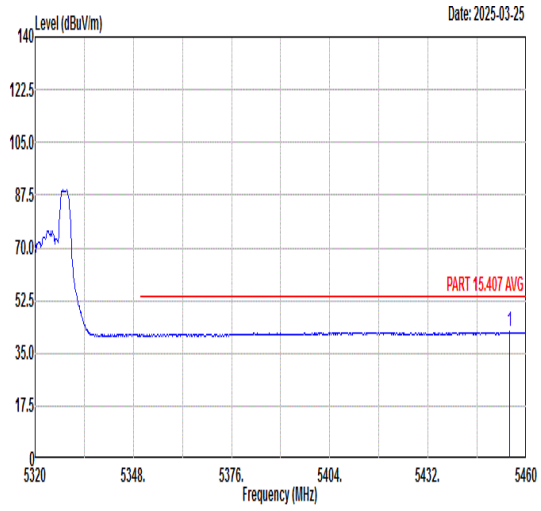 Freq Level Limit Line Margin (dB) Read Level Ant Factor Cable Loss Preamp Factor APos TPos Remark MHz dBuV/m dBuV/m dBuV dB/m dB dB cm deg 1 5455.24 42.01 54.00 -11.99 29.40 36.34 9.68 33.41 149 0 AVERAGE	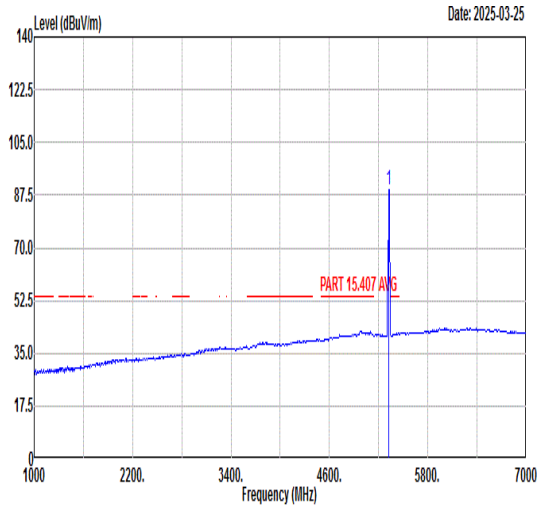 Freq Level Limit Line Margin (dB) Read Level Ant Factor Cable Loss Preamp Factor APos TPos Remark MHz dBuV/m dBuV/m dBuV dB/m dB dB cm deg 1 5320.00 89.09 ------ ------ 76.84 36.44 9.24 33.43 149 0 AVERAGE

Mode	42	
	Band Edge	
	U-NII-2C_5.47-5.725_802.11ax HE20_CH100_Partial RU 26/0_5500MHz	
ANT	CDD8+9	
Pol.	Horizontal	Fundamental
Peak	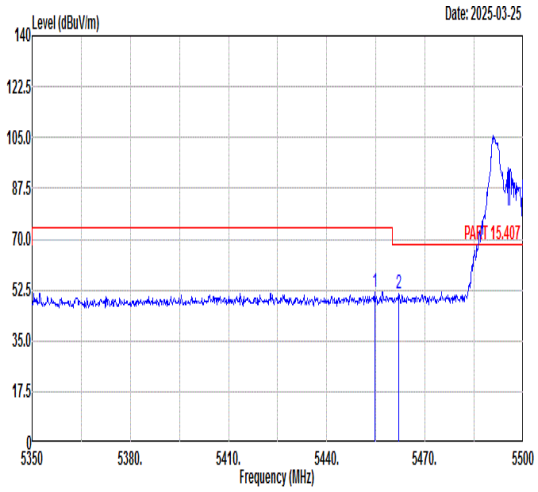 Freq Level Limit Line Margin (dB) Read Level Ant Factor Cable Loss Preamp Factor APos TPos Remark MHz dBuV/m dBuV/m dBuV dB/m dB dB cm deg 1 5454.70 51.90 74.00 -22.10 39.29 36.34 9.68 33.41 240 27 PEAK 2 5462.05 51.10 68.30 -17.20 38.49 36.33 9.69 33.41 240 27 PEAK	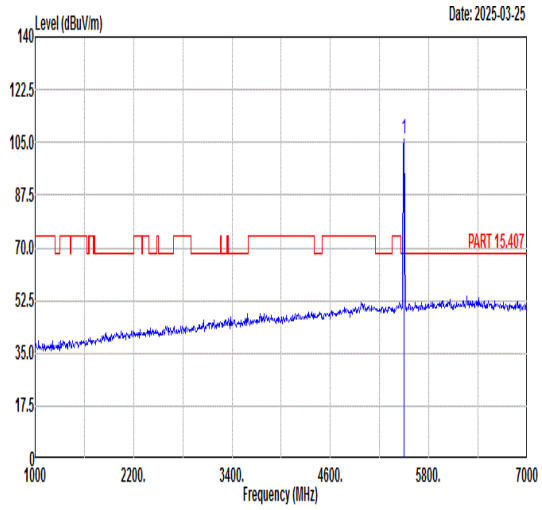 Freq Level Limit Line Margin (dB) Read Level Ant Factor Cable Loss Preamp Factor APos TPos Remark MHz dBuV/m dBuV/m dBuV dB/m dB dB cm deg 1 5500.00 106.11 ------ ------ 93.51 36.30 9.70 33.40 240 27 PEAK
Avg	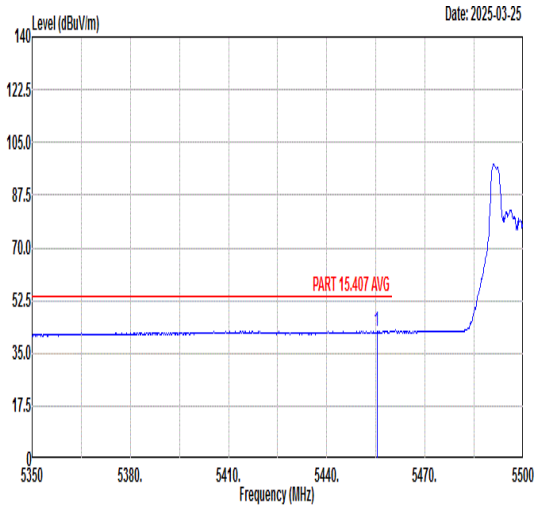 Freq Level Limit Line Margin (dB) Read Level Ant Factor Cable Loss Preamp Factor APos TPos Remark MHz dBuV/m dBuV/m dBuV dB/m dB dB cm deg 1 5455.30 42.19 54.00 -11.81 29.58 36.34 9.68 33.41 240 27 AVERAGE	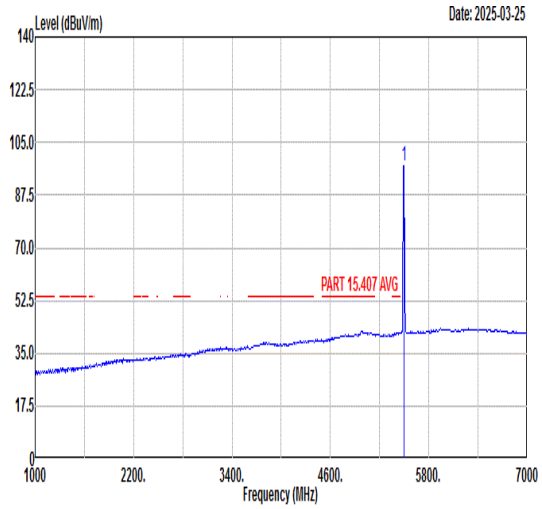 Freq Level Limit Line Margin (dB) Read Level Ant Factor Cable Loss Preamp Factor APos TPos Remark MHz dBuV/m dBuV/m dBuV dB/m dB dB cm deg 1 5500.00 97.41 ------ ------ 84.81 36.30 9.70 33.40 240 27 AVERAGE

Mode	42	
	Band Edge	
	U-NII-2C_5.47-5.725_802.11ax HE20_CH100_Partial RU 26/0_5500MHz	
ANT	CDD8+9	
Pol.	Vertical	Fundamental
Peak	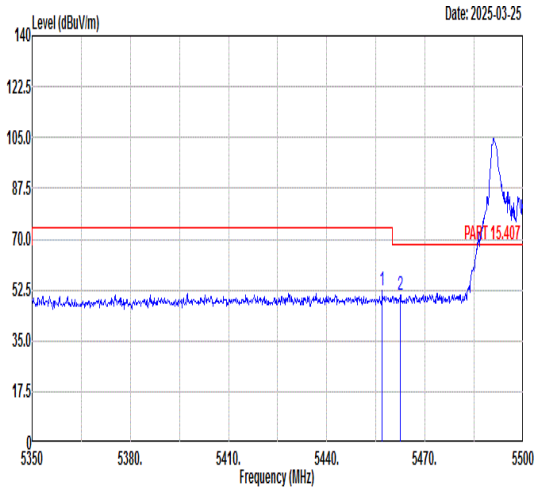 Freq Level Limit Line Margin (dB) Read Level Ant Factor Cable Loss Preamp Factor APos TPos Remark MHz dBuV/m dBuV/m dBuV dB/m dB dB cm deg 1 5456.95 52.27 74.00 -21.73 39.66 36.33 9.69 33.41 300 89 PEAK 2 5462.50 50.86 68.30 -17.44 38.25 36.33 9.69 33.41 300 89 PEAK	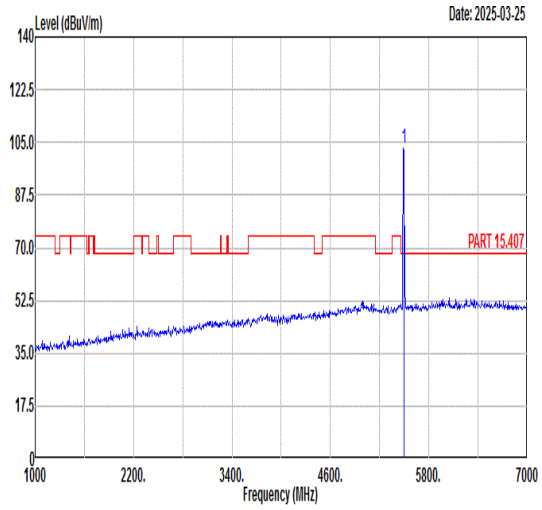 Freq Level Limit Line Margin (dB) Read Level Ant Factor Cable Loss Preamp Factor APos TPos Remark MHz dBuV/m dBuV/m dBuV dB/m dB dB cm deg 1 5500.00 103.04 ------ ------ 90.43 36.31 9.70 33.40 300 89 PEAK
Avg	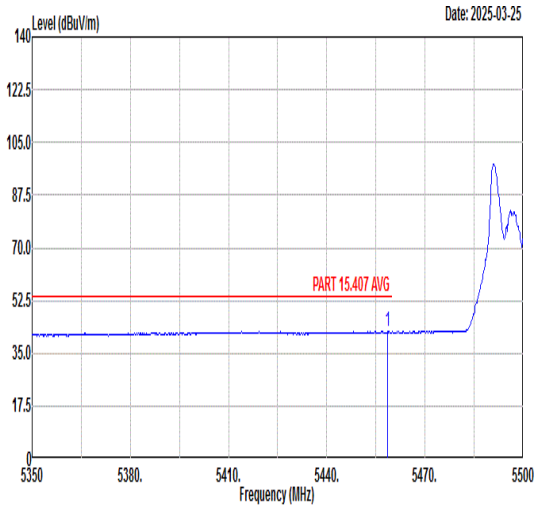 Freq Level Limit Line Margin (dB) Read Level Ant Factor Cable Loss Preamp Factor APos TPos Remark MHz dBuV/m dBuV/m dBuV dB/m dB dB cm deg 1 5458.60 42.25 54.00 -11.75 29.64 36.33 9.69 33.41 300 89 AVERAGE	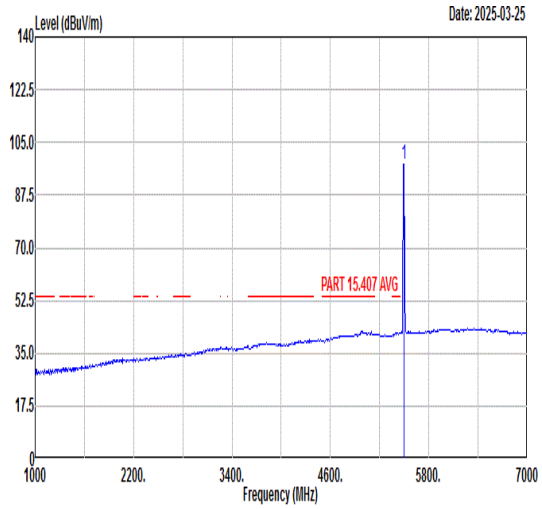 Freq Level Limit Line Margin (dB) Read Level Ant Factor Cable Loss Preamp Factor APos TPos Remark MHz dBuV/m dBuV/m dBuV dB/m dB dB cm deg 1 5500.00 97.61 ------ ------ 85.01 36.30 9.70 33.40 300 89 AVERAGE

Mode	43	
	Band Edge	
	U-NII-2C_5.47-5.725_802.11ax HE20_CH140_Partial RU 26/8_5700MHz	
ANT	CDD8+9	
Pol.	Horizontal	Fundamental
Peak	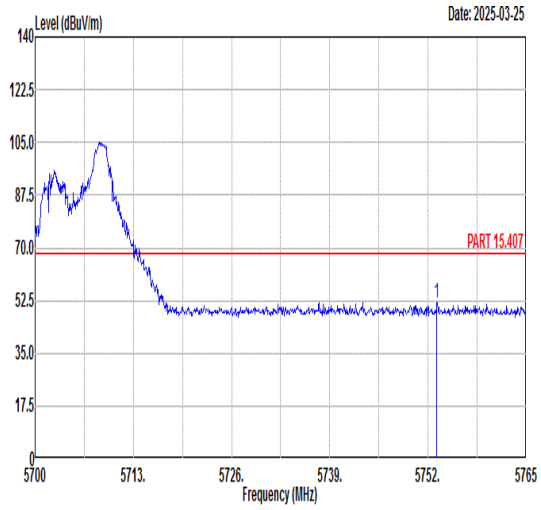 Freq Level Limit Line Margin (dB) Read Level Ant Factor Cable Loss Preamp Factor APos TPos Remark MHz dBuV/m dBuV/m dBuV dB/m dB dB cm deg 1 5753.17 51.94 68.30 -16.36 38.76 36.55 10.08 33.45 325 0 PEAK	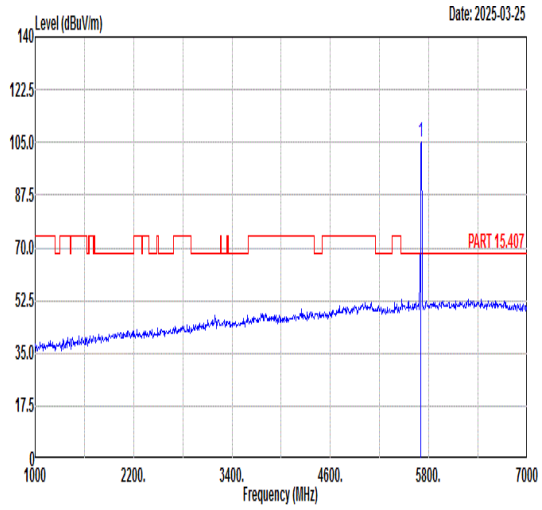 Freq Level Limit Line Margin (dB) Read Level Ant Factor Cable Loss Preamp Factor APos TPos Remark MHz dBuV/m dBuV/m dBuV dB/m dB dB cm deg 1 5700.00 105.32 ------ ------ 92.26 36.51 9.99 33.44 325 0 PEAK
Avg	Blank	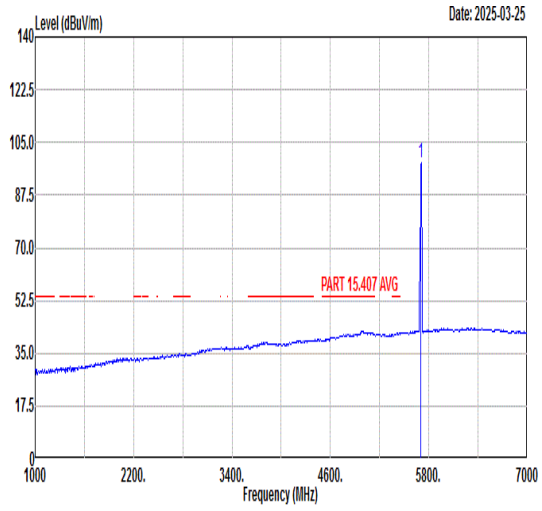 Freq Level Limit Line Margin (dB) Read Level Ant Factor Cable Loss Preamp Factor APos TPos Remark MHz dBuV/m dBuV/m dBuV dB/m dB dB cm deg 1 5700.00 98.12 ------ ------ 85.06 36.51 9.99 33.44 325 0 AVERAGE

Mode	43	
	Band Edge	
	U-NII-2C_5.47-5.725_802.11ax HE20_CH140_Partial RU 26/8_5700MHz	
ANT	CDD8+9	
Pol.	Vertical	Fundamental
Peak	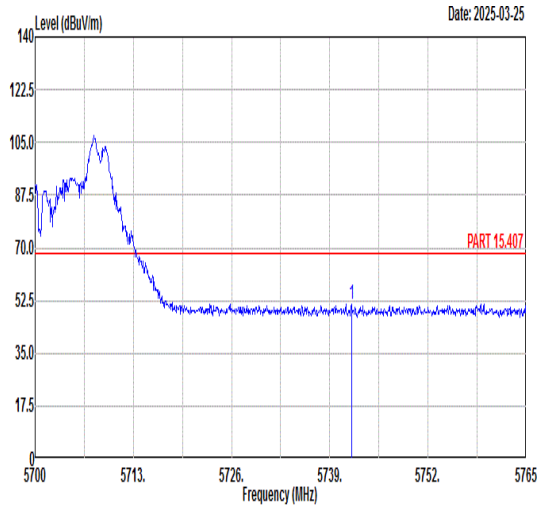 Freq Level Limit Line Margin (dB) Read Level Ant Factor Cable Loss Preamp Factor APos TPos Remark MHz dBuV/m dBuV/m dBuV dB/m dB dB cm deg 1 5741.86 51.33 68.30 -16.97 38.19 36.54 10.05 33.45 200 73 PEAK	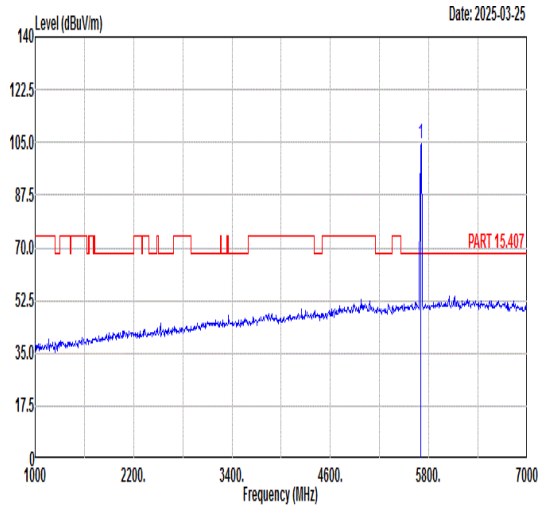 Freq Level Limit Line Margin (dB) Read Level Ant Factor Cable Loss Preamp Factor APos TPos Remark MHz dBuV/m dBuV/m dBuV dB/m dB dB cm deg 1 5700.00 104.39 ------ ------ 91.33 36.51 9.99 33.44 200 73 PEAK
Avg	Blank	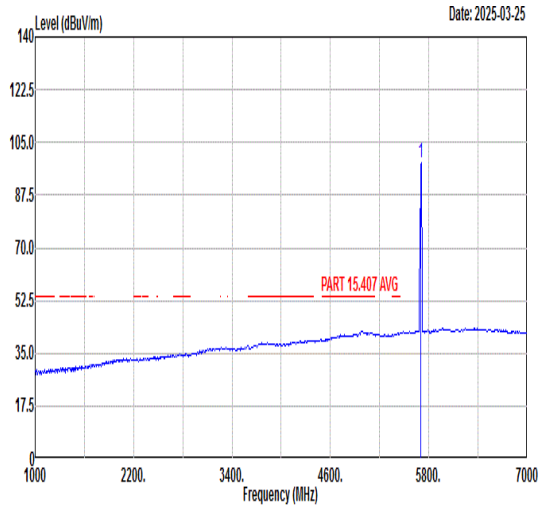 Freq Level Limit Line Margin (dB) Read Level Ant Factor Cable Loss Preamp Factor APos TPos Remark MHz dBuV/m dBuV/m dBuV dB/m dB dB cm deg 1 5700.00 98.17 ------ ------ 85.11 36.51 9.99 33.44 200 73 AVERAGE

Mode	44	
	Band Edge	
	U-NII-3_5.725-5.85_802.11ax HE20_CH149_Partial RU 106/53_5745MHz	
ANT	CDD8+9	
Pol.	Horizontal	Fundamental
Peak	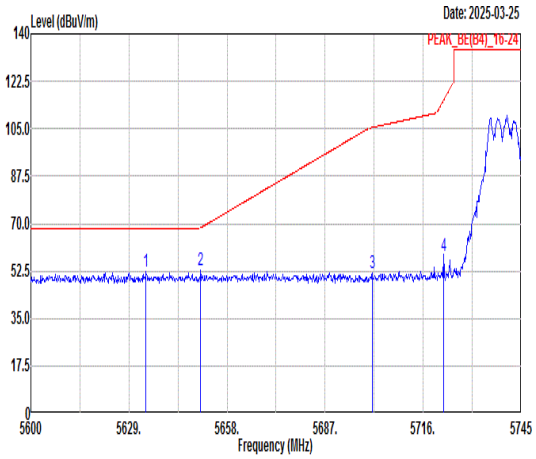 Freq Level Limit Line Margin (dB) Read Level Ant Factor Cable Loss Preamp Factor APos TPos Remark 1 5634.08 52.05 68.30 -16.25 39.22 36.43 9.83 33.43 100 53 PEAK 2 5650.17 52.90 68.43 -15.53 40.02 36.45 9.86 33.43 100 53 PEAK 3 5700.92 51.59 105.46 -53.87 38.56 36.50 9.97 33.44 100 53 PEAK 4 5721.95 58.37 115.24 -56.87 45.28 36.52 10.01 33.44 100 53 PEAK	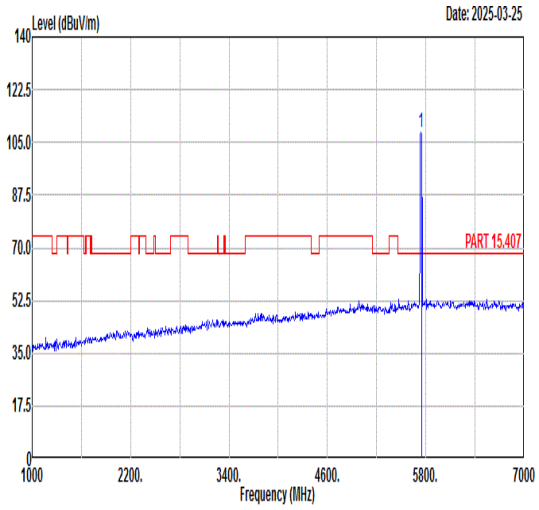 Freq Level Limit Line Margin (dB) Read Level Ant Factor Cable Loss Preamp Factor APos TPos Remark 1 5745.00 108.23 ------ ------ 95.09 36.54 10.05 33.45 100 53 PEAK
Avg	Blank	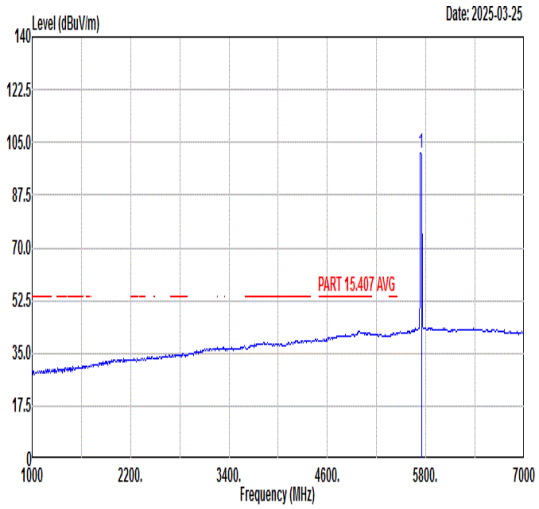 Freq Level Limit Line Margin (dB) Read Level Ant Factor Cable Loss Preamp Factor APos TPos Remark 1 5745.00 101.68 ------ ------ 88.54 36.54 10.05 33.45 100 53 AVERAGE

Mode	44	
	Band Edge	
	U-NII-3_5.725-5.85_802.11ax HE20_CH149_Partial RU 106/53_5745MHz	
ANT	CDD8+9	
Pol.	Vertical	Fundamental
Peak	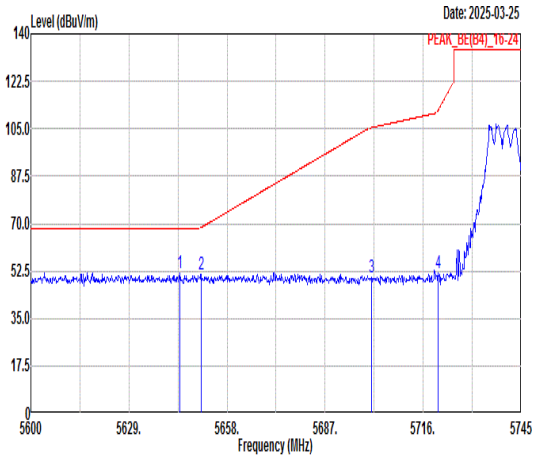 Freq Level Limit Line Margin (dB) Read Level Ant Factor Cable Loss Preamp Factor APos TPos Remark 1 5643.94 51.77 68.30 -16.53 38.91 36.44 9.85 33.43 232 237 PEAK 2 5650.46 51.33 68.64 -17.31 38.45 36.45 9.86 33.43 232 237 PEAK 3 5700.63 50.30 105.38 -55.08 37.27 36.50 9.97 33.44 232 237 PEAK 4 5720.35 51.94 111.60 -59.66 38.85 36.52 10.01 33.44 232 237 PEAK	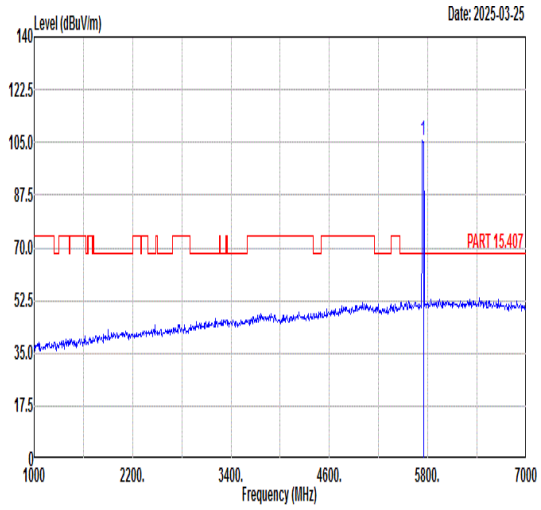 Freq Level Limit Line Margin (dB) Read Level Ant Factor Cable Loss Preamp Factor APos TPos Remark 1 5745.00 105.86 ------ ------ 92.74 36.53 10.04 33.45 232 237 PEAK
Avg	Blank	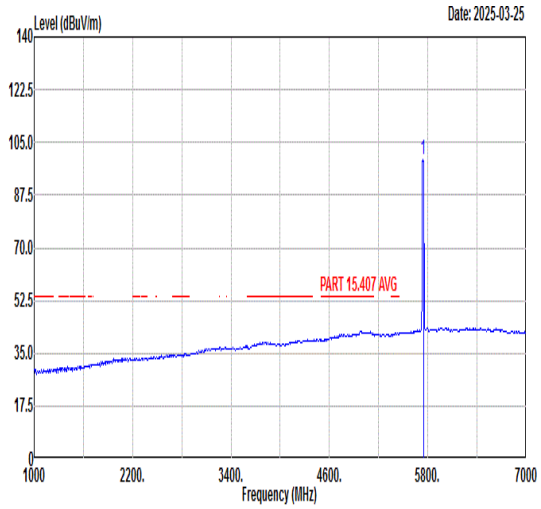 Freq Level Limit Line Margin (dB) Read Level Ant Factor Cable Loss Preamp Factor APos TPos Remark 1 5745.00 99.16 ------ ------ 86.02 36.54 10.05 33.45 232 237 AVERAGE

Mode	45	
	Band Edge	
	U-NII-3_5.725-5.85_802.11ax HE20_CH165_Partial RU 26/8_5825MHz	
ANT	CDD8+9	
Pol.	Horizontal	Fundamental
Peak	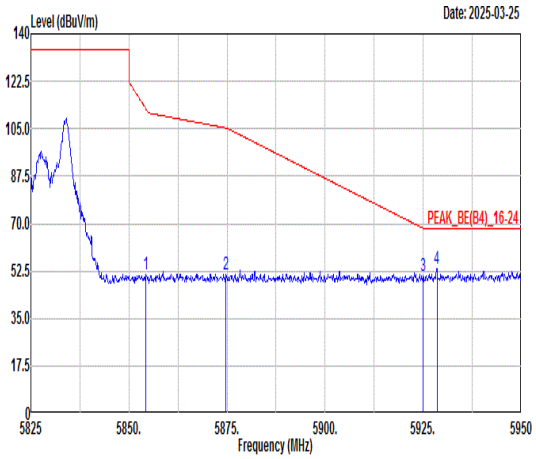 Freq Level Limit Line Margin (dB) Read Level Ant Factor Cable Loss Preamp Factor APos TPos Remark 1 5854.38 51.33 112.22 -60.89 37.86 36.65 10.29 33.47 300 37 PEAK 2 5874.75 51.18 105.27 -54.09 37.65 36.67 10.33 33.47 300 37 PEAK 3 5924.88 50.96 68.39 -17.43 37.28 36.72 10.44 33.48 300 37 PEAK 4 5928.50 53.30 68.30 -15.00 39.61 36.73 10.45 33.49 300 37 PEAK	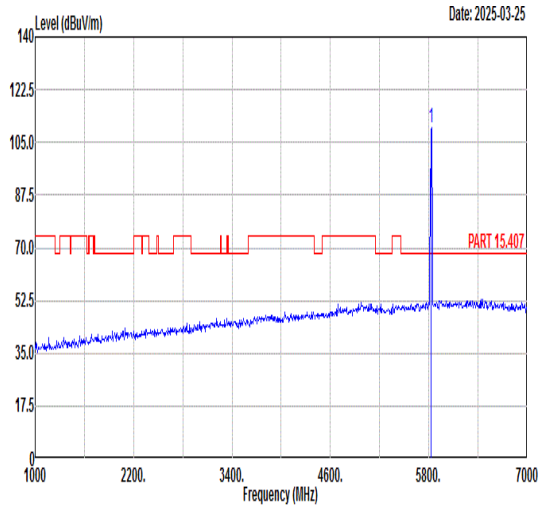 Freq Level Limit Line Margin (dB) Read Level Ant Factor Cable Loss Preamp Factor APos TPos Remark 1 5825.00 109.78 ------ ------ 96.36 36.64 10.25 33.47 300 37 PEAK
Avg	Blank	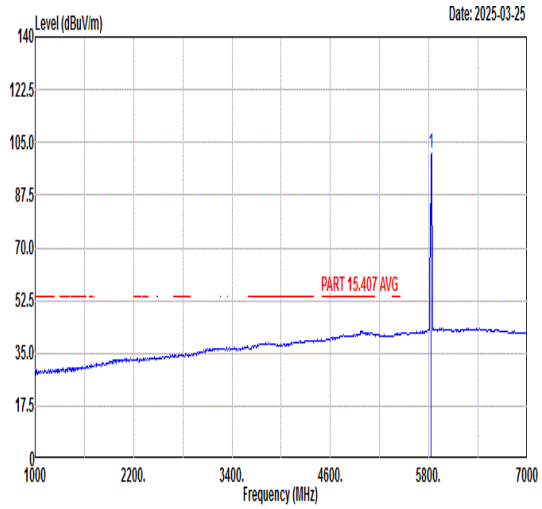 Freq Level Limit Line Margin (dB) Read Level Ant Factor Cable Loss Preamp Factor APos TPos Remark 1 5825.00 101.52 ------ ------ 88.10 36.64 10.25 33.47 300 37 AVERAGE

Mode	45	
	Band Edge	
	U-NII-3_5.725-5.85_802.11ax HE20_CH165_Partial RU 26/8_5825MHz	
ANT	CDD8+9	
Pol.	Vertical	Fundamental
Peak	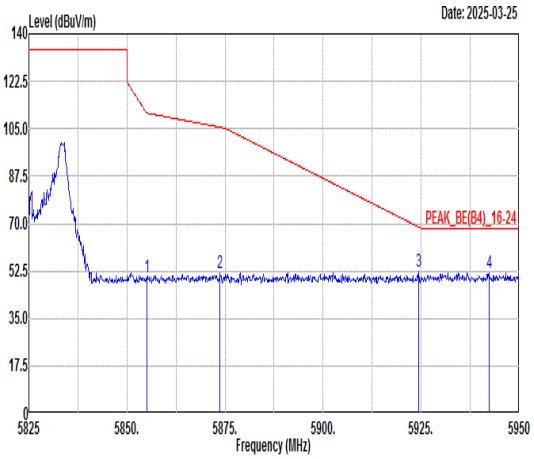 Freq Level Limit Line Margin (dB) Read Level Ant Factor Cable Loss Preamp Factor APos TPos Remark 1 5855.00 50.03 110.80 -60.77 36.56 36.65 10.29 33.47 370 7 PEAK 2 5873.75 51.71 105.55 -53.84 38.18 36.67 10.33 33.47 370 7 PEAK 3 5924.38 52.08 68.76 -16.68 38.40 36.72 10.44 33.48 370 7 PEAK 4 5942.25 51.82 68.30 -16.48 38.09 36.74 10.48 33.49 370 7 PEAK	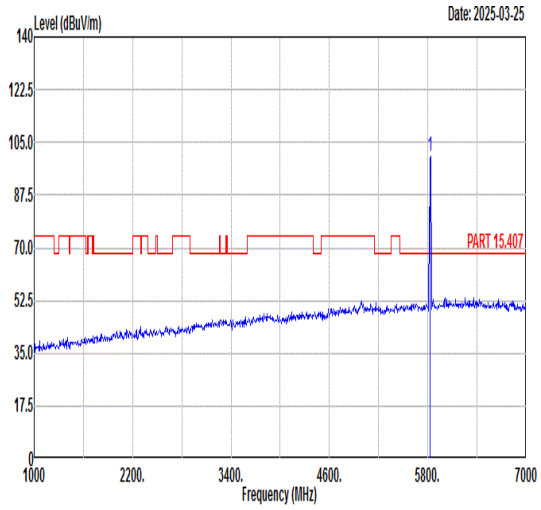 Freq Level Limit Line Margin (dB) Read Level Ant Factor Cable Loss Preamp Factor APos TPos Remark 1 5825.00 100.22 ------ ------ 86.80 36.64 10.25 33.47 370 7 PEAK
Avg	Blank	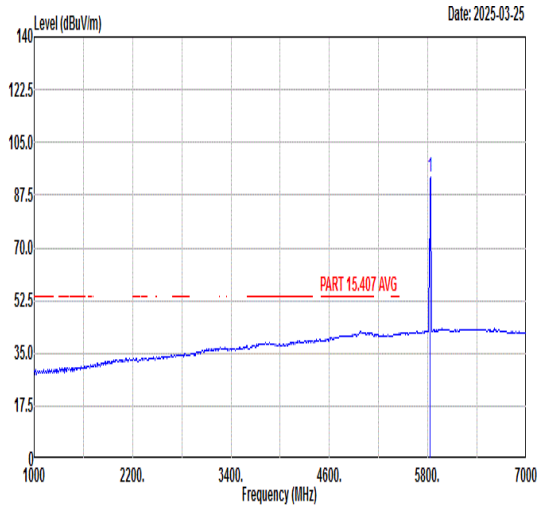 Freq Level Limit Line Margin (dB) Read Level Ant Factor Cable Loss Preamp Factor APos TPos Remark 1 5825.00 93.62 ------ ------ 80.20 36.64 10.25 33.47 370 7 AVERAGE

Mode	46	
	LF	
	U-NII-2C_5.47-5.725_802.11ax HE80-LF_CH106_5530MHz	
ANT	CDD8+9	
Pol.	Horizontal	Vertical
Peak	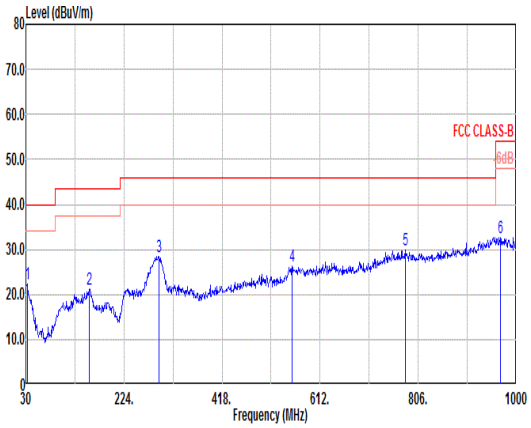	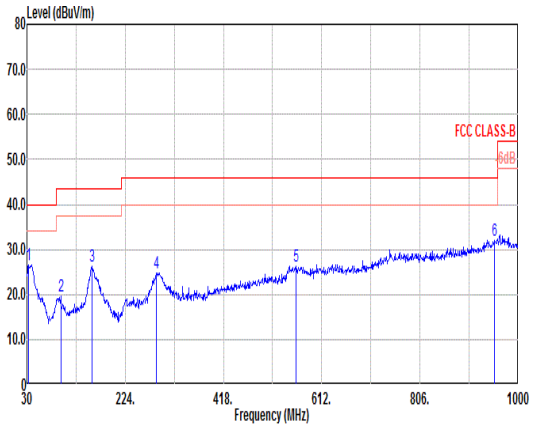

Horizontal:

	Freq	Level	Limit Line	Margin	Read Level	Ant Factor	Cable Loss	Preamp Factor	APos	TPos	Remark
	MHz	dBuV/m	dBuV/m	dB	dBuV	dB/m	dB	dB	cm	deg	
1	32.91	22.44	40.00	-17.56	29.76	23.75	0.55	31.62	---	---	Peak
2	156.10	21.15	43.50	-22.35	34.75	16.72	1.27	31.59	---	---	Peak
3	292.87	28.52	46.00	-17.48	39.00	19.33	1.78	31.59	---	---	Peak
4	556.71	26.31	46.00	-19.69	28.16	26.95	2.47	31.27	---	---	Peak
5	780.78	30.03	46.00	-15.97	29.34	28.84	2.91	31.06	---	---	Peak
6	967.99	32.65	54.00	-21.35	28.49	31.70	3.26	30.80	---	---	Peak

Vertical:

	Freq	Level	Limit Line	Margin	Read Level	Ant Factor	Cable Loss	Preamp Factor	APos	TPos	Remark
	MHz	dBuV/m	dBuV/m	dB	dBuV	dB/m	dB	dB	cm	deg	
1	32.91	26.70	40.00	-13.30	34.02	23.75	0.55	31.62	---	---	Peak
2	96.93	19.60	43.50	-23.90	34.58	15.72	1.00	31.70	---	---	Peak
3	158.04	26.24	43.50	-17.26	39.92	16.62	1.28	31.58	---	---	Peak
4	286.08	24.90	46.00	-21.10	35.64	19.07	1.76	31.57	---	---	Peak
5	561.56	26.37	46.00	-19.63	28.17	26.97	2.48	31.25	---	---	Peak
6	953.44	32.11	46.00	-13.89	28.14	31.57	3.24	30.84	---	---	Peak

Mode	47	
	LF	
	U-NII-3_5.725-5.85_802.11ax HE80-LF_CH155_5775MHz	
ANT	CDD8+9	
Pol.	Horizontal	Vertical
Peak	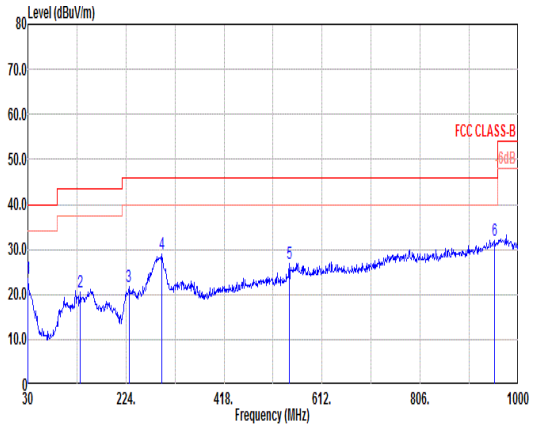 Freq Level Limit Line Margin Read Level Ant Factor Cable Loss Preamp Factor APos TPos Remark MHz dBuV/m dBuV/m dB dBuV dB/m dB dB cm deg 1 30.00 23.44 40.00 -16.56 29.12 25.29 0.53 31.50 --- --- Peak 2 133.79 20.57 43.50 -22.93 33.24 17.78 1.18 31.63 --- --- Peak 3 229.82 21.85 46.00 -24.15 35.55 16.24 1.56 31.50 --- --- Peak 4 294.81 28.85 46.00 -17.15 39.28 19.37 1.79 31.59 --- --- Peak 5 547.01 27.00 46.00 -19.00 29.93 25.92 2.45 31.30 --- --- Peak 6 953.44 32.11 46.00 -13.89 28.14 31.57 3.24 30.84 --- --- Peak	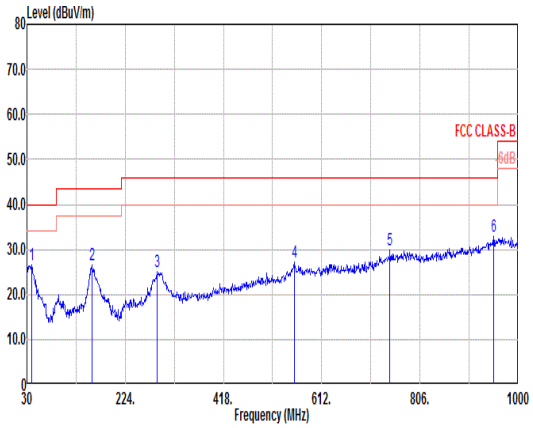 Freq Level Limit Line Margin Read Level Ant Factor Cable Loss Preamp Factor APos TPos Remark MHz dBuV/m dBuV/m dB dBuV dB/m dB dB cm deg 1 39.70 26.52 40.00 -13.48 37.44 20.17 0.61 31.70 --- --- Peak 2 158.04 26.67 43.50 -16.83 40.35 16.62 1.28 31.58 --- --- Peak 3 287.05 24.91 46.00 -21.09 35.61 19.11 1.76 31.57 --- --- Peak 4 557.68 27.04 46.00 -18.96 28.84 26.99 2.48 31.27 --- --- Peak 5 746.83 29.89 46.00 -16.11 29.33 28.73 2.84 31.01 --- --- Peak 6 951.50 32.81 46.00 -13.19 28.94 31.49 3.23 30.85 --- --- Peak

Mode	48	
	Band Edge - L	
	U-NII-2C_5.47-5.725_802.11ax HE80_CH106_5530MHz+2400-2483.5_802.11ax HE20_CH11_2462MHz+LTE B13	
Pol.	Horizontal	Fundamental
Peak	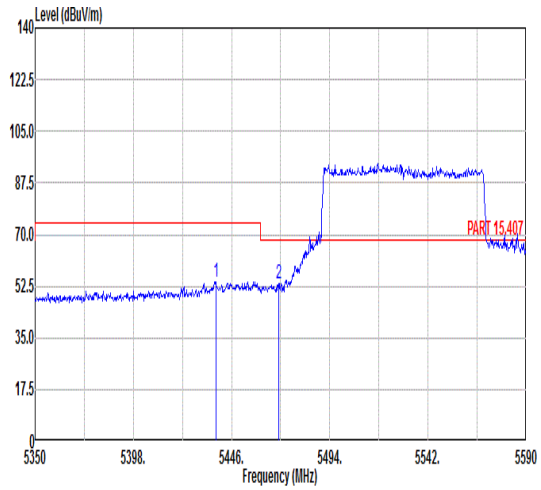 Freq Level Limit Line Margin Read Level Ant Factor Cable Loss Preamp Factor APos TPos Remark MHz dBuV/m dBuV/m dB dBuV dB/m dB dB cm deg 1 5438.32 54.09 74.00 -19.91 41.47 36.35 9.68 33.41 220 48 Peak 2 5469.04 53.12 68.30 -15.18 40.52 36.32 9.69 33.41 220 48 Peak	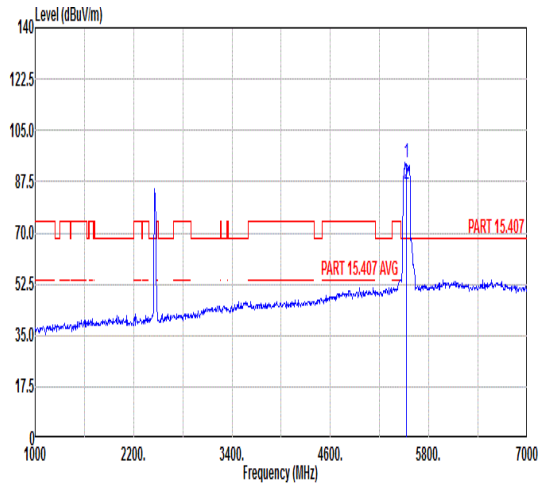 Freq Level Limit Line Margin Read Level Ant Factor Cable Loss Preamp Factor APos TPos Remark MHz dBuV/m dBuV/m dB dBuV dB/m dB dB cm deg 1 5530.00 93.85 ------ ------ 81.21 36.33 9.72 33.41 220 48 Peak 2 5530.00 86.90 ------ ------ 74.26 36.33 9.72 33.41 220 48 Average
Avg	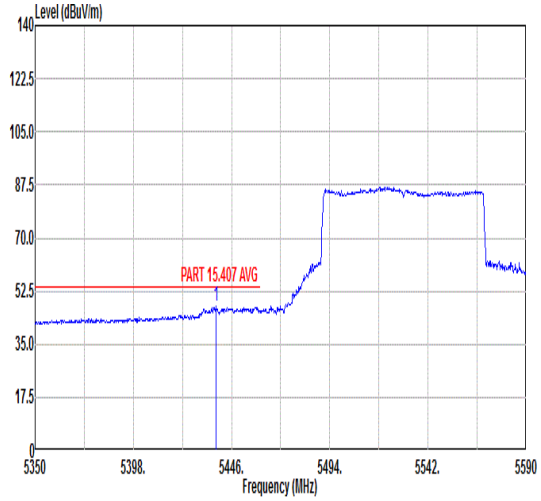 Freq Level Limit Line Margin Read Level Ant Factor Cable Loss Preamp Factor APos TPos Remark MHz dBuV/m dBuV/m dB dBuV dB/m dB dB cm deg 1 5438.56 47.39 54.00 -6.61 34.77 36.35 9.68 33.41 220 48 Average	Blank

Mode	48	
	Band Edge - R	
	U-NII-2C_5.47-5.725_802.11ax HE80_CH106_5530MHz+2400-2483.5_802.11ax HE20_CH11_2462MHz+LTE B13	
Pol.	Horizontal	Fundamental
Peak	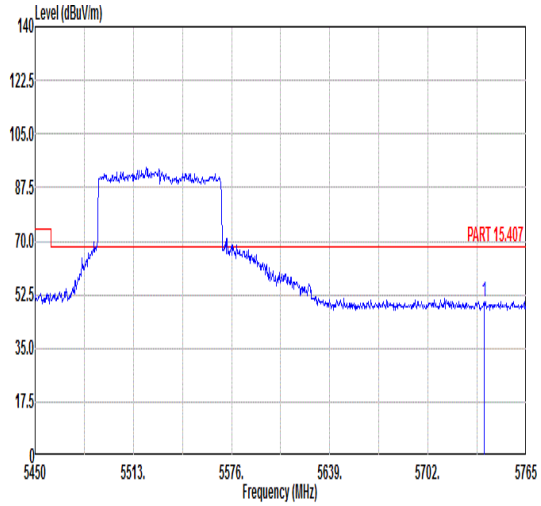 Freq Level Limit Line Margin Read Level Ant Factor Cable Loss Preamp Factor APos TPos Remark MHz dBuV/m dBuV/m dB dBuV dB/m dB dB cm deg 1 5737.91 50.34 68.30 -17.96 37.20 36.54 10.05 33.45 220 48 Peak	Blank

Mode	48	
	Band Edge - L	
	U-NII-2C_5.47-5.725_802.11ax HE80_CH106_5530MHz+2400-2483.5_802.11ax HE20_CH11_2462MHz+LTE B13	
Pol.	Vertical	Fundamental
Peak	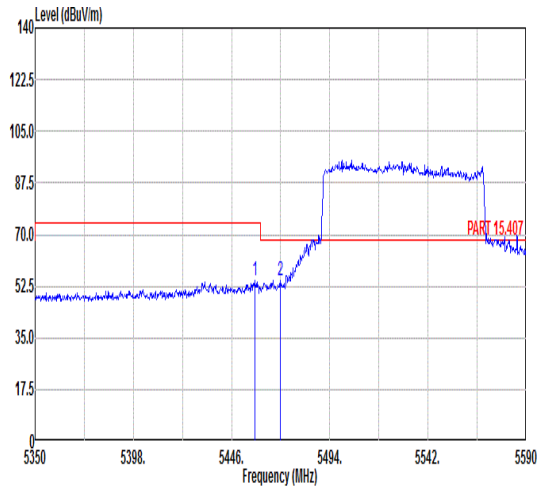 Freq Level Limit Line Margin Read Level Ant Factor Cable Loss Preamp Factor APos TPos Remark MHz dBuV/m dBuV/m dB dBuV dB/m dB dB cm deg 1 5457.28 54.22 74.00 -19.78 41.61 36.33 9.69 33.41 320 280 Peak 2 5469.76 54.36 68.30 -13.94 41.76 36.32 9.69 33.41 320 280 Peak	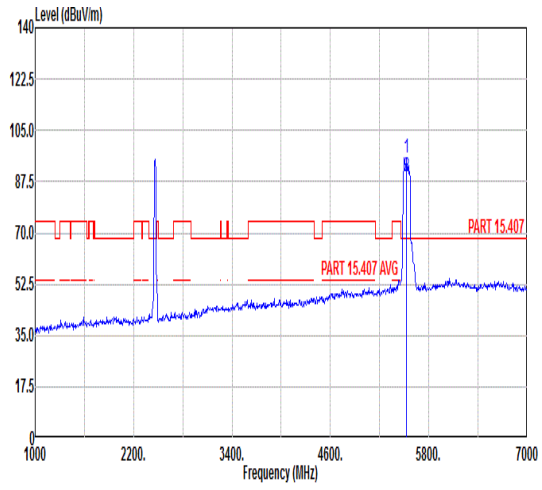 Freq Level Limit Line Margin Read Level Ant Factor Cable Loss Preamp Factor APos TPos Remark MHz dBuV/m dBuV/m dB dBuV dB/m dB dB cm deg 1 5530.00 95.70 ------ ------ 83.06 36.33 9.72 33.41 320 280 Peak 2 5530.00 89.16 ------ ------ 76.52 36.33 9.72 33.41 320 280 Average
Avg	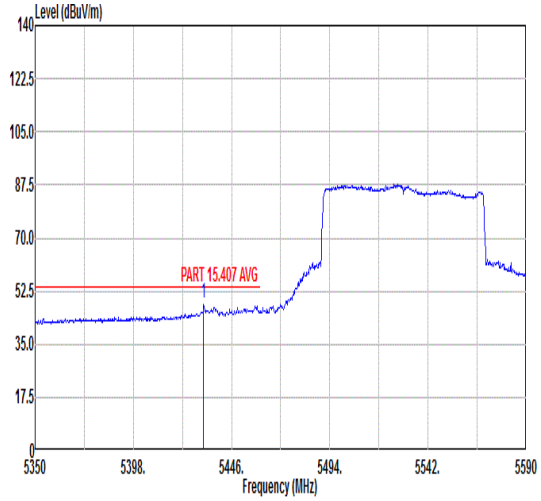 Freq Level Limit Line Margin Read Level Ant Factor Cable Loss Preamp Factor APos TPos Remark MHz dBuV/m dBuV/m dB dBuV dB/m dB dB cm deg 1 5432.32 48.56 54.00 -5.44 35.95 36.35 9.67 33.41 320 280 Average	Blank

Mode	48	
	Band Edge - R	
	U-NII-2C_5.47-5.725_802.11ax HE80_CH106_5530MHz+2400-2483.5_802.11ax HE20_CH11_2462MHz+LTE B13	
Pol.	Vertical	Fundamental
Peak	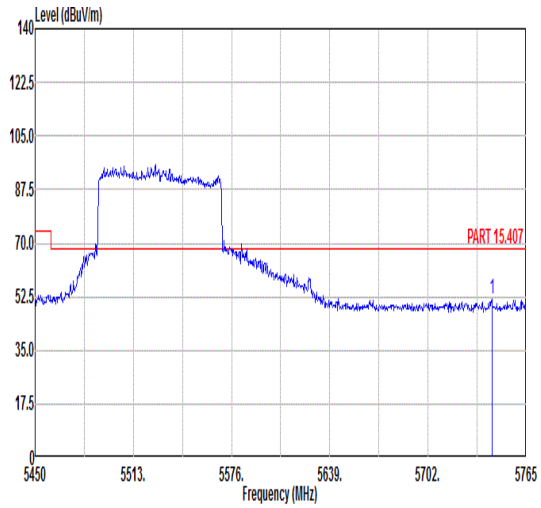 Freq Level Limit Line Margin Read Level Ant Factor Cable Loss Preamp Factor APos TPos Remark MHz dBuV/m dBuV/m dB dBuV dB/m dB dB cm deg 1 5742.95 51.78 68.30 -16.52 38.63 36.54 10.06 33.45 320 280 Peak	Blank

Mode	48	
	Band Edge	
	U-NII-2C_5.47-5.725_802.11ax HE80_CH106_5530MHz+2400-2483.5_802.11ax HE20_CH11_2462MHz+LTE B13	
Pol.	Horizontal	Fundamental
Peak	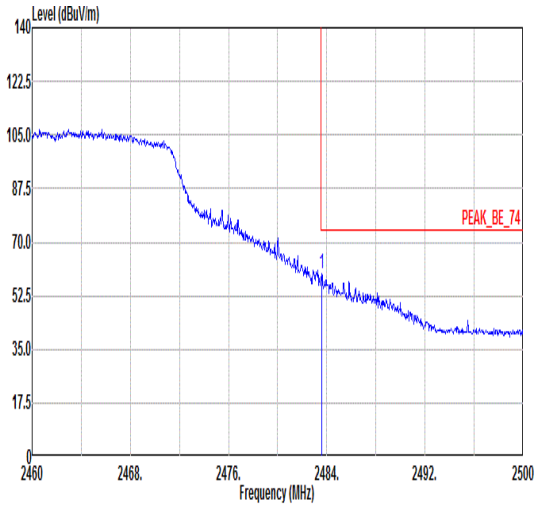 Freq Level Limit Line Margin Read Level Ant Factor Cable Loss Preamp Factor APos TPos Remark MHz dBuV/m dBuV/m dB dBuV dB/m dB dB cm deg 1 2483.60 59.68 74.00 -14.32 57.53 30.80 5.46 34.11 261 14 Peak	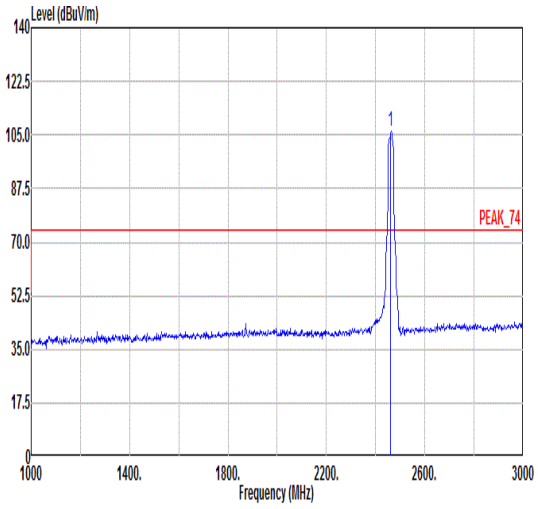 Freq Level Limit Line Margin Read Level Ant Factor Cable Loss Preamp Factor APos TPos Remark MHz dBuV/m dBuV/m dB dBuV dB/m dB dB cm deg 1 2462.00 106.25 ------ ------ 104.14 30.79 5.44 34.12 261 14 Peak
Avg	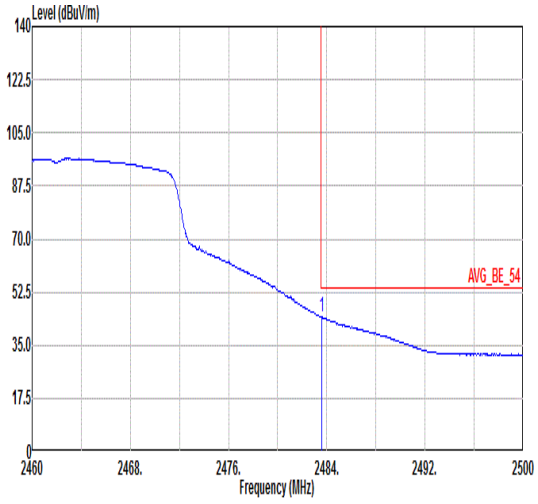 Freq Level Limit Line Margin Read Level Ant Factor Cable Loss Preamp Factor APos TPos Remark MHz dBuV/m dBuV/m dB dBuV dB/m dB dB cm deg 1 2483.60 44.47 54.00 -9.53 42.32 30.80 5.46 34.11 261 14 Average	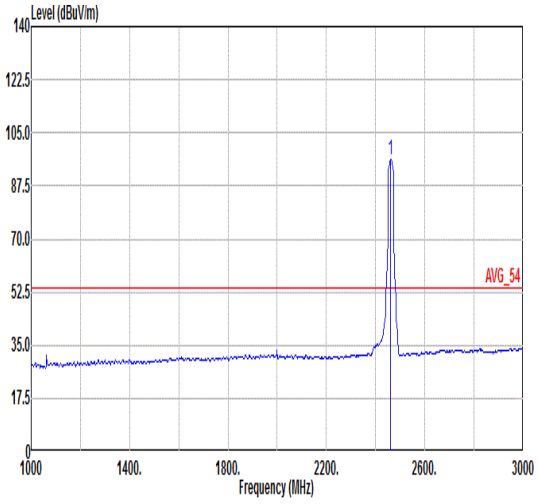 Freq Level Limit Line Margin Read Level Ant Factor Cable Loss Preamp Factor APos TPos Remark MHz dBuV/m dBuV/m dB dBuV dB/m dB dB cm deg 1 2462.00 96.31 ------ ------ 94.20 30.79 5.44 34.12 261 14 Average

Mode	48	
	Band Edge	
	U-NII-2C_5.47-5.725_802.11ax HE80_CH106_5530MHz+2400-2483.5_802.11ax HE20_CH11_2462MHz+LTE B13	
Pol.	Vertical	Fundamental
Peak	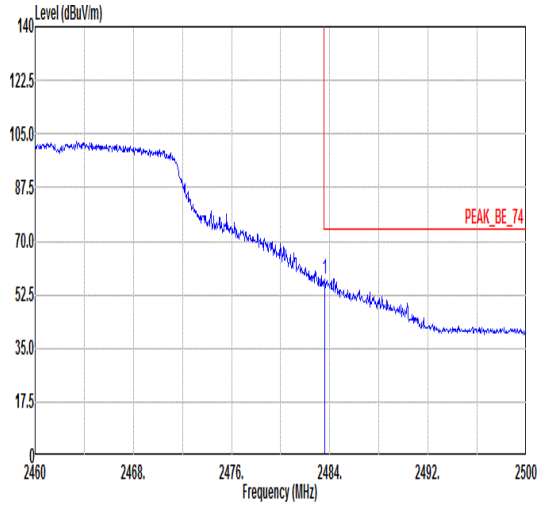 Freq Level Limit Line Margin Read Level Ant Factor Cable Loss Preamp Factor APos TPos Remark MHz dBuV/m dBuV/m dB dBuV dB/m dB dB cm deg 1 2483.60 57.74 74.00 -16.26 55.59 30.80 5.46 34.11 381 100 Peak	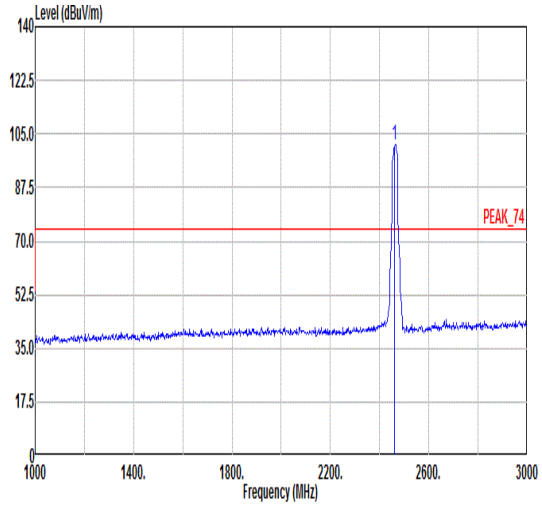 Freq Level Limit Line Margin Read Level Ant Factor Cable Loss Preamp Factor APos TPos Remark MHz dBuV/m dBuV/m dB dBuV dB/m dB dB cm deg 1 2462.00 101.65 ------ ------ 99.54 30.79 5.44 34.12 381 100 Peak
Avg	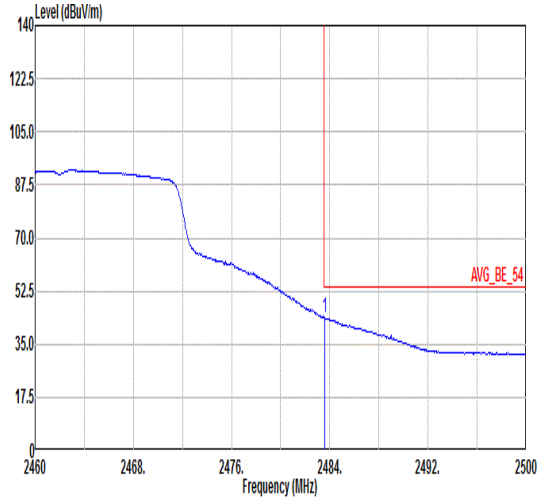 Freq Level Limit Line Margin Read Level Ant Factor Cable Loss Preamp Factor APos TPos Remark MHz dBuV/m dBuV/m dB dBuV dB/m dB dB cm deg 1 2483.56 43.89 54.00 -10.11 41.74 30.80 5.46 34.11 381 100 Average	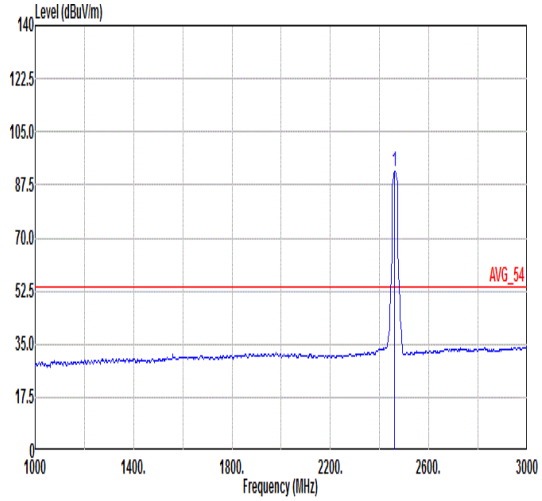 Freq Level Limit Line Margin Read Level Ant Factor Cable Loss Preamp Factor APos TPos Remark MHz dBuV/m dBuV/m dB dBuV dB/m dB dB cm deg 1 2462.00 92.12 ------ ------ 90.01 30.79 5.44 34.12 381 100 Average

Mode	48	
	Harmonic	
	U-NII-2C_5.47-5.725_802.11ax HE80_CH106_5530MHz+2400-2483.5_802.11ax HE20_CH11_2462MHz+LTE B13	
Pol.	Horizontal	Vertical
Peak Avg	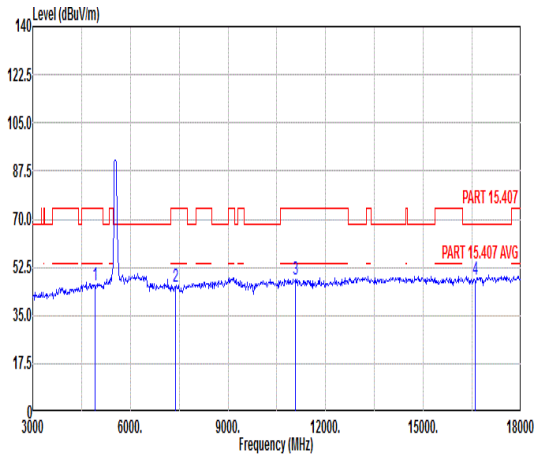 Freq Level Limit Line Margin Read Level Ant Factor Cable Loss Preamp Factor APos TPos Remark MHz dBuV/m dBuV/m dB dBuV dB/m dB dB cm deg 1 4924.00 46.21 74.00 -27.79 34.56 36.58 8.57 33.50 --- --- Peak 2 7386.00 45.30 74.00 -28.70 32.63 36.81 10.18 34.32 --- --- Peak 3 11060.00 47.87 74.00 -26.13 30.65 38.67 12.57 34.02 --- --- Peak 4 16590.00 47.84 68.30 -20.46 25.64 42.01 15.23 35.04 --- --- Peak	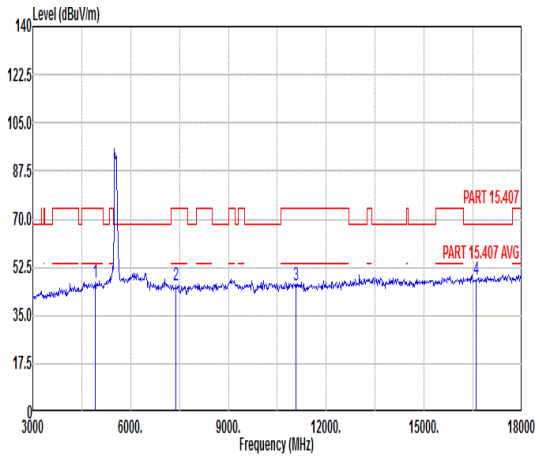 Freq Level Limit Line Margin Read Level Ant Factor Cable Loss Preamp Factor APos TPos Remark MHz dBuV/m dBuV/m dB dBuV dB/m dB dB cm deg 1 4924.00 47.09 74.00 -26.91 35.44 36.58 8.57 33.50 --- --- Peak 2 7386.00 45.94 74.00 -28.06 33.27 36.81 10.18 34.32 --- --- Peak 3 11060.00 45.91 74.00 -28.09 28.69 38.67 12.57 34.02 --- --- Peak 4 16590.00 48.07 68.30 -20.23 25.87 42.01 15.23 35.04 --- --- Peak

Mode	49	
	Band Edge - L	
	U-NII-2C_5.47-5.725_802.11ax HE80_CH106_5530MHz+2400-2483.5_Bluetooth-LE2M_CH38_2478MHz+LTE B13	
Pol.	Horizontal	Fundamental
Peak	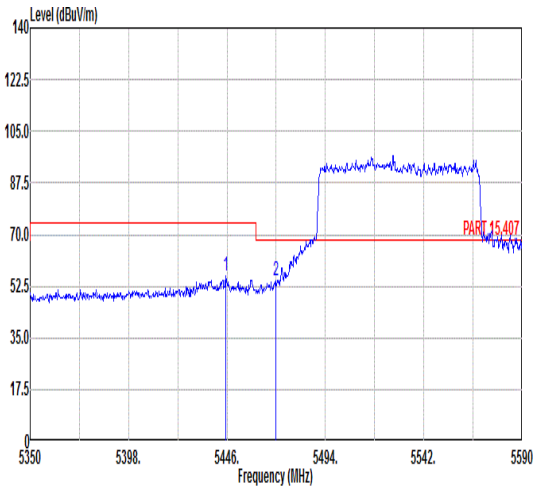 Freq Level Limit Line Margin Read Level Ant Factor Cable Loss Preamp Factor APos TPos Remark 1 5445.52 55.88 74.00 -18.12 43.27 36.34 9.68 33.41 200 50 Peak 2 5470.00 54.50 68.30 -13.80 41.90 36.32 9.69 33.41 200 50 Peak	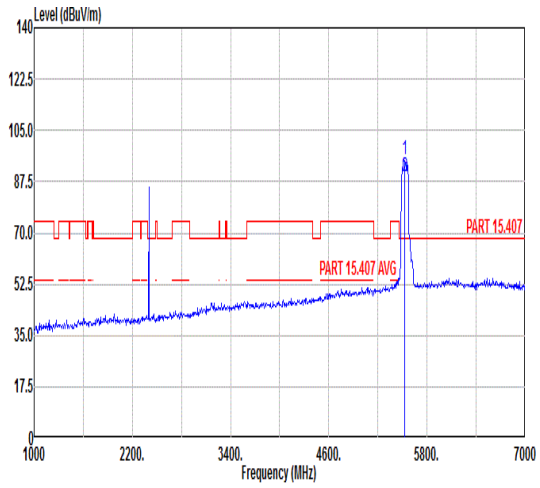 Freq Level Limit Line Margin Read Level Ant Factor Cable Loss Preamp Factor APos TPos Remark 1 5530.00 95.25 ------ ------ 82.61 36.33 9.72 33.41 200 50 Peak 2 5530.00 89.22 ------ ------ 76.58 36.33 9.72 33.41 200 50 Average
Avg	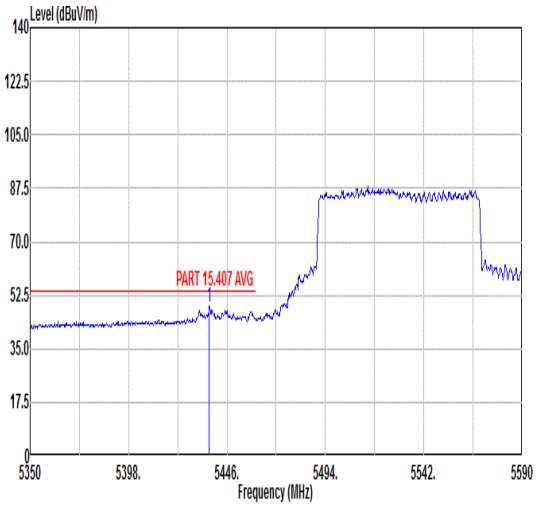 Freq Level Limit Line Margin Read Level Ant Factor Cable Loss Preamp Factor APos TPos Remark 1 5437.36 48.64 54.00 -5.36 36.02 36.35 9.68 33.41 200 50 Peak	Blank

Mode	49	
	Band Edge - R	
	U-NII-2C_5.47-5.725_802.11ax HE80_CH106_5530MHz+2400-2483.5_Bluetooth-LE2M_CH38_2478MHz+LTE B13	
Pol.	Horizontal	Fundamental
Peak	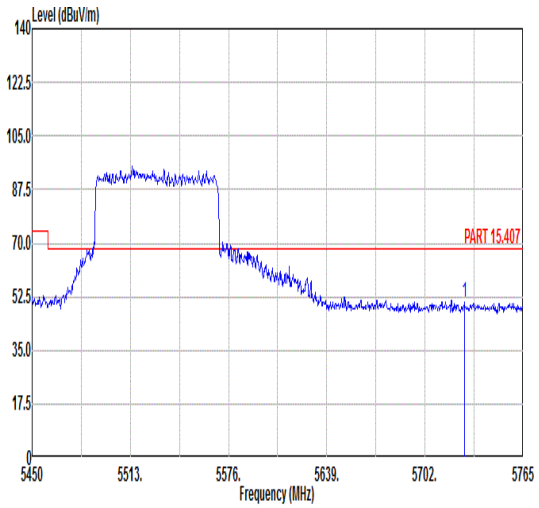 Freq Level Limit Line Margin Read Level Ant Factor Cable Loss Preamp Factor APos TPos Remark MHz dBuV/m dBuV/m dB dBuV dB/m dB dB cm deg 1 5727.20 50.73 68.30 -17.57 37.63 36.53 10.02 33.45 200 50 Peak	Blank

Mode	49	
	Band Edge - L	
	U-NII-2C_5.47-5.725_802.11ax HE80_CH106_5530MHz+2400-2483.5_Bluetooth-LE2M_CH38_2478MHz+LTE B13	
Pol.	Vertical	Fundamental
Peak	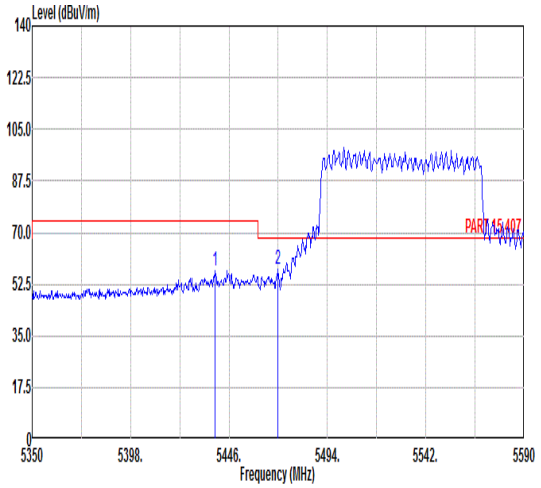 Freq Level Limit Line Margin Read Level Ant Factor Cable Loss Preamp Factor APos TPos Remark MHz dBuV/m dBuV/m dB dBuV dB/m dB dB cm deg 1 5439.28 57.28 74.00 -16.72 44.66 36.35 9.68 33.41 320 284 Peak 2 5470.00 57.38 68.30 -10.92 44.78 36.32 9.69 33.41 320 284 Peak	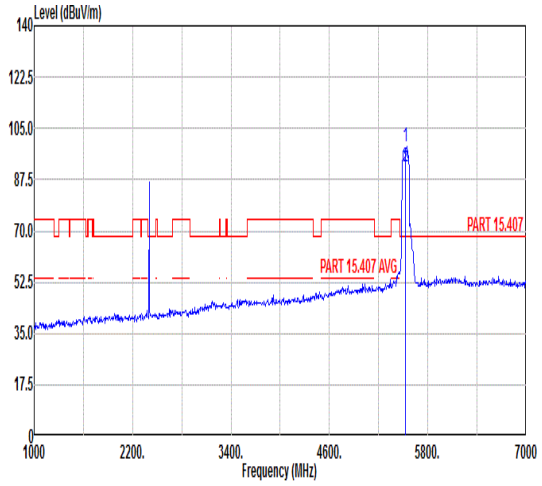 Freq Level Limit Line Margin Read Level Ant Factor Cable Loss Preamp Factor APos TPos Remark MHz dBuV/m dBuV/m dB dBuV dB/m dB dB cm deg 1 5530.00 98.55 ------ ------ 85.91 36.33 9.72 33.41 320 284 Peak 2 5530.00 92.13 ------ ------ 79.49 36.33 9.72 33.41 320 284 Average
Avg	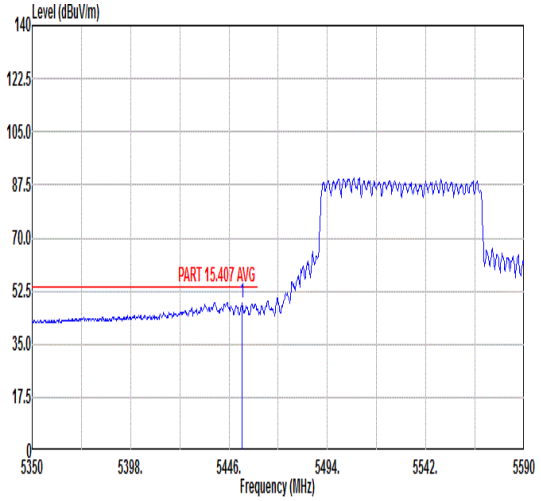 Freq Level Limit Line Margin Read Level Ant Factor Cable Loss Preamp Factor APos TPos Remark MHz dBuV/m dBuV/m dB dBuV dB/m dB dB cm deg 1 5452.48 48.79 54.00 -5.21 36.18 36.34 9.68 33.41 320 284 Average	Blank

Mode	49	
	Band Edge - R	
	U-NII-2C_5.47-5.725_802.11ax HE80_CH106_5530MHz+2400-2483.5_Bluetooth-LE2M_CH38_2478MHz+LTE B13	
Pol.	Vertical	Fundamental
Peak	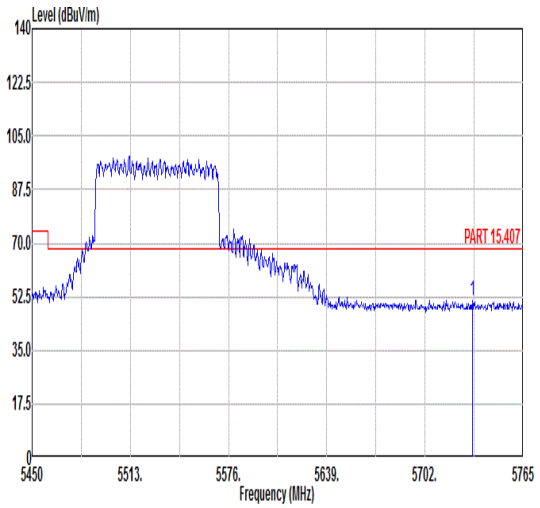 Freq Level Limit Line Margin Read Level Ant Factor Cable Loss Preamp Factor APos TPos Remark MHz dBuV/m dBuV/m dB dBuV dB/m dB dB cm deg 1 5732.56 51.17 68.30 -17.13 38.06 36.53 10.03 33.45 320 284 Peak	Blank

Mode	49	
	Band Edge	
	U-NII-2C_5.47-5.725_802.11ax HE80_CH106_5530MHz+2400-2483.5_Bluetooth-LE2M_CH38_2478MHz+LTE B13	
Pol.	Horizontal	Fundamental
Peak	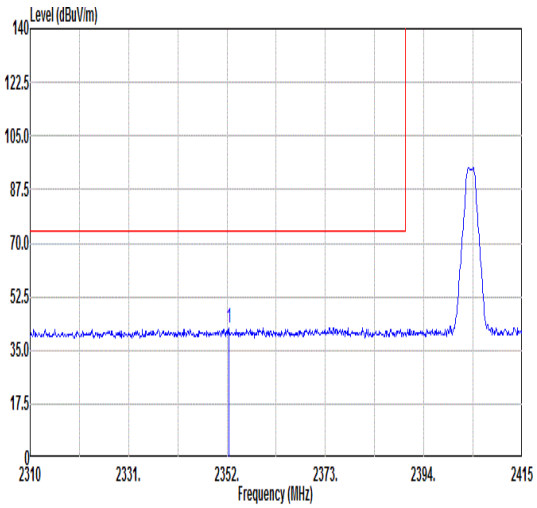 Freq Level Limit Line Margin Read Level Ant Factor Cable Loss Preamp Factor APos TPos Remark MHz dBuV/m dBuV/m dB dBuV dB/m dB dB cm deg 1 2352.42 42.48 74.00 -31.52 40.54 30.77 5.33 34.16 200 360 Peak	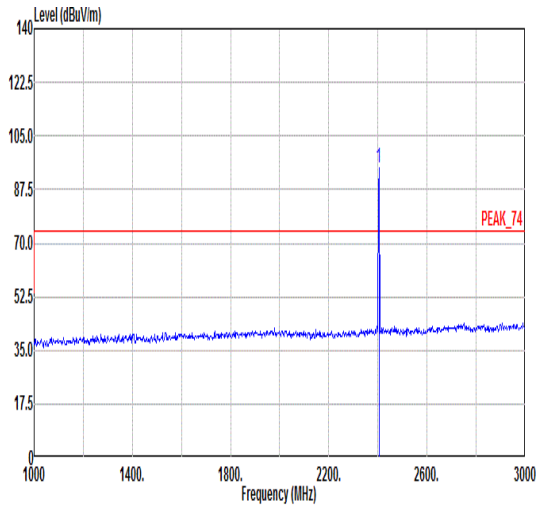 Freq Level Limit Line Margin Read Level Ant Factor Cable Loss Preamp Factor APos TPos Remark MHz dBuV/m dBuV/m dB dBuV dB/m dB dB cm deg 1 2404.00 94.62 ------ ------ 92.61 30.78 5.37 34.14 200 360 Peak
Avg	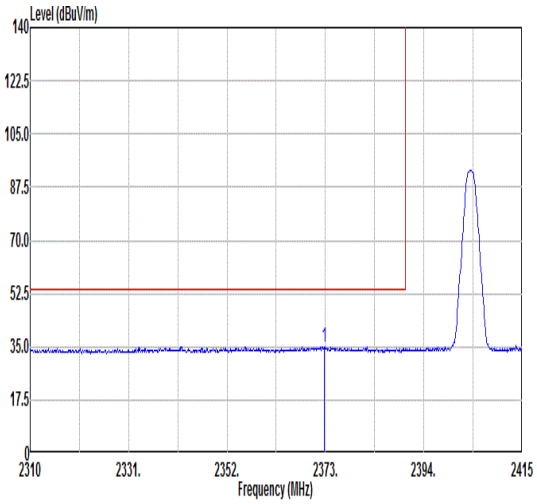 Freq Level Limit Line Margin Read Level Ant Factor Cable Loss Preamp Factor APos TPos Remark MHz dBuV/m dBuV/m dB dBuV dB/m dB dB cm deg 1 2372.79 34.97 54.00 -19.03 33.01 30.77 5.34 34.15 200 360 Average	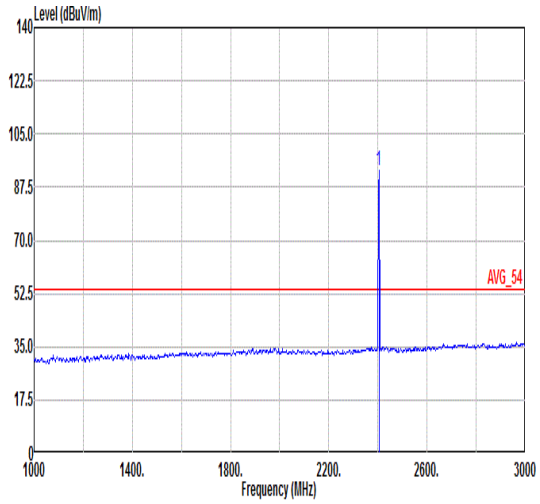 Freq Level Limit Line Margin Read Level Ant Factor Cable Loss Preamp Factor APos TPos Remark MHz dBuV/m dBuV/m dB dBuV dB/m dB dB cm deg 1 2404.00 92.87 ------ ------ 90.86 30.78 5.37 34.14 200 360 Average

Mode	49	
	Band Edge	
	U-NII-2C_5.47-5.725_802.11ax HE80_CH106_5530MHz+2400-2483.5_Bluetooth-LE2M_CH38_2478MHz+LTE B13	
Pol.	Vertical	Fundamental
Peak	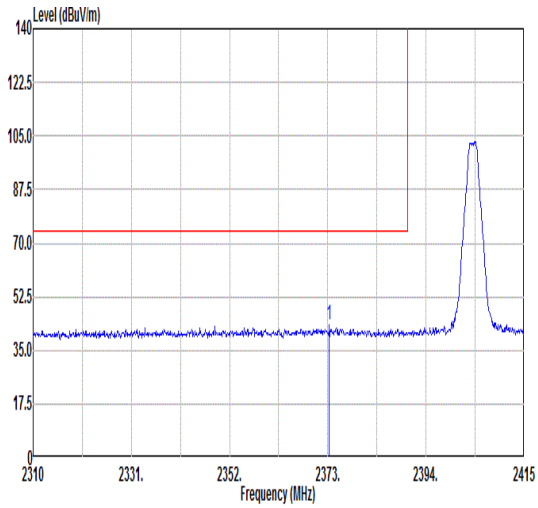 Freq Level Limit Line Margin Read Level Ant Factor Cable Loss Preamp Factor APos TPos Remark MHz dBuV/m dBuV/m dB dBuV dB/m dB dB cm deg 1 2373.32 43.18 74.00 -30.82 41.22 30.77 5.34 34.15 189 10 Peak	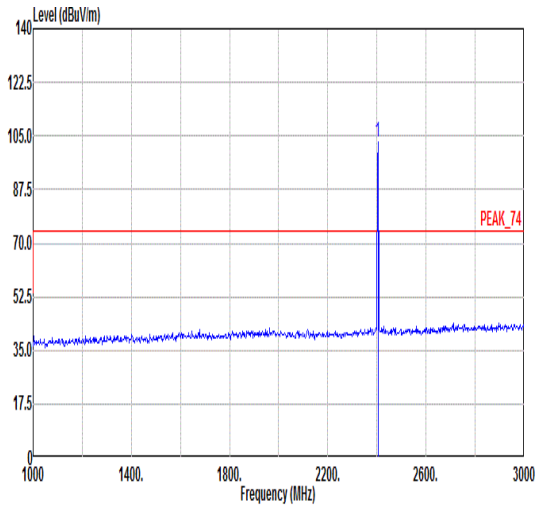 Freq Level Limit Line Margin Read Level Ant Factor Cable Loss Preamp Factor APos TPos Remark MHz dBuV/m dBuV/m dB dBuV dB/m dB dB cm deg 1 2404.00 102.91 ------ ------ 100.90 30.78 5.37 34.14 189 10 Peak
Avg	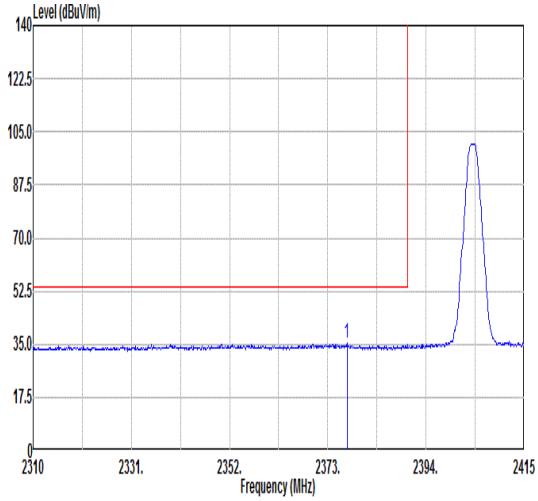 Freq Level Limit Line Margin Read Level Ant Factor Cable Loss Preamp Factor APos TPos Remark MHz dBuV/m dBuV/m dB dBuV dB/m dB dB cm deg 1 2377.10 35.20 54.00 -18.80 33.22 30.78 5.35 34.15 189 10 Average	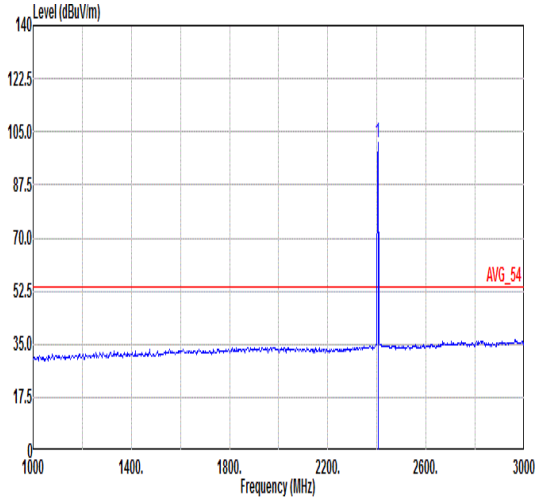 Freq Level Limit Line Margin Read Level Ant Factor Cable Loss Preamp Factor APos TPos Remark MHz dBuV/m dBuV/m dB dBuV dB/m dB dB cm deg 1 2404.00 101.17 ------ ------ 99.16 30.78 5.37 34.14 189 10 Average

Mode	49	
	Harmonic	
	U-NII-2C_5.47-5.725_802.11ax HE80_CH106_5530MHz+2400-2483.5_Bluetooth-LE2M_CH38_2478MHz+LTE B13	
Pol.	Horizontal	Vertical
Peak Avg	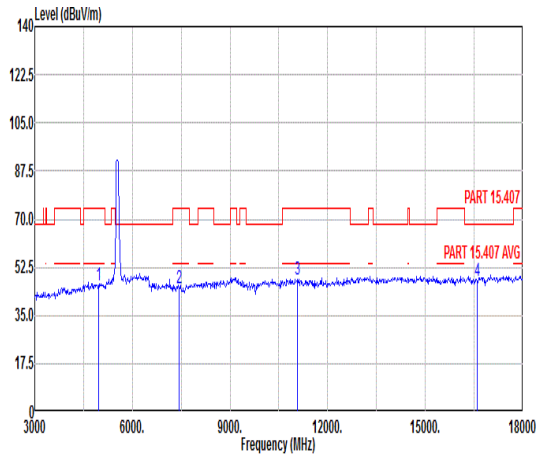 Freq Level Limit Line Margin Read Level Ant Factor Cable Loss Preamp Factor APos TPos Remark MHz dBuV/m dBuV/m dB dBuV dB/m dB dB cm deg 1 4956.00 46.23 74.00 -27.77 34.62 36.63 8.48 33.50 --- --- Peak 2 7434.00 45.10 74.00 -28.90 32.47 36.77 10.17 34.31 --- --- Peak 3 11060.00 47.98 74.00 -26.02 30.76 38.67 12.57 34.02 --- --- Peak 4 16590.00 47.67 68.30 -20.63 25.47 42.01 15.23 35.04 --- --- Peak	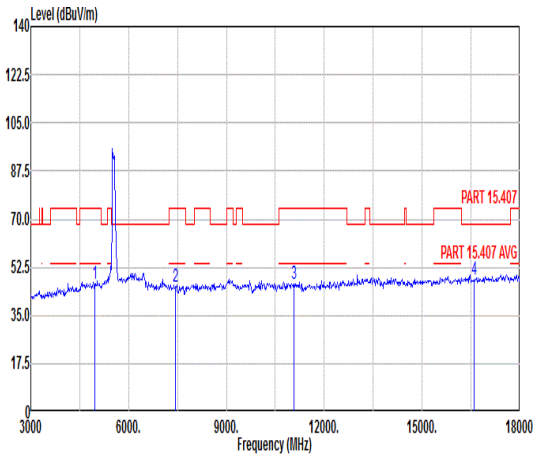 Freq Level Limit Line Margin Read Level Ant Factor Cable Loss Preamp Factor APos TPos Remark MHz dBuV/m dBuV/m dB dBuV dB/m dB dB cm deg 1 4956.00 46.37 74.00 -27.63 34.76 36.63 8.48 33.50 --- --- Peak 2 7434.00 45.59 74.00 -28.41 32.96 36.77 10.17 34.31 --- --- Peak 3 11060.00 46.35 74.00 -27.65 29.13 38.67 12.57 34.02 --- --- Peak 4 16590.00 47.95 68.30 -20.35 25.75 42.01 15.23 35.04 --- --- Peak

Note: For all the above plots, the frequency points over limit line are fundamental signals, which can be ignored.

Appendix D. Duty Cycle Plots

Antenna	Band	Duty Cycle(%)	T(ms)	1/T(kHz)	VBW Setting
8/9	802.11a	96.98	1.396	0.717	1KHz
8/9	802.11ax HE20	95.90	1.017	0.983	1KHz
8/9	802.11ax HE40	92.71	0.535	1.870	3KHz
8/9	802.11ax HE80	86.65	0.287	3.485	10KHZ
8/9	802.11ax HE160	80.13	0.173	5.798	10KHZ

802.11a

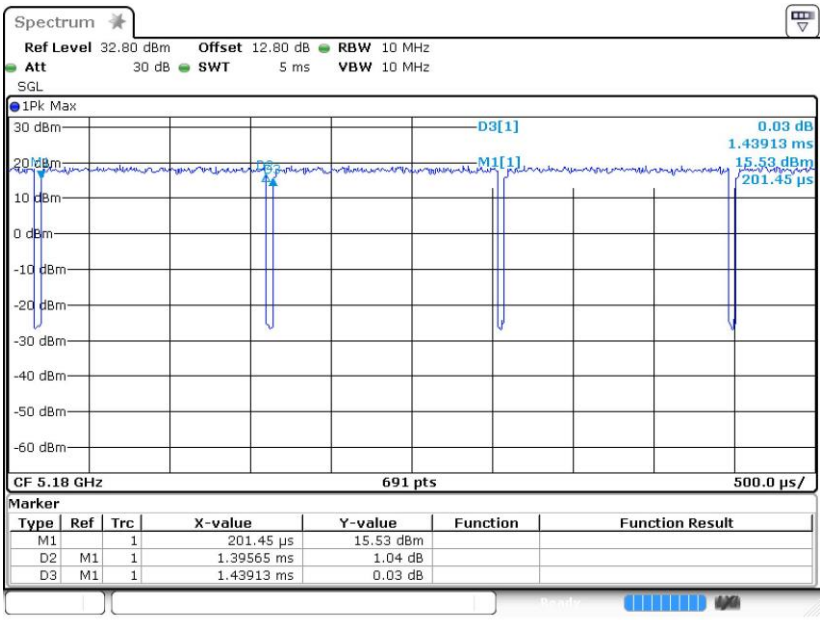

802.11ax HE20

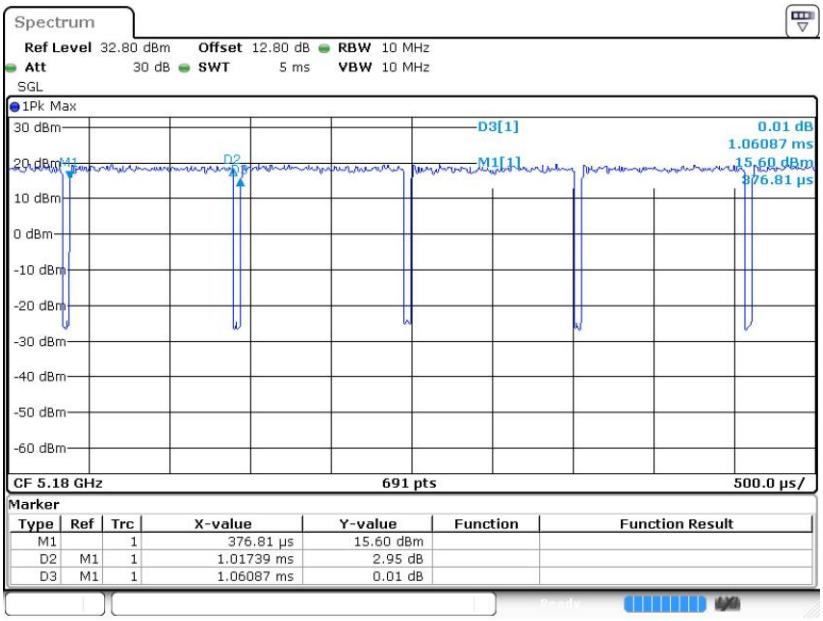

802.11ax HE40

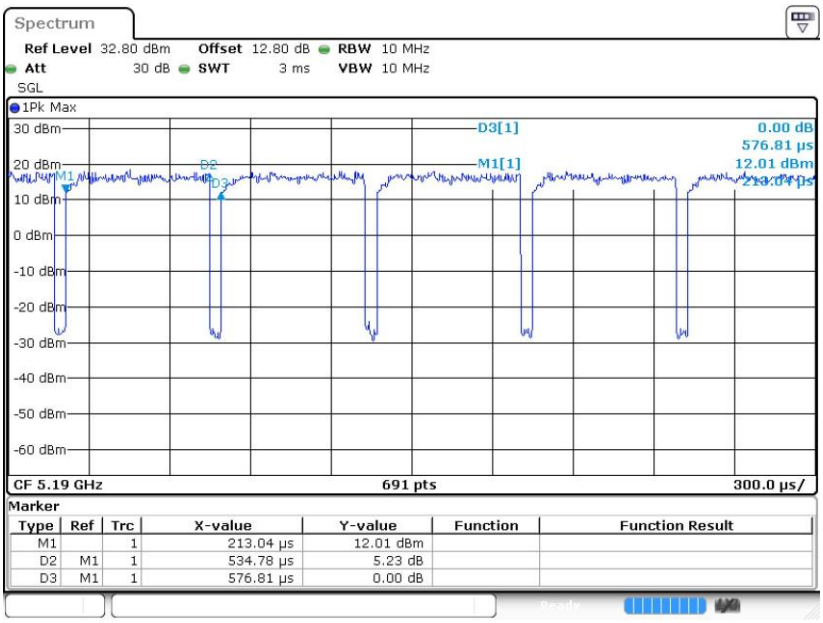

802.11ax HE80

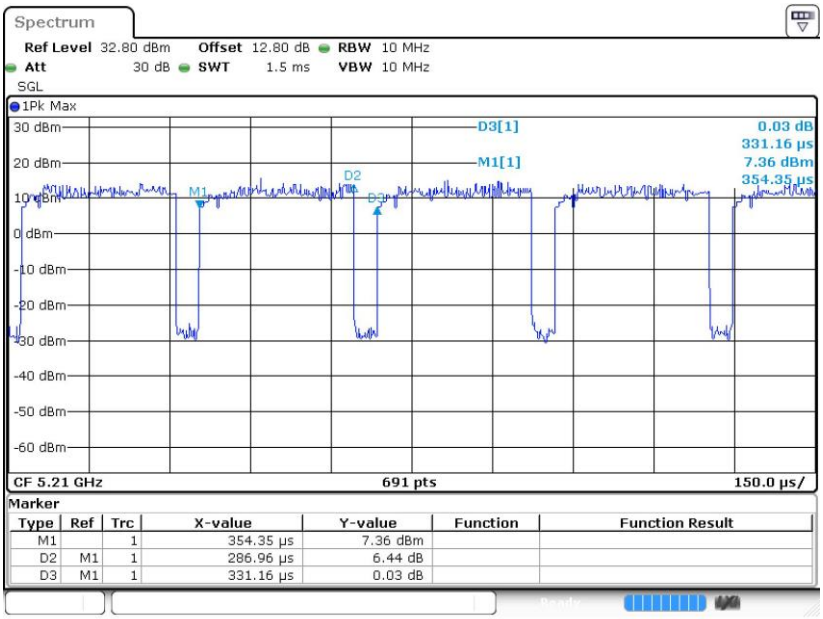
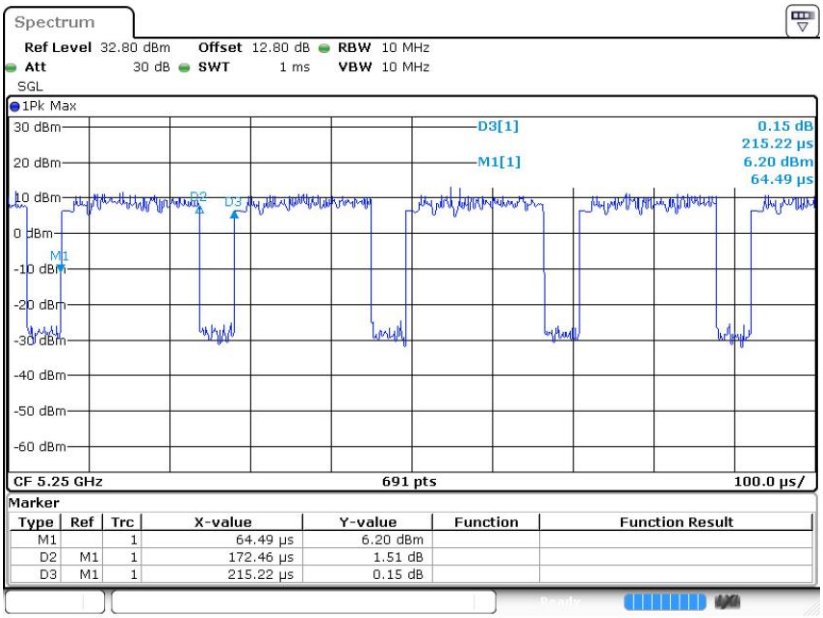
802.11ax HE160