11AX20MIMO_total_5700_52Tone_RU40

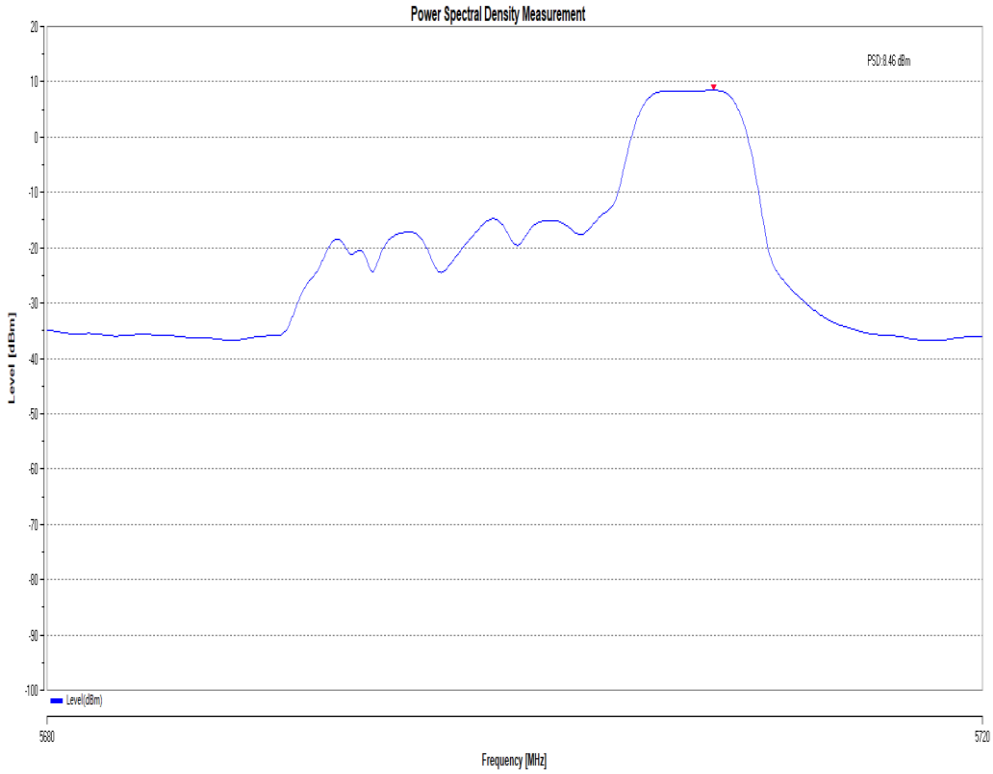

11AX20MIMO_total_5700_106Tone_RU54

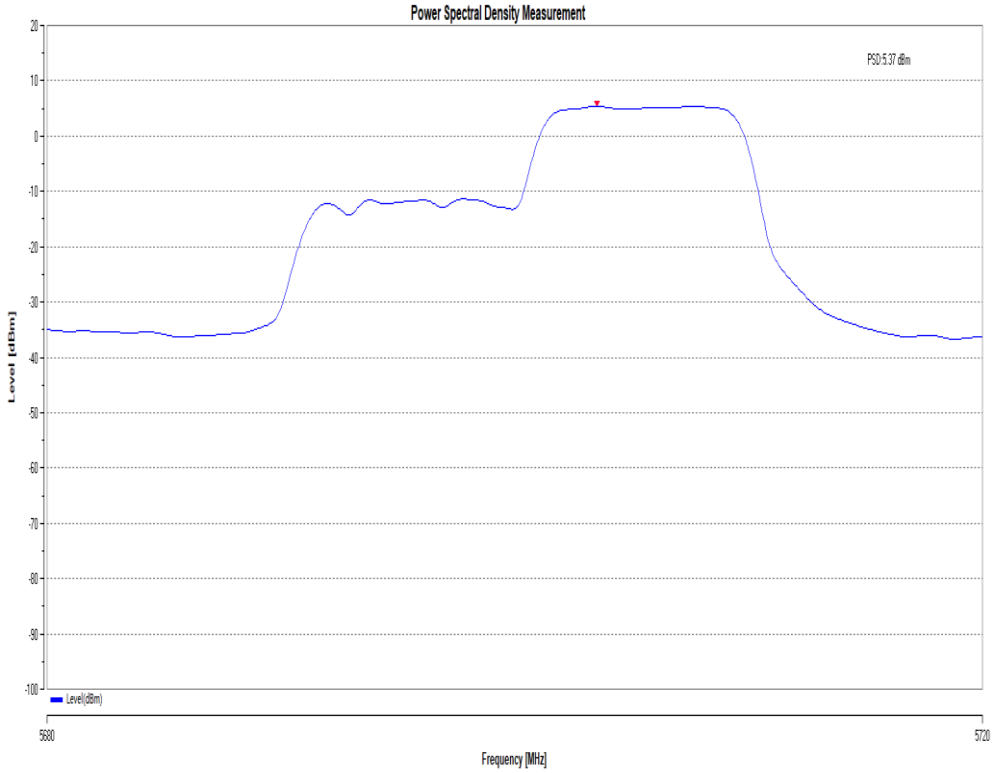

11AX20MIMO_Ant9_5745_26Tone_RU0

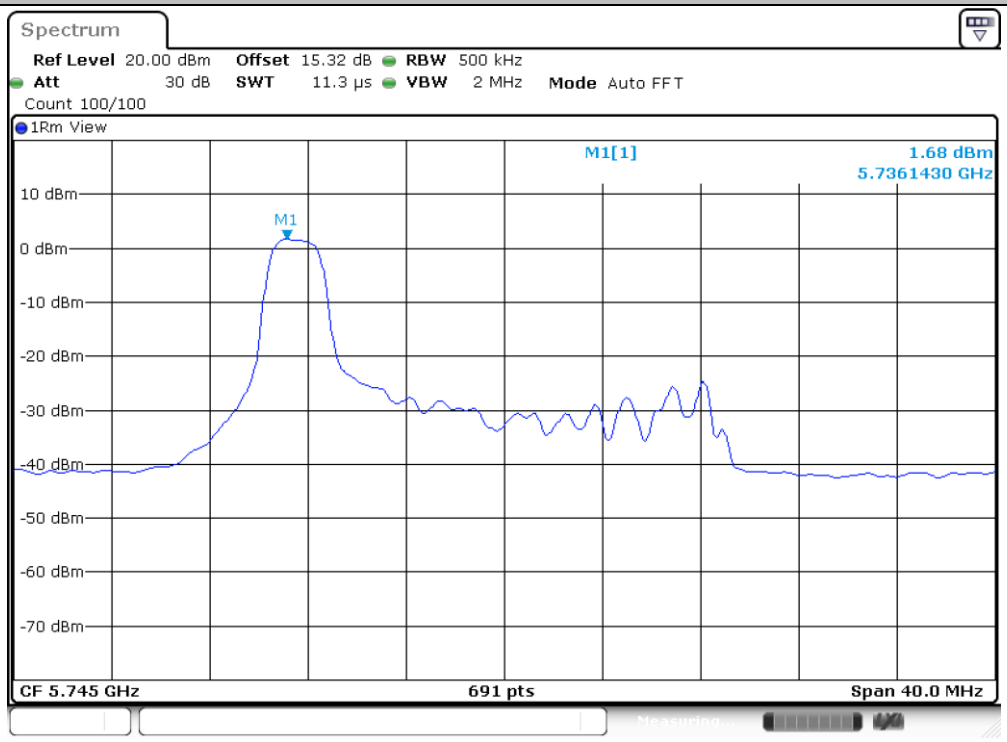

11AX20MIMO_Ant9_5745_52Tone_RU37

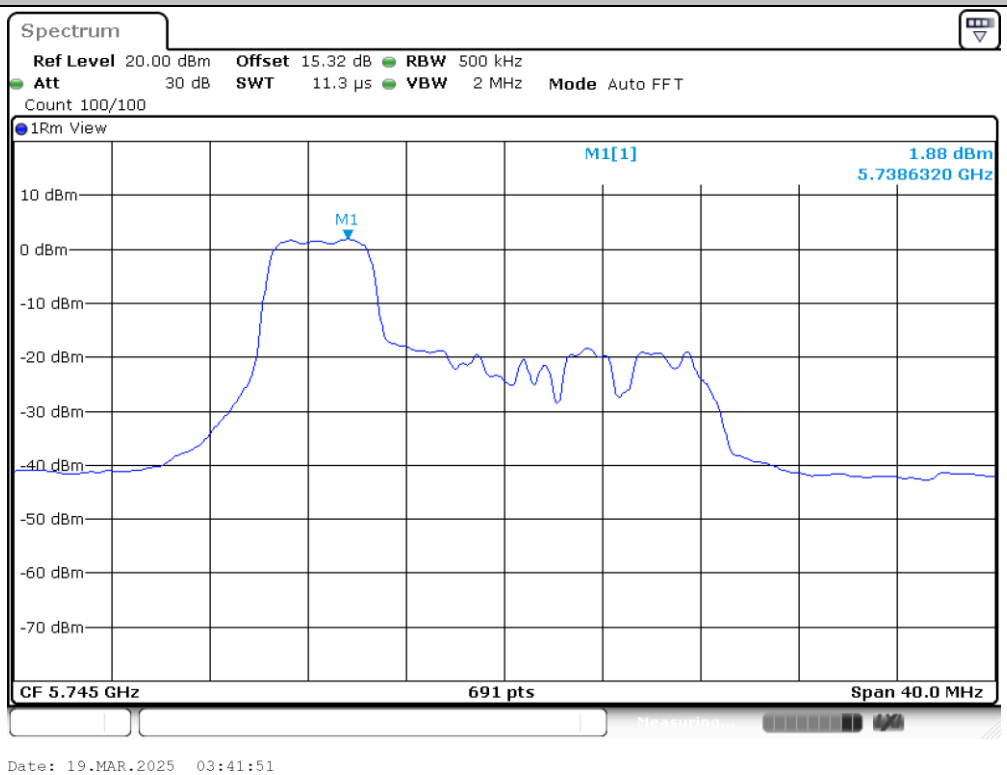

11AX20MIMO_Ant9_5745_106Tone_RU53

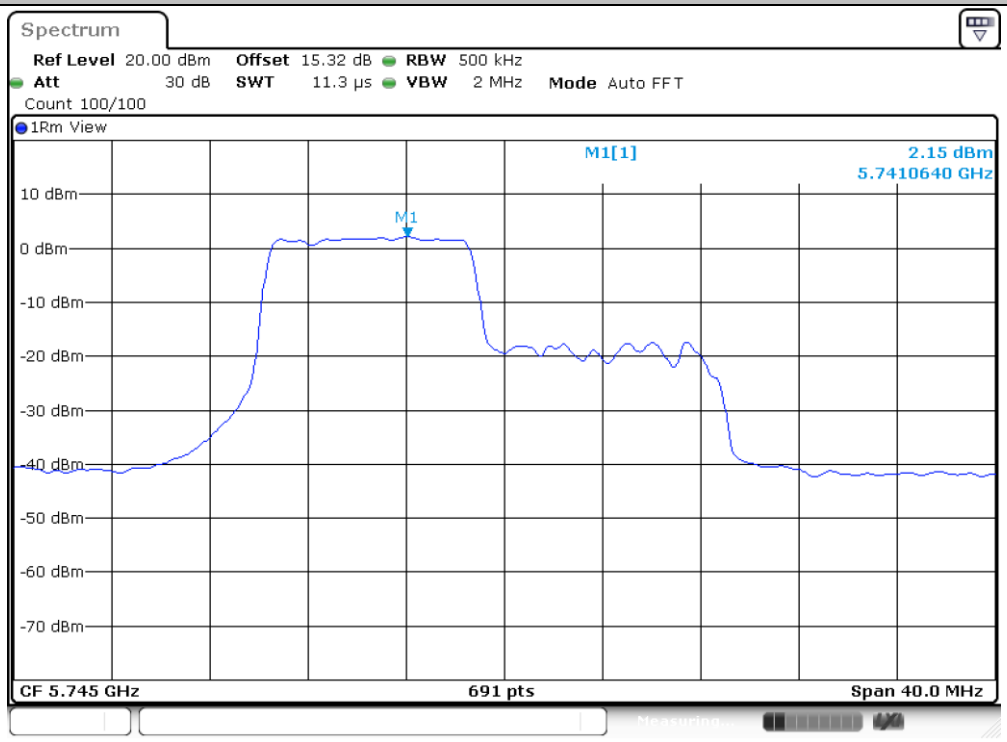

11AX20MIMO_Ant8_5745_26Tone_RU0

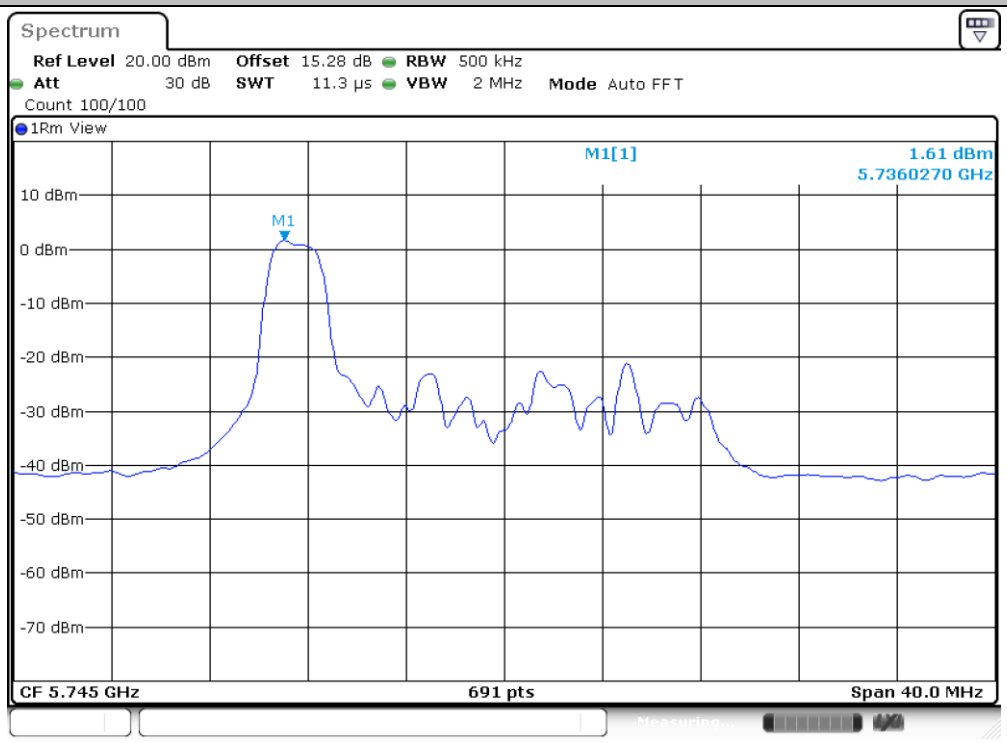

11AX20MIMO_Ant8_5745_52Tone_RU37

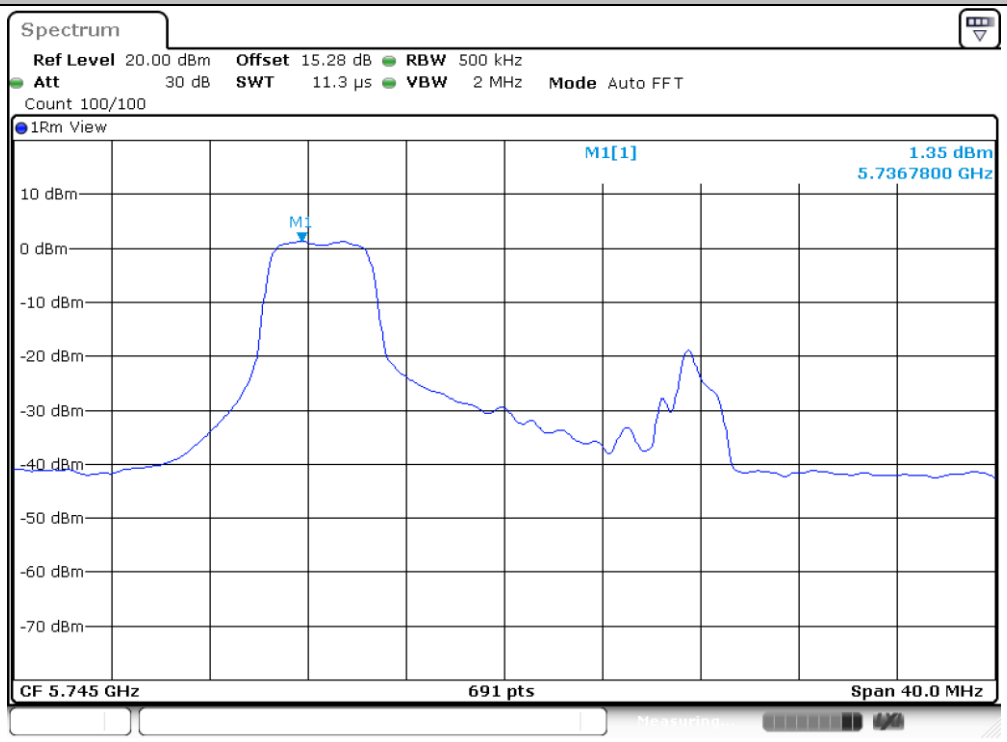

11AX20MIMO_Ant8_5745_106Tone_RU53

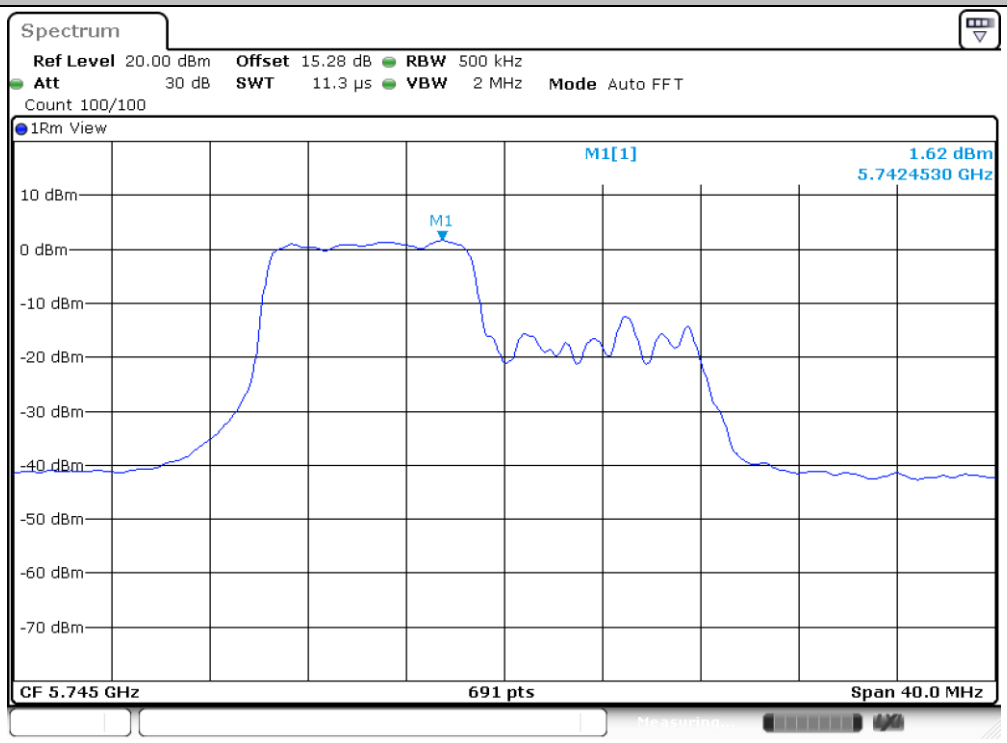

11AX20MIMO_Ant9_5825_26Tone_RU8

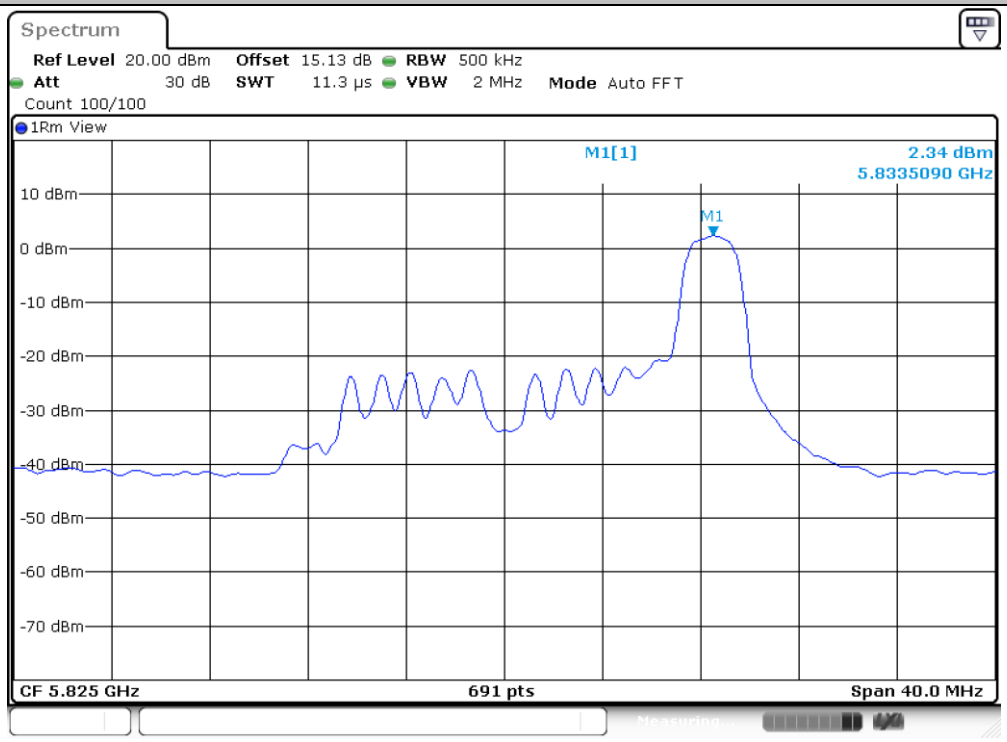

Date: 19.MAR.2025 03:46:06

11AX20MIMO_Ant9_5825_52Tone_RU40

Date: 19.MAR.2025 03:48:02

11AX20MIMO_Ant9_5825_106Tone_RU54

11AX20MIMO_Ant8_5825_26Tone_RU8

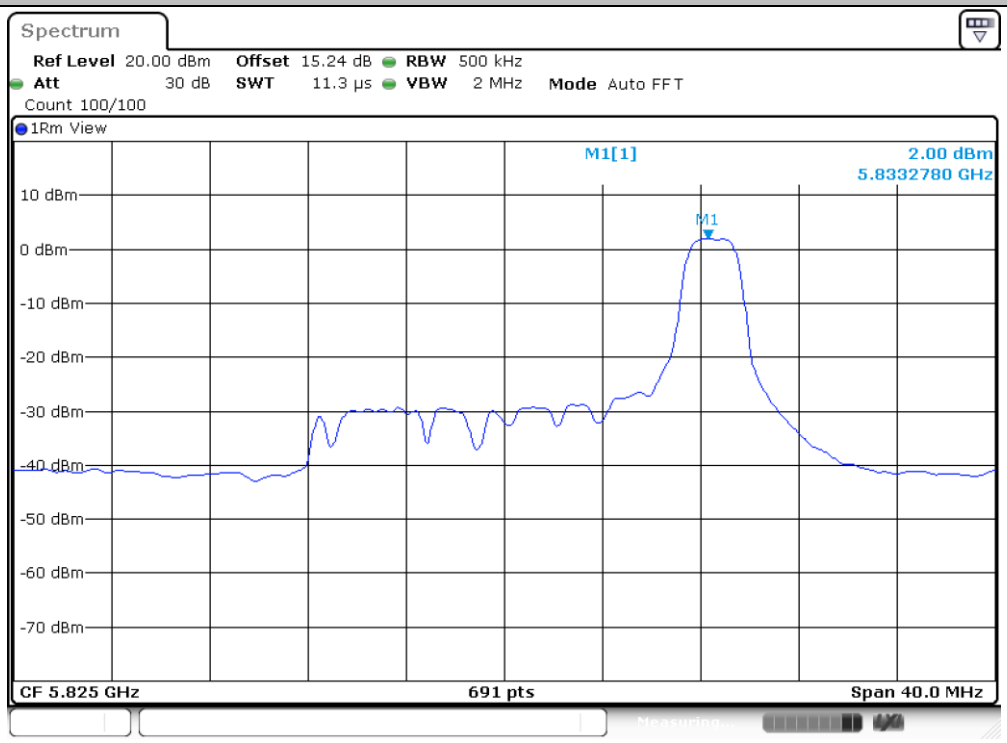

11AX20MIMO_Ant8_5825_52Tone_RU40

11AX20MIMO_Ant8_5825_106Tone_RU54

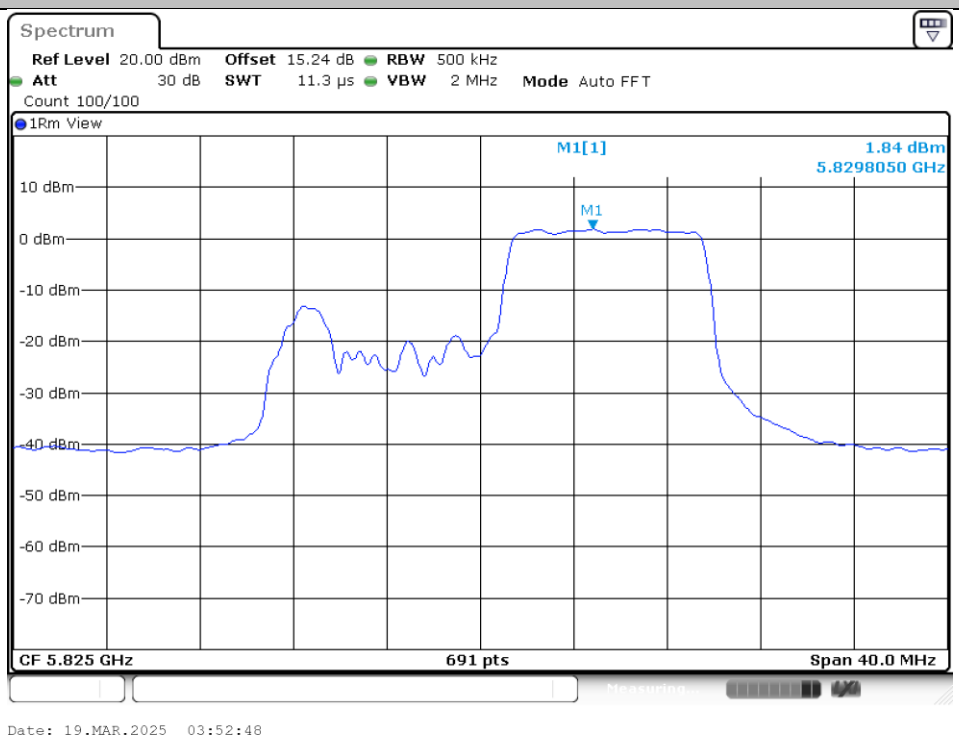

Appendix B. AC Conducted Emission Test Results

Test Engineer :	Nathon	**Temperature :**	22~24℃
		Relative Humidity :	44~50%
Test Voltage :	120Vac / 60Hz	**Phase :**	Line
Remark :	All emissions not reported here are more than 10 dB below the prescribed limit.		

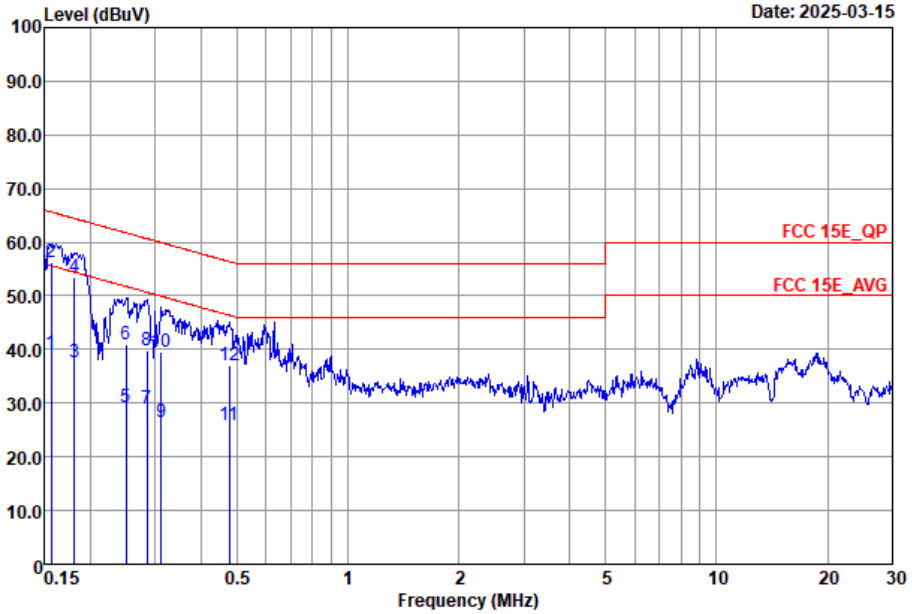

Site : CO02-SZ
Condition : FCC 15E_QP LISN_2025-L LINE

		Freq	Level	Over Limit	Limit Line	Read Level	LISN Factor	Cable Loss	Remark
		MHz	dBuV	dB	dBuV	dBuV	dB	dB	
1		0.16	39.25	-16.40	55.65	19.39	9.67	10.19	Average
2	*	0.16	56.35	-9.30	65.65	36.49	9.67	10.19	QP
3		0.18	37.67	-16.75	54.42	17.80	9.69	10.18	Average
4		0.18	53.47	-10.95	64.42	33.60	9.69	10.18	QP
5		0.25	29.11	-22.62	51.73	9.20	9.72	10.19	Average
6		0.25	40.91	-20.82	61.73	21.00	9.72	10.19	QP
7		0.28	28.95	-21.73	50.68	9.00	9.75	10.20	Average
8		0.28	39.95	-20.73	60.68	20.00	9.75	10.20	QP
9		0.31	26.56	-23.37	49.93	6.60	9.75	10.21	Average
10		0.31	39.66	-20.27	59.93	19.70	9.75	10.21	QP
11		0.48	26.02	-20.39	46.41	6.09	9.69	10.24	Average
12		0.48	36.92	-19.49	56.41	16.99	9.69	10.24	QP

Test Engineer :	Nathon	**Temperature :**	22~24℃
		Relative Humidity :	44~50%
Test Voltage :	120Vac / 60Hz	**Phase :**	Neutral
Remark :	All emissions not reported here are more than 10 dB below the prescribed limit.		

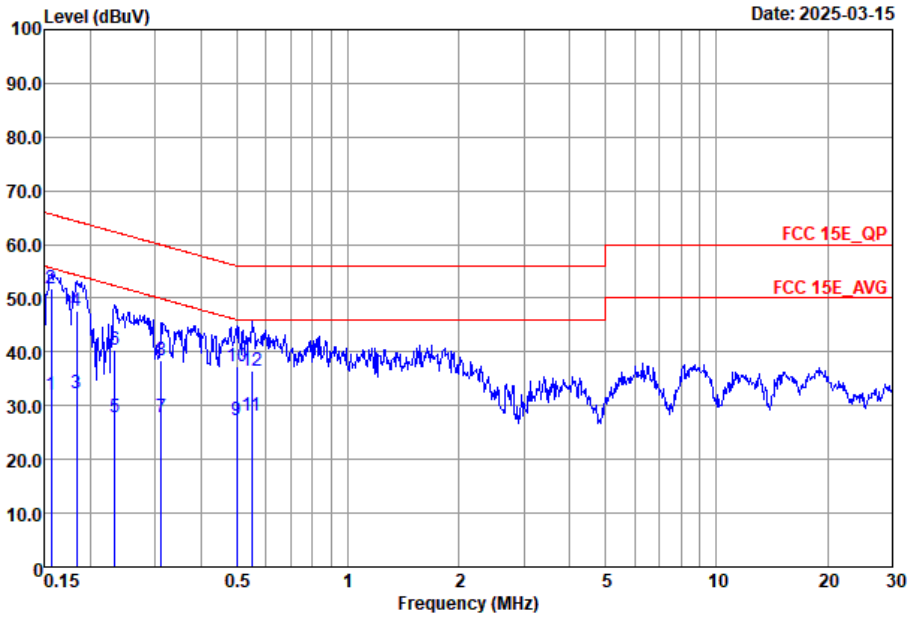

Site : CO02-SZ
Condition : FCC 15E_QP LISN_2025-N NEUTRAL

	Freq	Level	Over Limit	Limit Line	Read Level	LISN Factor	Cable Loss	Remark
	MHz	dBuV	dB	dBuV	dBuV	dB	dB	
1	0.16	32.10	-23.55	55.65	12.29	9.62	10.19	Average
2 *	0.16	51.90	-13.75	65.65	32.09	9.62	10.19	QP
3	0.18	32.19	-22.14	54.33	12.20	9.81	10.18	Average
4	0.18	47.59	-16.74	64.33	27.60	9.81	10.18	QP
5	0.23	27.82	-24.53	52.35	8.00	9.63	10.19	Average
6	0.23	40.32	-22.03	62.35	20.50	9.63	10.19	QP
7	0.31	27.82	-22.11	49.93	7.80	9.81	10.21	Average
8	0.31	38.52	-21.41	59.93	18.50	9.81	10.21	QP
9	0.50	27.25	-18.76	46.01	7.40	9.61	10.24	Average
10	0.50	37.45	-18.56	56.01	17.60	9.61	10.24	QP
11	0.55	28.26	-17.74	46.00	8.39	9.63	10.24	Average
12	0.55	36.46	-19.54	56.00	16.59	9.63	10.24	QP

Note:

1. Level(dBμV) = Read Level(dBμV) + LISN Factor(dB) + Cable Loss(dB)
2. Over Limit(dB) = Level(dBμV) – Limit Line(dBμV)

Appendix C. Radiated Spurious Emission

Test Engineer :	ZhangXu	Relative Humidity :	48~49%
		Temperature :	24℃~25℃

Radiated Spurious Emission Test Modes

Mode	Band	Band (GHz)	Antenna	Modulation	Channel	Frequency	Data Rate	RU	Remark
Mode 1	U-NII-1	5.15-5.25	CDD8+9	802.11a	36	5180	6Mbps	-	-
Mode 2	U-NII-1	5.15-5.25	CDD8+9	802.11a	44	5220	6Mbps	-	-
Mode 3	U-NII-1	5.15-5.25	CDD8+9	802.11a	48	5240	6Mbps	-	-
Mode 4	U-NII-2A	5.25-5.35	CDD8+9	802.11a	52	5260	6Mbps	-	-
Mode 5	U-NII-2A	5.25-5.35	CDD8+9	802.11a	60	5300	6Mbps	-	-
Mode 6	U-NII-2A	5.25-5.35	CDD8+9	802.11a	64	5320	6Mbps	-	-
Mode 7	U-NII-2C	5.47-5.725	CDD8+9	802.11a	100	5500	6Mbps	-	-
Mode 8	U-NII-2C	5.47-5.725	CDD8+9	802.11a	116	5580	6Mbps	-	-
Mode 9	U-NII-2C	5.47-5.725	CDD8+9	802.11a	140	5700	6Mbps	-	-
Mode 10	U-NII-1	5.15-5.25	CDD8+9	802.11ax HE20	36	5180	MCS0	-	-
Mode 11	U-NII-1	5.15-5.25	CDD8+9	802.11ax HE20	44	5220	MCS0	-	-
Mode 12	U-NII-1	5.15-5.25	CDD8+9	802.11ax HE20	48	5240	MCS0	-	-
Mode 13	U-NII-2A	5.25-5.35	CDD8+9	802.11ax HE20	52	5260	MCS0	-	-
Mode 14	U-NII-2A	5.25-5.35	CDD8+9	802.11ax HE20	60	5300	MCS0	-	-
Mode 15	U-NII-2A	5.25-5.35	CDD8+9	802.11ax HE20	64	5320	MCS0	-	-
Mode 16	U-NII-2C	5.47-5.725	CDD8+9	802.11ax HE20	100	5500	MCS0	-	-
Mode 17	U-NII-2C	5.47-5.725	CDD8+9	802.11ax HE20	116	5580	MCS0	-	-
Mode 18	U-NII-2C	5.47-5.725	CDD8+9	802.11ax HE20	140	5700	MCS0	-	-
Mode 19	U-NII-1	5.15-5.25	CDD8+9	802.11ax HE40	38	5190	MCS0	-	-
Mode 20	U-NII-1	5.15-5.25	CDD8+9	802.11ax HE40	46	5230	MCS0	-	-
Mode 21	U-NII-2A	5.25-5.35	CDD8+9	802.11ax HE40	54	5270	MCS0	-	-
Mode 22	U-NII-2A	5.25-5.35	CDD8+9	802.11ax HE40	62	5310	MCS0	-	-
Mode 23	U-NII-2C	5.47-5.725	CDD8+9	802.11ax HE40	102	5510	MCS0	-	-
Mode 24	U-NII-2C	5.47-5.725	CDD8+9	802.11ax HE40	134	5670	MCS0	-	-
Mode 25	U-NII-1	5.15-5.25	CDD8+9	802.11ax HE80	42	5210	MCS0	-	-
Mode 26	U-NII-2A	5.25-5.35	CDD8+9	802.11ax HE80	58	5290	MCS0	-	-
Mode 27	U-NII-2C	5.47-5.725	CDD8+9	802.11ax HE80	106	5530	MCS0	-	-
Mode 28	U-NII-2C	5.47-5.725	CDD8+9	802.11ax HE80	122	5610	MCS0	-	-
Mode 29	U-NII-2C	5.47-5.725	CDD8+9	802.11ax HE160	50	5250	MCS0	-	-
Mode 30	U-NII-2C	5.47-5.725	CDD8+9	802.11ax HE160	114	5570	MCS0	-	-
Mode 31	U-NII-3	5.725-5.85	CDD8+9	802.11a	149	5745	6Mbps	-	-

Mode 32	U-NII-3	5.725-5.85	CDD8+9	802.11a	157	5785	6Mbps	-	-
Mode 33	U-NII-3	5.725-5.85	CDD8+9	802.11a	165	5825	6Mbps	-	-
Mode 34	U-NII-3	5.725-5.85	CDD8+9	802.11ax HE20	149	5745	MCS0	-	-
Mode 35	U-NII-3	5.725-5.85	CDD8+9	802.11ax HE20	157	5785	MCS0	-	-
Mode 36	U-NII-3	5.725-5.85	CDD8+9	802.11ax HE20	165	5825	MCS0	-	-
Mode 37	U-NII-3	5.725-5.85	CDD8+9	802.11ax HE40	151	5755	MCS0	-	-
Mode 38	U-NII-3	5.725-5.85	CDD8+9	802.11ax HE40	159	5795	MCS0	-	-
Mode 39	U-NII-3	5.725-5.85	CDD8+9	802.11ax HE80	155	5775	MCS0	-	-
Mode 40	U-NII-1	5.15-5.25	CDD8+9	802.11ax HE20	36	5180	MCS0	Partial RU 106/53	-
Mode 41	U-NII-2A	5.25-5.35	CDD8+9	802.11ax HE20	64	5320	MCS0	Partial RU 26/8	-
Mode 42	U-NII-2C	5.47-5.725	CDD8+9	802.11ax HE20	100	5500	MCS0	Partial RU 26/0	-
Mode 43	U-NII-2C	5.47-5.725	CDD8+9	802.11ax HE20	140	5700	MCS0	Partial RU 26/8	-
Mode 44	U-NII-3	5.725-5.85	CDD8+9	802.11ax HE20	149	5745	MCS0	Partial RU 106/53	-
Mode 45	U-NII-3	5.725-5.85	CDD8+9	802.11ax HE20	165	5825	MCS0	Partial RU 26/8	-
Mode 46	U-NII-2C	5.47-5.725	CDD8+9	802.11ax HE80-LF	106	5530	MCS0	-	-
Mode 47	U-NII-3	5.725-5.85	CDD8+9	802.11ax HE80-LF	155	5775	MCS0	-	-
Mode 48 CO-TX	-	5.47-5.725	9	802.11ax HE80	106	5530	MCS0	-	-
		2400-2483.5	12	802.11ax HE20	11	2462	MCS0	-	-
		LTE	1	B13 link					-
Mode 49 CO-TX	-	5.47-5.725	CDD8+9	802.11ax HE80	106	5530	MCS0	-	-
		2400-2483.5	12	Bluetooth-LE_GSFK	38	2478	2Mbps	-	-
		LTE	1	B13 link					-

Summary of each worse mode

Mode	Modulation	Ch.	Freq. (MHz)	Level (dBuV/m)	Limit (dBuV/m)	Margin (dB)	Pol.	Peak Avg.	Result	Remark
1	802.11a	36	-	-	-	-	-	-	-	Band Edge
1	802.11a	36	10360.00	61.90	68.30	-6.40	H	Peak	Pass	Harmonic
2	802.11a	44	-	-	-	-	-	-	-	Band Edge
2	802.11a	44	10440.00	62.08	68.30	-6.22	H	Peak	Pass	Harmonic
3	802.11a	48	-	-	-	-	-	-	-	Band Edge
3	802.11a	48	10480.00	62.03	68.30	-6.27	H	Peak	Pass	Harmonic
4	802.11a	52	-	-	-	-	-	-	-	Band Edge
4	802.11a	52	10520.00	62.11	68.30	-6.19	H	Peak	Pass	Harmonic
5	802.11a	60	-	-	-	-	-	-	-	Band Edge
5	802.11a	60	10600.00	47.51	54.00	-6.49	H	Average	Pass	Harmonic
6	802.11a	64	-	-	-	-	-	-	-	Band Edge
6	802.11a	64	10640.00	47.71	54.00	-6.29	H	Average	Pass	Harmonic
7	802.11a	100	-	-	-	-	-	-	-	Band Edge
7	802.11a	100	11000.00	45.16	54.00	-8.84	H	Average	Pass	Harmonic
8	802.11a	116	-	-	-	-	-	-	-	Band Edge
8	802.11a	116	11160.00	47.58	54.00	-6.42	H	Average	Pass	Harmonic
9	802.11a	140	-	-	-	-	-	-	-	Band Edge
9	802.11a	140	11400.00	47.54	54.00	-6.46	H	Average	Pass	Harmonic
10	802.11ax HE20	36	5148.32	43.00	54.00	-11.00	V	AVERAGE	Pass	Band Edge
10	802.11ax HE20	36	10360.00	62.14	68.30	-6.16	H	Peak	Pass	Harmonic
11	802.11ax HE20	44	-	-	-	-	-	-	-	Band Edge
11	802.11ax HE20	44	10440.00	61.97	68.30	-6.33	H	Peak	Pass	Harmonic
12	802.11ax HE20	48	5093.12	42.15	54.00	-11.85	V	AVERAGE	Pass	Band Edge
12	802.11ax HE20	48	10480.00	61.92	68.30	-6.38	H	Peak	Pass	Harmonic
13	802.11ax HE20	52	5103.22	41.93	54.00	-12.07	H	AVERAGE	Pass	Band Edge
13	802.11ax HE20	52	10520.00	61.91	68.30	-6.39	H	Peak	Pass	Harmonic
14	802.11ax HE20	60	-	-	-	-	-	-	-	Band Edge
14	802.11ax HE20	60	10600.00	47.53	54.00	-6.47	H	Average	Pass	Harmonic
15	802.11ax HE20	64	5355.84	43.37	54.00	-10.63	V	AVERAGE	Pass	Band Edge
15	802.11ax HE20	64	10640.00	47.31	54.00	-6.69	H	Average	Pass	Harmonic
16	802.11ax HE20	100	5459.35	42.37	54.00	-11.63	V	AVERAGE	Pass	Band Edge
16	802.11ax HE20	100	11000.00	44.45	54.00	-9.55	H	Average	Pass	Harmonic
17	802.11ax HE20	116	-	-	-	-	-	-	-	Band Edge
17	802.11ax HE20	116	11160.00	46.83	54.00	-7.17	H	Average	Pass	Harmonic
18	802.11ax HE20	140	5751.29	51.98	68.30	-16.32	V	PEAK	Pass	Band Edge
18	802.11ax HE20	140	11400.00	47.69	54.00	-6.31	H	Average	Pass	Harmonic

19	802.11ax HE40	38	5148.77	44.70	54.00	-9.30	V	AVERAGE	Pass	Band Edge
19	802.11ax HE40	38	-	-	-	-	-	-	-	Harmonic
20	802.11ax HE40	46	5003.91	43.04	54.00	-10.96	V	AVERAGE	Pass	Band Edge
20	802.11ax HE40	46	-	-	-	-	-	-	-	Harmonic
21	802.11ax HE40	54	5000.27	43.31	54.00	-10.69	V	AVERAGE	Pass	Band Edge
21	802.11ax HE40	54	10540.00	58.31	68.30	-9.99	H	Peak	Pass	Harmonic
22	802.11ax HE40	62	5350.35	43.49	54.00	-10.51	H	AVERAGE	Pass	Band Edge
22	802.11ax HE40	62	10620.00	47.40	54.00	-6.60	H	Average	Pass	Harmonic
23	802.11ax HE40	102	5458.48	44.33	54.00	-9.67	V	AVERAGE	Pass	Band Edge
23	802.11ax HE40	102	11020.00	45.93	54.00	-8.07	H	Average	Pass	Harmonic
24	802.11ax HE40	134	5458.80	42.77	54.00	-11.23	H	AVERAGE	Pass	Band Edge
24	802.11ax HE40	134	11340.00	47.96	54.00	-6.04	H	Average	Pass	Harmonic
25	802.11ax HE80	42	5149.73	48.81	54.00	-5.19	V	AVERAGE	Pass	Band Edge
25	802.11ax HE80	42	-	-	-	-	-	-	-	Harmonic
26	802.11ax HE80	58	5350.35	45.41	54.00	-8.59	V	AVERAGE	Pass	Band Edge
26	802.11ax HE80	58	-	-	-	-	-	-	-	Harmonic
27	802.11ax HE80	106	5444.86	48.90	54.00	-5.10	V	AVERAGE	Pass	Band Edge
27	802.11ax HE80	106	16590.00	47.72	68.30	-20.58	V	Peak	Pass	Harmonic
28	802.11ax HE80	122	5452.44	45.28	54.00	-8.72	H	AVERAGE	Pass	Band Edge
28	802.11ax HE80	122	-	-	-	-	-	-	-	Harmonic
29	802.11ax HE160	50	5001.00	44.29	54.00	-9.71	H	AVERAGE	Pass	Band Edge
29	802.11ax HE160	50	-	-	-	-	-	-	-	Harmonic
30	802.11ax HE160	114	5447.46	47.07	54.00	-6.93	H	AVERAGE	Pass	Band Edge
30	802.11ax HE160	114	-	-	-	-	-	-	-	Harmonic
31	802.11a	149	-	-	-	-	-	-	-	Band Edge
31	802.11a	149	11490.00	47.84	54.00	-6.16	V	Average	Pass	Harmonic
32	802.11a	157	-	-	-	-	-	-	-	Band Edge
32	802.11a	157	11570.00	47.89	54.00	-6.11	V	Average	Pass	Harmonic
33	802.11a	165	-	-	-	-	-	-	-	Band Edge
33	802.11a	165	11650.00	47.86	54.00	-6.14	V	Average	Pass	Harmonic
34	802.11ax HE20	149	5625.23	52.29	68.30	-16.01	V	PEAK	Pass	Band Edge
34	802.11ax HE20	149	11490.00	47.19	54.00	-6.81	V	Average	Pass	Harmonic
35	802.11ax HE20	157	-	-	-	-	-	-	-	Band Edge
35	802.11ax HE20	157	11570.00	47.70	54.00	-6.30	V	Average	Pass	Harmonic
36	802.11ax HE20	165	5938.88	53.57	68.30	-14.73	H	PEAK	Pass	Band Edge
36	802.11ax HE20	165	11650.00	47.80	54.00	-6.20	V	Average	Pass	Harmonic
37	802.11ax HE40	151	5645.57	51.77	68.30	-16.53	H	PEAK	Pass	Band Edge
37	802.11ax HE40	151	11510.00	47.79	54.00	-6.21	V	Average	Pass	Harmonic
38	802.11ax HE40	159	5942.41	52.97	68.30	-15.33	V	PEAK	Pass	Band Edge

38	802.11ax HE40	159	11590.00	47.88	54.00	-6.12	V	Average	Pass	Harmonic
39	802.11ax HE80	155	5649.00	58.65	68.30	-9.65	H	PEAK	Pass	Band Edge
39	802.11ax HE80	155	11550.00	47.74	54.00	-6.26	V	Average	Pass	Harmonic
40	802.11ax HE20	36	5000.72	42.63	54.00	-11.37	V	AVERAGE	Pass	Band Edge
40	802.11ax HE20	36	-	-	-	-	-	-	-	Harmonic
41	802.11ax HE20	64	5451.74	42.12	54.00	-11.88	H	AVERAGE	Pass	Band Edge
41	802.11ax HE20	64	-	-	-	-	-	-	-	Harmonic
42	802.11ax HE20	100	5458.60	42.25	54.00	-11.75	V	AVERAGE	Pass	Band Edge
42	802.11ax HE20	100	-	-	-	-	-	-	-	Harmonic
43	802.11ax HE20	140	5753.17	51.94	68.30	-16.36	H	PEAK	Pass	Band Edge
43	802.11ax HE20	140	-	-	-	-	-	-	-	Harmonic
44	802.11ax HE20	149	5650.17	52.90	68.43	-15.53	H	PEAK	Pass	Band Edge
44	802.11ax HE20	149	-	-	-	-	-	-	-	Harmonic
45	802.11ax HE20	165	5928.50	53.30	68.30	-15.00	H	PEAK	Pass	Band Edge
45	802.11ax HE20	165	-	-	-	-	-	-	-	Harmonic
46	802.11ax HE80-LF	106	32.91	26.70	40.00	-13.30	V	PEAK	Pass	LF
47	802.11ax HE80-LF	155	951.50	32.81	46.00	-13.19	V	PEAK	Pass	LF
48 CO-TX	802.11ax HE80	106	5432.32	48.56	54.00	-5.44	V	Average	Pass	Band Edge
	802.11ax HE80	106	16590.00	48.07	68.30	-20.23	V	Peak	Pass	Harmonic
49 CO-TX	802.11ax HE80	106	5452.48	48.79	54.00	-5.21	V	Average	Pass	Band Edge
	802.11ax HE80	106	16590.00	47.95	68.30	-20.35	V	Peak	Pass	Harmonic

Mode	1	
	Harmonic	
	U-NII-1_5.15-5.25_802.11a_CH36_5180MHz	
ANT	CDD8+9	
Pol.	Horizontal	Vertical
Peak Avg	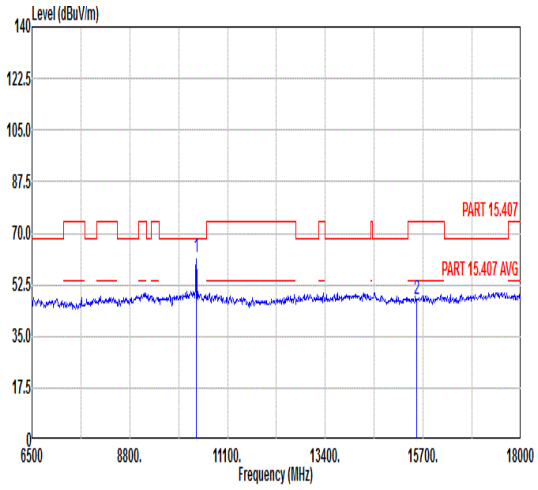 Freq Level Limit Line Margin Read Level Ant Factor Cable Loss Preamp Factor APos TPos Remark MHz dBuV/m dBuV/m dB dBuV dB/m dB dB cm deg 1 10360.00 61.90 68.30 -6.40 75.13 38.47 12.06 63.76 188 0 Peak 2 15540.00 47.60 74.00 -26.40 56.08 41.32 14.58 64.38 --- --- Peak	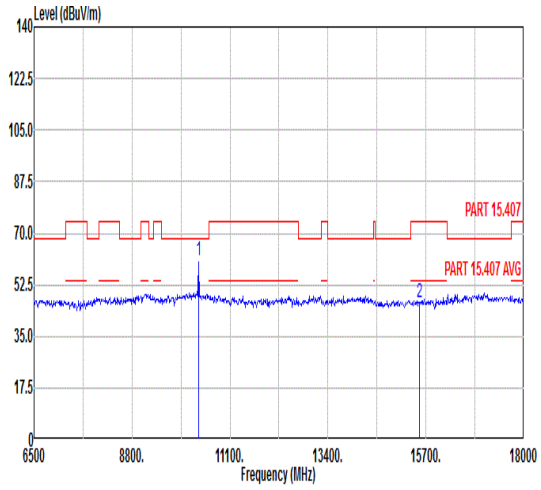 Freq Level Limit Line Margin Read Level Ant Factor Cable Loss Preamp Factor APos TPos Remark MHz dBuV/m dBuV/m dB dBuV dB/m dB dB cm deg 1 10360.00 60.69 68.30 -7.61 73.92 38.47 12.06 63.76 363 352 Peak 2 15540.00 46.63 74.00 -27.37 55.11 41.32 14.58 64.38 --- --- Peak

Mode	2	
	Harmonic	
	U-NII-1_5.15-5.25_802.11a_CH44_5220MHz	
ANT	CDD8+9	
Pol.	Horizontal	Vertical
Peak Avg	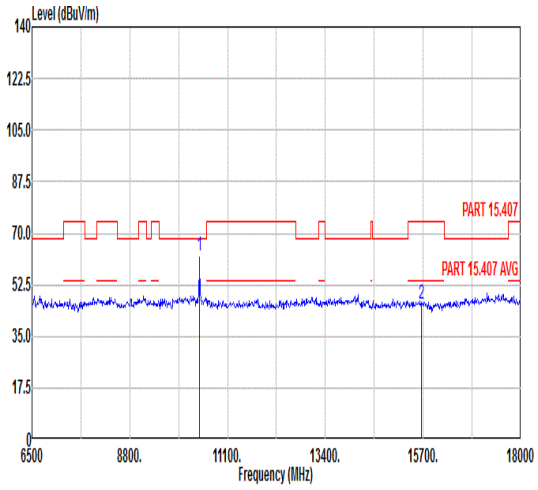 Freq Level Limit Line Margin Read Level Ant Factor Cable Loss Preamp Factor APos TPos Remark MHz dBuV/m dBuV/m dB dBuV dB/m dB dB cm deg 1 10440.00 62.08 68.30 -6.22 75.19 38.49 12.12 63.72 125 32 Peak 2 15660.00 46.20 74.00 -27.80 54.62 41.40 14.64 64.46 --- --- Peak	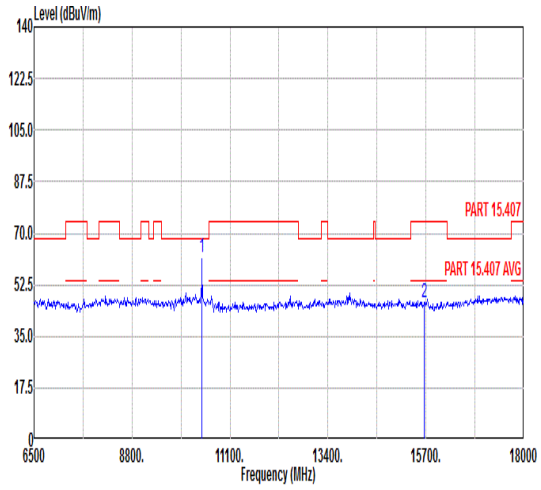 Freq Level Limit Line Margin Read Level Ant Factor Cable Loss Preamp Factor APos TPos Remark MHz dBuV/m dBuV/m dB dBuV dB/m dB dB cm deg 1 10440.00 61.93 68.30 -6.37 75.04 38.49 12.12 63.72 369 342 Peak 2 15660.00 46.53 74.00 -27.47 54.95 41.40 14.64 64.46 --- --- Peak

Mode	3	
	Harmonic	
	U-NII-1_5.15-5.25_802.11a_CH48_5240MHz	
ANT	CDD8+9	
Pol.	Horizontal	Vertical
Peak Avg	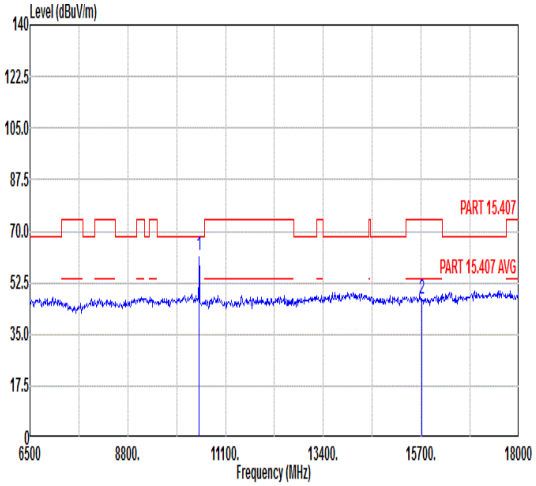 Freq Level Limit Line Margin Read Level Ant Factor Cable Loss Preamp Factor APos TPos Remark MHz dBuV/m dBuV/m dB dBuV dB/m dB dB cm deg 1 10480.00 62.03 68.30 -6.27 75.09 38.50 12.15 63.71 207 349 Peak 2 15720.00 47.17 74.00 -26.83 55.58 41.43 14.66 64.50 --- --- Peak	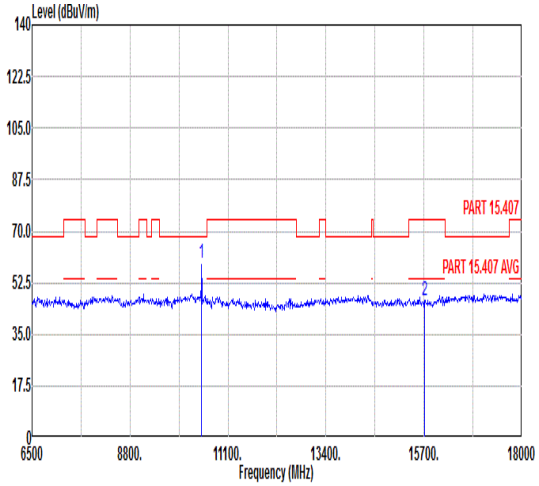 Freq Level Limit Line Margin Read Level Ant Factor Cable Loss Preamp Factor APos TPos Remark MHz dBuV/m dBuV/m dB dBuV dB/m dB dB cm deg 1 10480.00 59.16 68.30 -9.14 72.22 38.50 12.15 63.71 398 353 Peak 2 15720.00 46.64 74.00 -27.36 55.05 41.43 14.66 64.50 --- --- Peak

Mode	4	
	Harmonic	
	U-NII-2A_5.25-5.35_802.11a_CH52_5260MHz	
ANT	CDD8+9	
Pol.	Horizontal	Vertical
Peak Avg	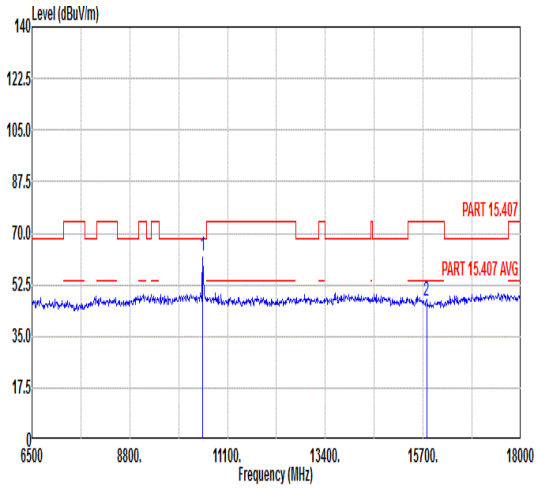 Freq Level Limit Line Margin Read Level Ant Factor Cable Loss Preamp Factor APos TPos Remark MHz dBuV/m dBuV/m dB dBuV dB/m dB dB cm deg 1 10520.00 62.11 68.30 -6.19 75.12 38.50 12.18 63.69 185 360 Peak 2 15780.00 47.04 74.00 -26.96 55.43 41.47 14.69 64.55 --- --- Peak	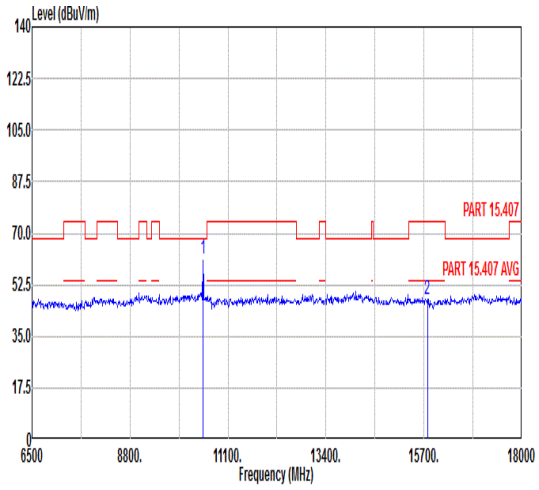 Freq Level Limit Line Margin Read Level Ant Factor Cable Loss Preamp Factor APos TPos Remark MHz dBuV/m dBuV/m dB dBuV dB/m dB dB cm deg 1 10520.00 61.20 68.30 -7.10 74.21 38.50 12.18 63.69 383 349 Peak 2 15780.00 47.50 74.00 -26.50 55.89 41.47 14.69 64.55 --- --- Peak

Mode	5	
	Harmonic	
	U-NII-2A_5.25-5.35_802.11a_CH60_5300MHz	
ANT	CDD8+9	
Pol.	Horizontal	Vertical
Peak Avg	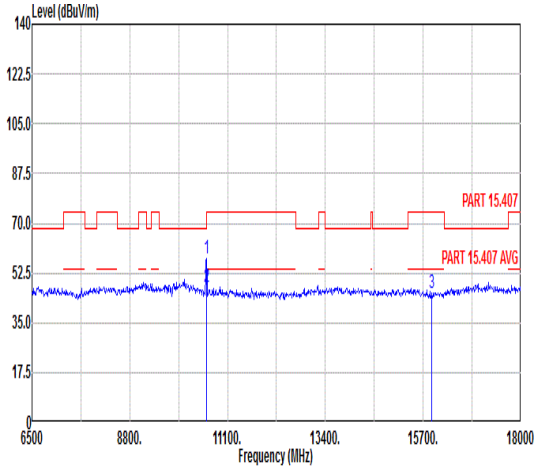 Freq Level Limit Line Margin Read Level Ant Factor Cable Loss Preamp Factor APos TPos Remark MHz dBuV/m dBuV/m dB dBuV dB/m dB dB cm deg 1 10600.00 57.71 74.00 -16.29 70.62 38.52 12.23 63.66 199 360 Peak 2 10600.00 47.51 54.00 -6.49 60.42 38.52 12.23 63.66 199 360 Average 3 15900.00 45.42 74.00 -28.58 53.76 41.54 14.75 64.63 --- --- Peak	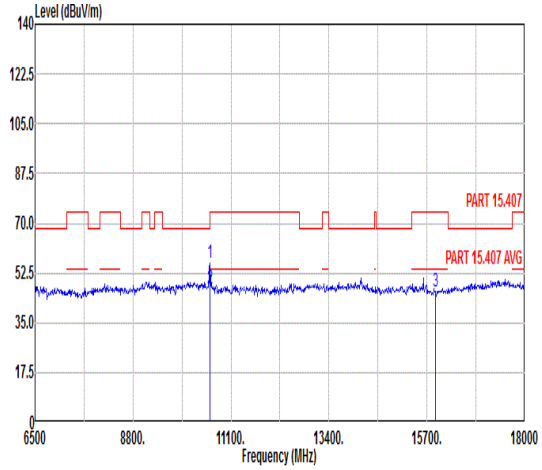 Freq Level Limit Line Margin Read Level Ant Factor Cable Loss Preamp Factor APos TPos Remark MHz dBuV/m dBuV/m dB dBuV dB/m dB dB cm deg 1 10600.00 55.84 74.00 -18.16 68.75 38.52 12.23 63.66 376 344 Peak 2 10600.00 47.24 54.00 -6.76 60.15 38.52 12.23 63.66 376 344 Average 3 15900.00 45.89 74.00 -28.11 54.23 41.54 14.75 64.63 --- --- Peak

Mode	6	
	Harmonic	
	U-NII-2A_5.25-5.35_802.11a_CH64_5320MHz	
ANT	CDD8+9	
Pol.	Horizontal	Vertical
Peak Avg	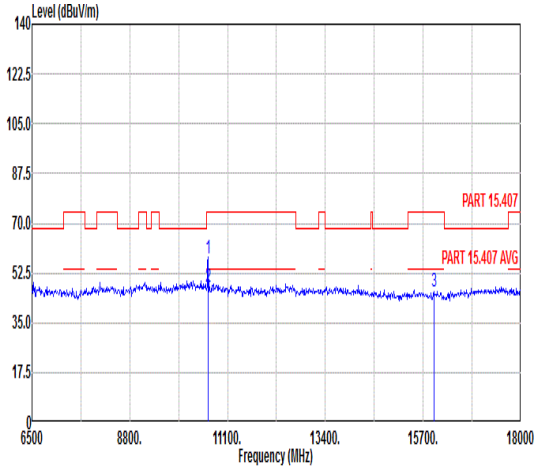 Freq Level Limit Line Margin Read Level Ant Factor Cable Loss Preamp Factor APos TPos Remark MHz dBuV/m dBuV/m dB dBuV dB/m dB dB cm deg 1 10640.00 57.37 74.00 -16.63 70.22 38.53 12.26 63.64 191 360 Peak 2 10640.00 47.71 54.00 -6.29 60.56 38.53 12.26 63.64 191 360 Average 3 15960.00 45.73 74.00 -28.27 54.05 41.58 14.77 64.67 --- --- Peak	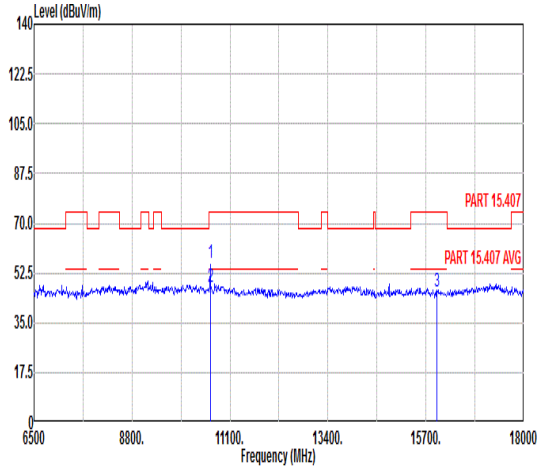 Freq Level Limit Line Margin Read Level Ant Factor Cable Loss Preamp Factor APos TPos Remark MHz dBuV/m dBuV/m dB dBuV dB/m dB dB cm deg 1 10640.00 56.07 74.00 -17.93 68.92 38.53 12.26 63.64 395 323 Peak 2 10640.00 47.37 54.00 -6.63 60.22 38.53 12.26 63.64 395 323 Average 3 15960.00 46.21 74.00 -27.79 54.53 41.58 14.77 64.67 --- --- Peak

Mode	7	
	Harmonic	
	U-NII-2C_5.47-5.725_802.11a_CH100_5500MHz	
ANT	CDD8+9	
Pol.	Horizontal	Vertical
Peak Avg	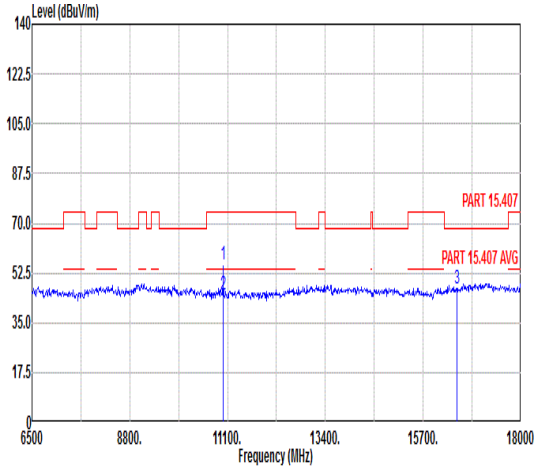 Freq Level Limit Line Margin Read Level Ant Factor Cable Loss Preamp Factor APos TPos Remark MHz dBuV/m dBuV/m dB dBuV dB/m dB dB cm deg 1 11000.00 55.58 74.00 -18.42 67.96 38.60 12.52 63.50 189 360 Peak 2 11000.00 45.16 54.00 -8.84 57.54 38.60 12.52 63.50 189 360 Average 3 16500.00 47.11 68.30 -21.19 54.74 41.95 15.17 64.75 --- --- Peak	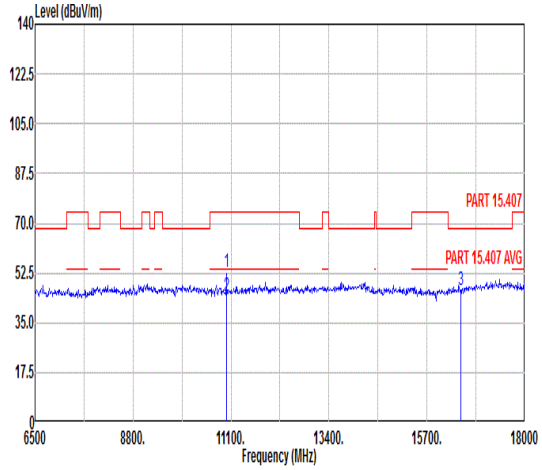 Freq Level Limit Line Margin Read Level Ant Factor Cable Loss Preamp Factor APos TPos Remark MHz dBuV/m dBuV/m dB dBuV dB/m dB dB cm deg 1 11000.00 52.84 74.00 -21.16 65.22 38.60 12.52 63.50 397 347 Peak 2 11000.00 44.35 54.00 -9.65 56.73 38.60 12.52 63.50 397 347 Average 3 16500.00 46.50 68.30 -21.80 54.13 41.95 15.17 64.75 --- --- Peak

Mode	8	
	Harmonic	
	U-NII-2C_5.47-5.725_802.11a_CH116_5580MHz	
ANT	CDD8+9	
Pol.	Horizontal	Vertical
Peak Avg	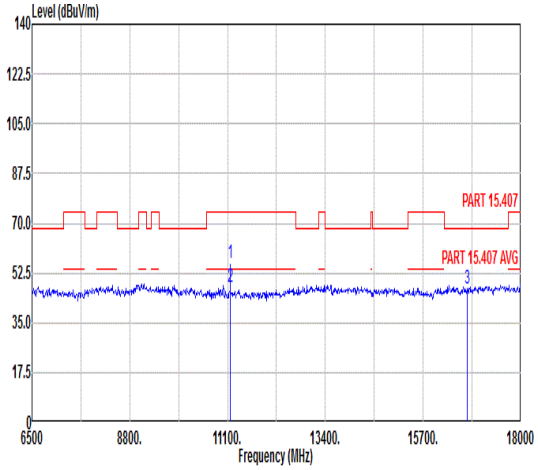 Freq Level Limit Line Margin Read Level Ant Factor Cable Loss Preamp Factor APos TPos Remark MHz dBuV/m dBuV/m dB dBuV dB/m dB dB cm deg 1 11160.00 56.15 74.00 -17.85 68.33 38.79 12.64 63.61 181 360 Peak 2 11160.00 47.58 54.00 -6.42 59.76 38.79 12.64 63.61 181 360 Average 3 16740.00 46.79 68.30 -21.51 54.09 42.12 15.35 64.77 --- --- Peak	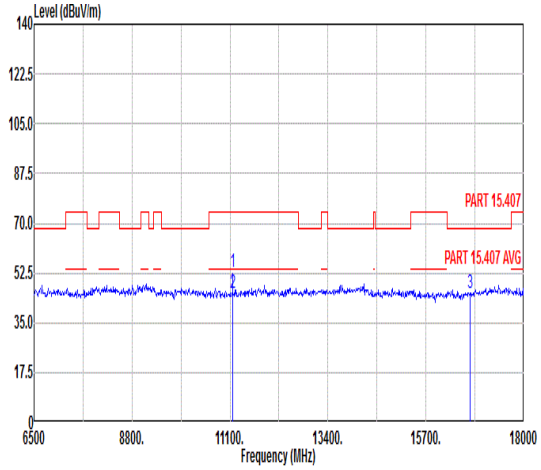 Freq Level Limit Line Margin Read Level Ant Factor Cable Loss Preamp Factor APos TPos Remark MHz dBuV/m dBuV/m dB dBuV dB/m dB dB cm deg 1 11160.00 53.04 74.00 -20.96 65.22 38.79 12.64 63.61 396 325 Peak 2 11160.00 45.25 54.00 -8.75 57.43 38.79 12.64 63.61 396 325 Average 3 16740.00 45.45 68.30 -22.85 52.75 42.12 15.35 64.77 --- --- Peak

Mode	9	
	Harmonic	
	U-NII-2C_5.47-5.725_802.11a_CH140_5700MHz	
ANT	CDD8+9	
Pol.	Horizontal	Vertical
Peak Avg	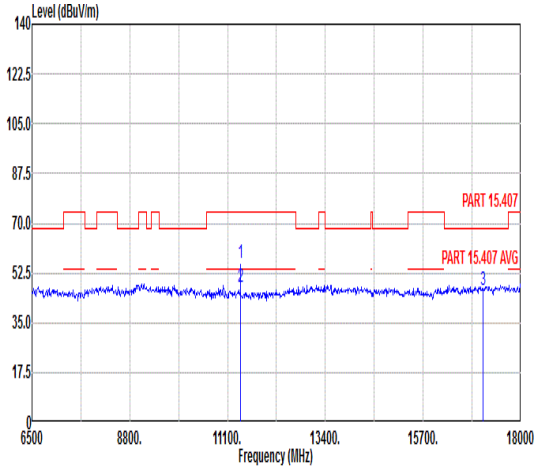 Freq Level Limit Line Margin Read Level Ant Factor Cable Loss Preamp Factor APos TPos Remark MHz dBuV/m dBuV/m dB dBuV dB/m dB dB cm deg 1 11400.00 55.99 74.00 -18.01 67.88 39.08 12.81 63.78 190 351 Peak 2 11400.00 47.54 54.00 -6.46 59.43 39.08 12.81 63.78 190 351 Average 3 17100.00 46.74 68.30 -21.56 53.62 42.41 15.62 64.91 --- --- Peak	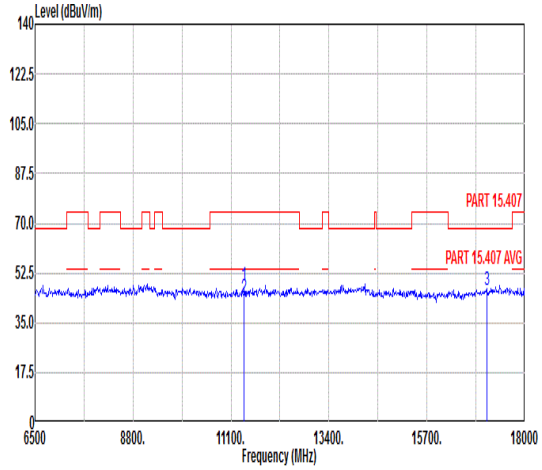 Freq Level Limit Line Margin Read Level Ant Factor Cable Loss Preamp Factor APos TPos Remark MHz dBuV/m dBuV/m dB dBuV dB/m dB dB cm deg 1 11400.00 48.24 74.00 -25.76 60.13 39.08 12.81 63.78 387 350 Peak 2 11400.00 43.75 54.00 -10.25 55.64 39.08 12.81 63.78 387 350 Average 3 17100.00 46.34 68.30 -21.96 53.22 42.41 15.62 64.91 --- --- Peak

Mode	10	
	Band Edge	
	U-NII-1_5.15-5.25_802.11ax HE20_CH36_5180MHz	
ANT	CDD8+9	
Pol.	Horizontal	Fundamental
Peak	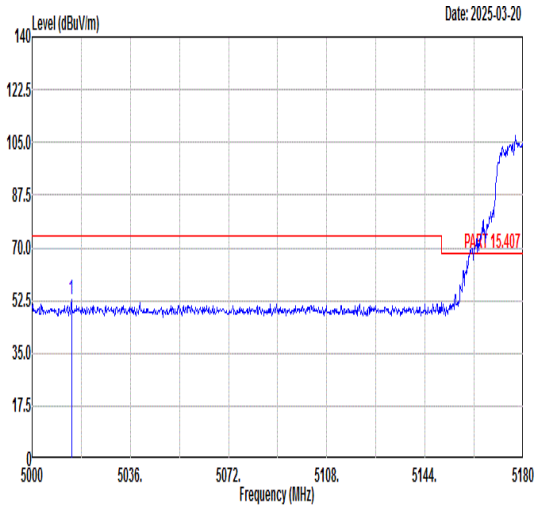 Freq Level Limit Line Margin (dB) Read Level Ant Factor Cable Loss Preamp Factor APos TPos Remark 1 5014.40 52.82 74.00 -21.18 41.33 36.69 8.30 33.50 316 33 PEAK	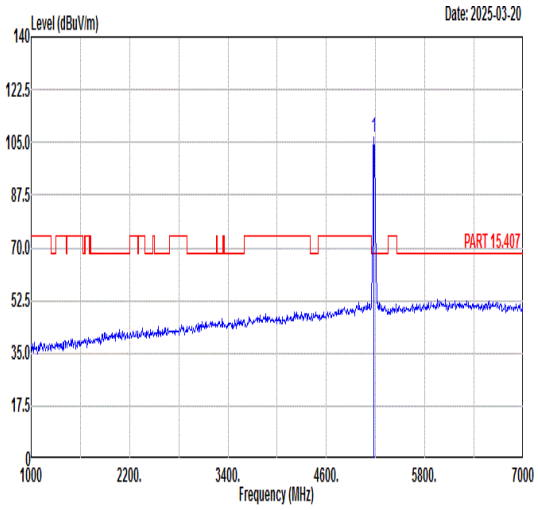 Freq Level Limit Line Margin (dB) Read Level Ant Factor Cable Loss Preamp Factor APos TPos Remark 1 5180.00 106.73 ------ ------ 95.05 36.56 8.58 33.46 316 33 PEAK
Avg	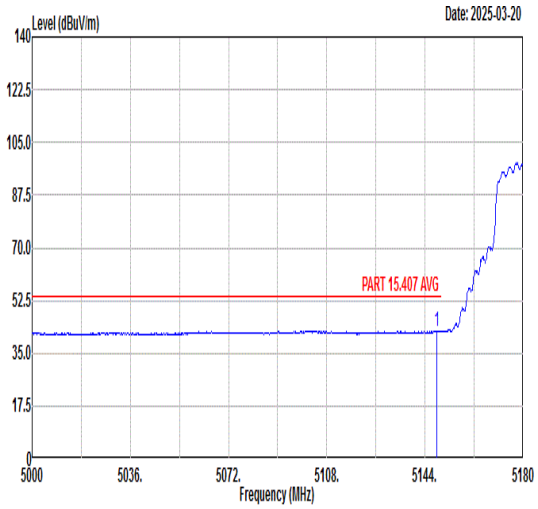 Freq Level Limit Line Margin (dB) Read Level Ant Factor Cable Loss Preamp Factor APos TPos Remark 1 5148.32 42.43 54.00 -11.57 30.79 36.58 8.53 33.47 316 33 AVERAGE	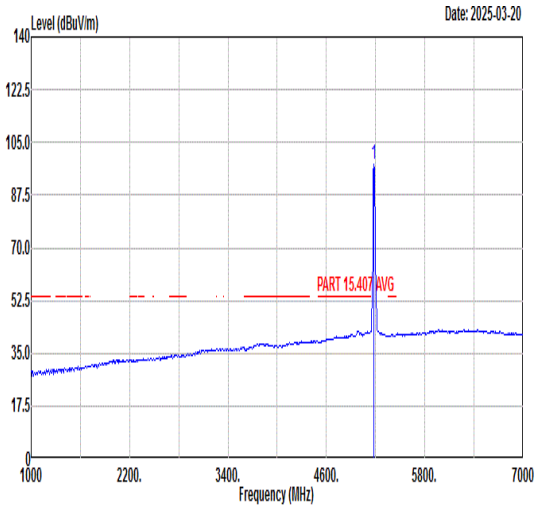 Freq Level Limit Line Margin (dB) Read Level Ant Factor Cable Loss Preamp Factor APos TPos Remark 1 5180.00 97.89 ------ ------ 86.21 36.56 8.58 33.46 316 33 AVERAGE

Mode	10	
	Band Edge	
	U-NII-1_5.15-5.25_802.11ax HE20_CH36_5180MHz	
ANT	CDD8+9	
Pol.	Vertical	Fundamental
Peak	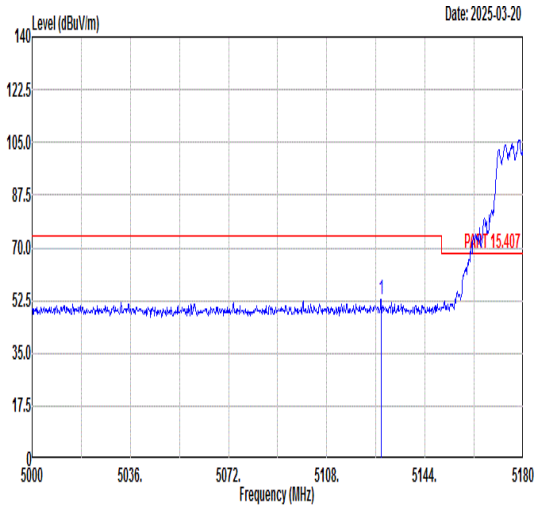 Freq Level Limit Line Margin (dB) Read Level Ant Factor Cable Loss Preamp Factor APos TPos Remark 1 5127.98 52.88 74.00 -21.12 41.26 36.60 8.49 33.47 351 280 PEAK	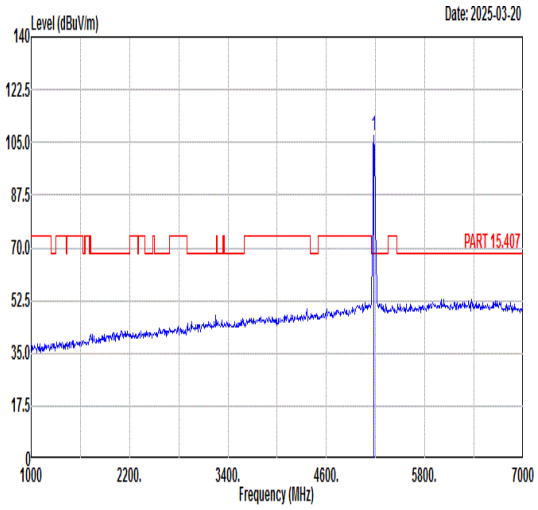 Freq Level Limit Line Margin (dB) Read Level Ant Factor Cable Loss Preamp Factor APos TPos Remark 1 5180.00 107.24 ------ ------ 95.56 36.56 8.58 33.46 351 280 PEAK
Avg	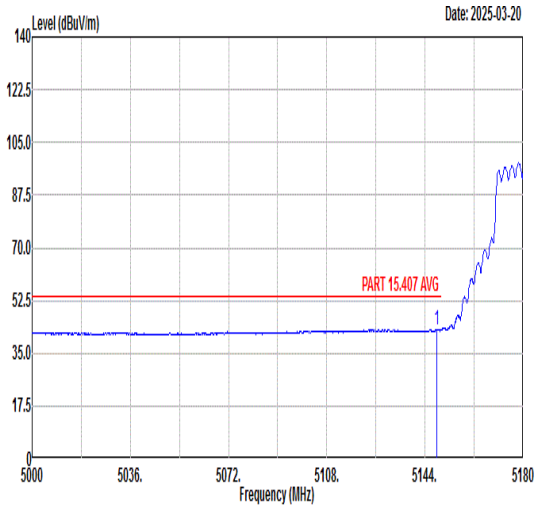 Freq Level Limit Line Margin (dB) Read Level Ant Factor Cable Loss Preamp Factor APos TPos Remark 1 5148.32 43.00 54.00 -11.00 31.36 36.58 8.53 33.47 351 280 AVERAGE	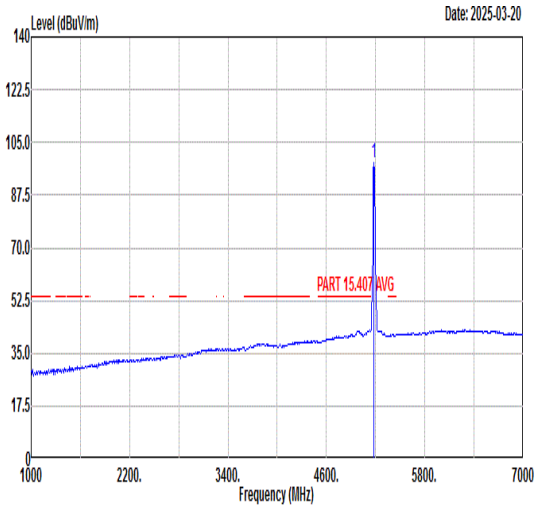 Freq Level Limit Line Margin (dB) Read Level Ant Factor Cable Loss Preamp Factor APos TPos Remark 1 5180.00 98.27 ------ ------ 86.59 36.55 8.59 33.46 351 280 AVERAGE

Mode	10	
	Harmonic	
	U-NII-1_5.15-5.25_802.11ax HE20_CH36_5180MHz	
ANT	CDD8+9	
Pol.	Horizontal	Vertical
Peak Avg	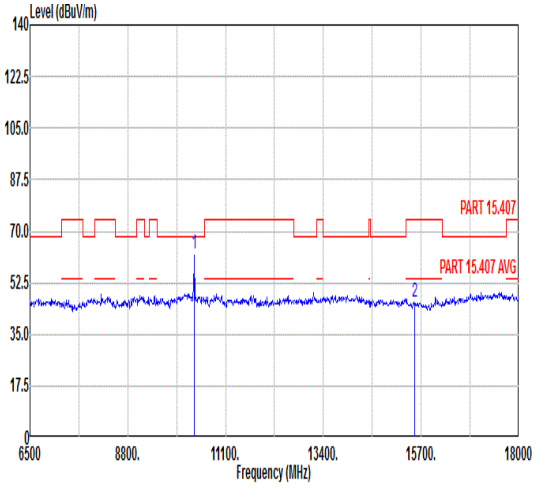 Freq Level Limit Line Margin Read Level Ant Factor Cable Loss Preamp Factor APos TPos Remark MHz dBuV/m dBuV/m dB dBuV dB/m dB dB cm deg 1 10360.00 62.14 68.30 -6.16 75.37 38.47 12.06 63.76 185 352 Peak 2 15540.00 45.78 74.00 -28.22 54.26 41.32 14.58 64.38 --- --- Peak	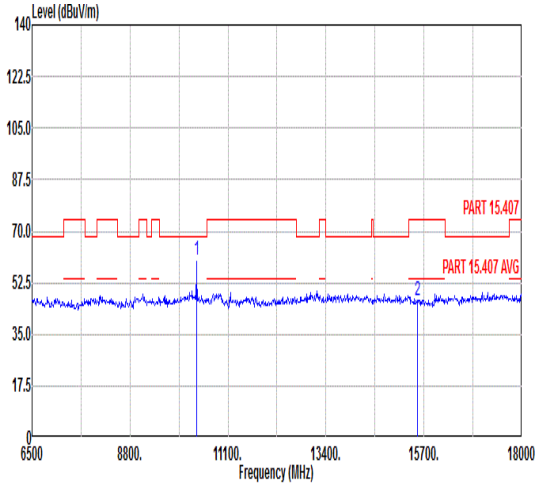 Freq Level Limit Line Margin Read Level Ant Factor Cable Loss Preamp Factor APos TPos Remark MHz dBuV/m dBuV/m dB dBuV dB/m dB dB cm deg 1 10360.00 60.20 68.30 -8.10 73.43 38.47 12.06 63.76 394 334 Peak 2 15540.00 46.24 74.00 -27.76 54.72 41.32 14.58 64.38 --- --- Peak

Mode	11	
	Harmonic	
	U-NII-1_5.15-5.25_802.11ax HE20_CH44_5220MHz	
ANT	CDD8+9	
Pol.	Horizontal	Vertical
Peak Avg	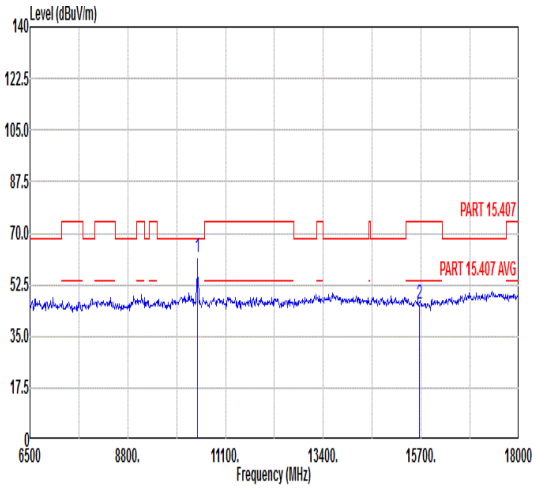 Freq Level Limit Line Margin Read Level Ant Factor Cable Loss Preamp Factor APos TPos Remark MHz dBuV/m dBuV/m dB dBuV dB/m dB dB cm deg 1 10440.00 61.97 68.30 -6.33 75.08 38.49 12.12 63.72 185 352 Peak 2 15660.00 46.21 74.00 -27.79 54.63 41.40 14.64 64.46 --- --- Peak	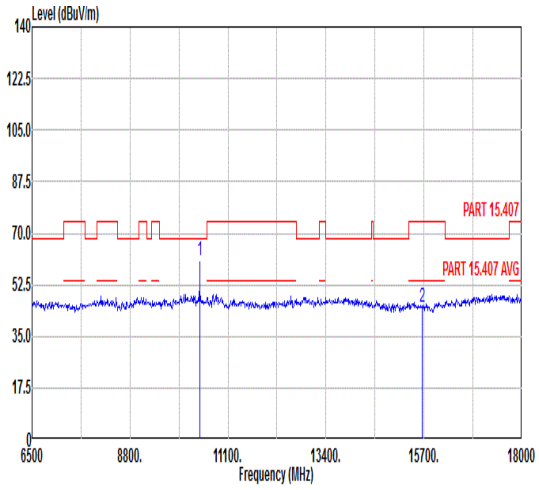 Freq Level Limit Line Margin Read Level Ant Factor Cable Loss Preamp Factor APos TPos Remark MHz dBuV/m dBuV/m dB dBuV dB/m dB dB cm deg 1 10440.00 60.76 68.30 -7.54 73.87 38.49 12.12 63.72 400 346 Peak 2 15660.00 44.83 74.00 -29.17 53.25 41.40 14.64 64.46 --- --- Peak

Mode	12	
	Band Edge - L	
	U-NII-1_5.15-5.25_802.11ax HE20_CH48_5240MHz	
ANT	CDD8+9	
Pol.	Horizontal	Fundamental
Peak	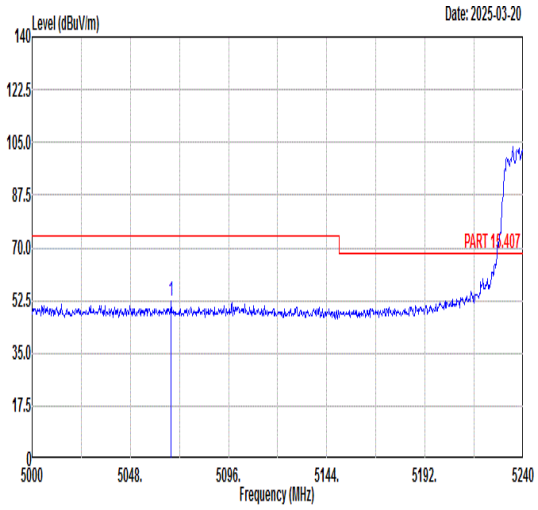 Freq Level Limit Line Margin (dB) Read Level Ant Factor Cable Loss Preamp Factor APos TPos Remark MHz dBuV/m dBuV/m dBuV dB/m dB dB cm deg 1 5067.92 52.09 74.00 -21.91 40.55 36.65 8.38 33.49 265 360 PEAK	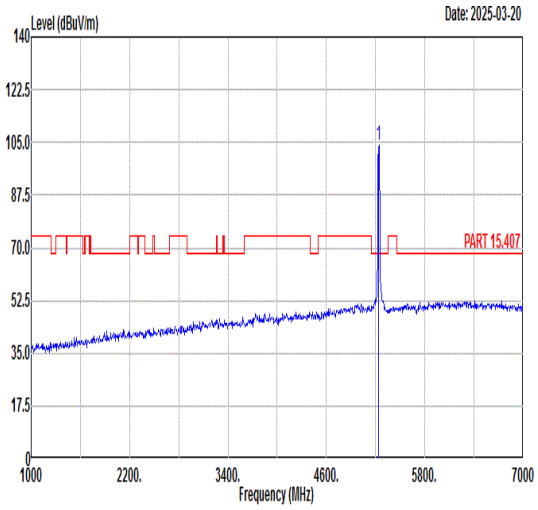 Freq Level Limit Line Margin (dB) Read Level Ant Factor Cable Loss Preamp Factor APos TPos Remark MHz dBuV/m dBuV/m dBuV dB/m dB dB cm deg 1 5240.00 104.30 ------ ------ 92.43 36.51 8.81 33.45 265 360 PEAK
Avg	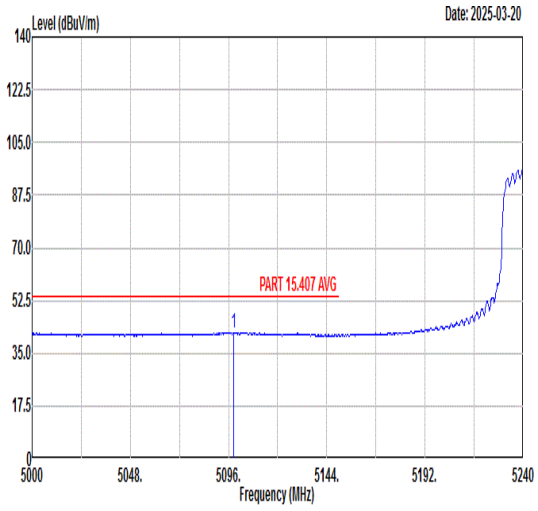 Freq Level Limit Line Margin (dB) Read Level Ant Factor Cable Loss Preamp Factor APos TPos Remark MHz dBuV/m dBuV/m dBuV dB/m dB dB cm deg 1 5098.40 41.93 54.00 -12.07 30.35 36.62 8.44 33.48 265 360 AVERAGE	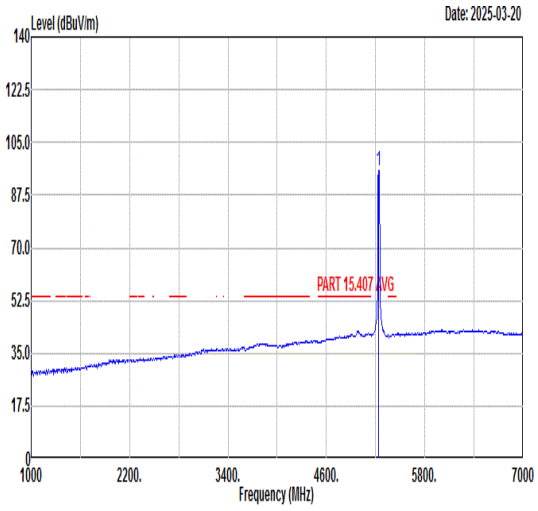 Freq Level Limit Line Margin (dB) Read Level Ant Factor Cable Loss Preamp Factor APos TPos Remark MHz dBuV/m dBuV/m dBuV dB/m dB dB cm deg 1 5240.00 95.88 ------ ------ 84.01 36.51 8.81 33.45 265 360 AVERAGE

Mode	12	
	Band Edge - R	
	U-NII-1_5.15-5.25_802.11ax HE20_CH48_5240MHz	
ANT	CDD8+9	
Pol.	Horizontal	Fundamental
Peak	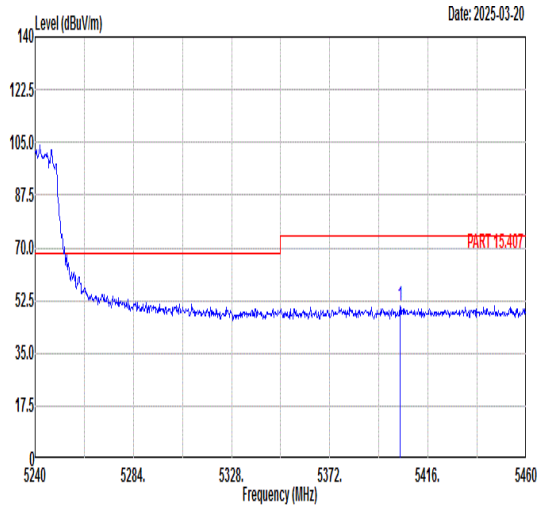 Freq Level Limit Line Margin (dB) Read Level Ant Factor Cable Loss Preamp Factor APos TPos Remark MHz dBuV/m dBuV/m dBuV dB/m dB dB cm deg 1 5403.46 50.67 74.00 -23.33 38.07 36.38 9.64 33.42 265 360 PEAK	Blank
Avg	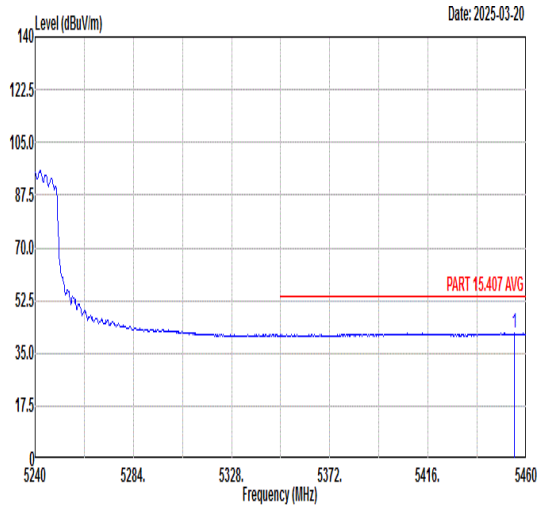 Freq Level Limit Line Margin (dB) Read Level Ant Factor Cable Loss Preamp Factor APos TPos Remark MHz dBuV/m dBuV/m dBuV dB/m dB dB cm deg 1 5454.72 41.65 54.00 -12.35 29.04 36.34 9.68 33.41 265 360 AVERAGE	Blank

Mode	12
	Band Edge - L
	U-NII-1_5.15-5.25_802.11ax HE20_CH48_5240MHz
ANT	CDD8+9

Pol.	Vertical	Fundamental
Peak	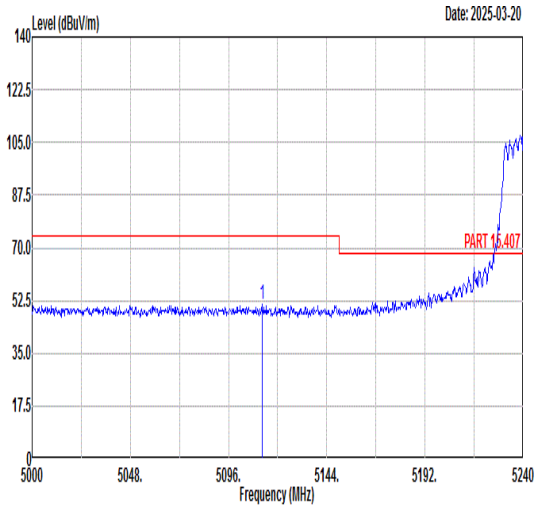 Freq Level Limit Line Margin (dB) Read Level Ant Factor Cable Loss Preamp Factor APos TPos Remark MHz dBuV/m dBuV/m dBuV dB/m dB dB cm deg 1 5112.32 51.44 74.00 -22.56 39.84 36.61 8.47 33.48 226 103 PEAK	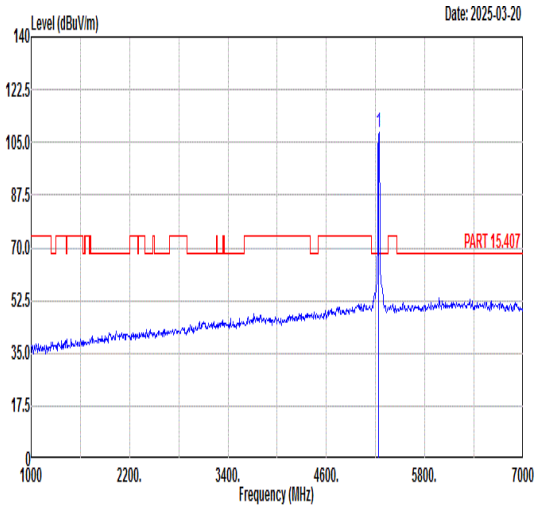 Freq Level Limit Line Margin (dB) Read Level Ant Factor Cable Loss Preamp Factor APos TPos Remark MHz dBuV/m dBuV/m dBuV dB/m dB dB cm deg 1 5240.00 108.36 ------ ------ 96.49 36.51 8.81 33.45 226 103 PEAK
Avg	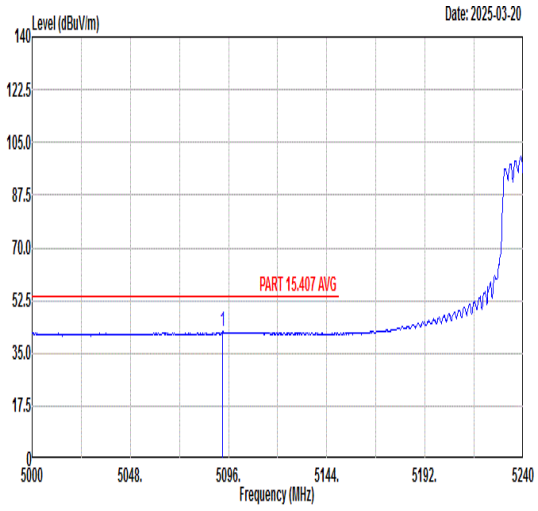 Freq Level Limit Line Margin (dB) Read Level Ant Factor Cable Loss Preamp Factor APos TPos Remark MHz dBuV/m dBuV/m dBuV dB/m dB dB cm deg 1 5093.12 42.15 54.00 -11.85 30.57 36.63 8.43 33.48 226 103 AVERAGE	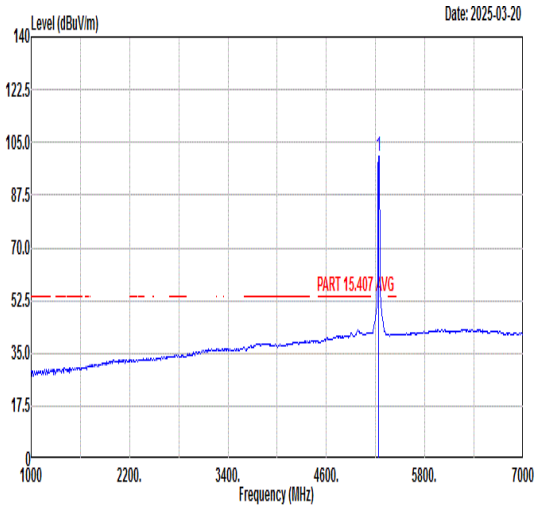 Freq Level Limit Line Margin (dB) Read Level Ant Factor Cable Loss Preamp Factor APos TPos Remark MHz dBuV/m dBuV/m dBuV dB/m dB dB cm deg 1 5240.00 100.19 ------ ------ 88.36 36.51 8.77 33.45 226 103 AVERAGE

Mode	12	
	Band Edge - R	
	U-NII-1_5.15-5.25_802.11ax HE20_CH48_5240MHz	
ANT	CDD8+9	
Pol.	Vertical	Fundamental
Peak	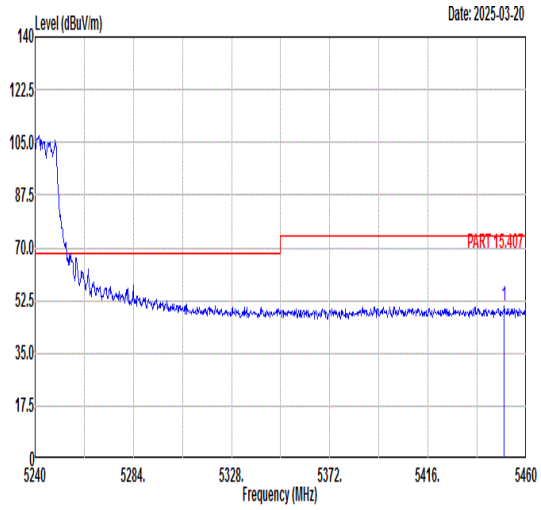 Freq Level Limit Line Margin (dB) Read Level Ant Factor Cable Loss Preamp Factor APos TPos Remark MHz dBuV/m dBuV/m dBuV dB/m dB dB cm deg 1 5450.10 50.62 74.00 -23.38 38.01 36.34 9.68 33.41 226 103 PEAK	Blank
Avg	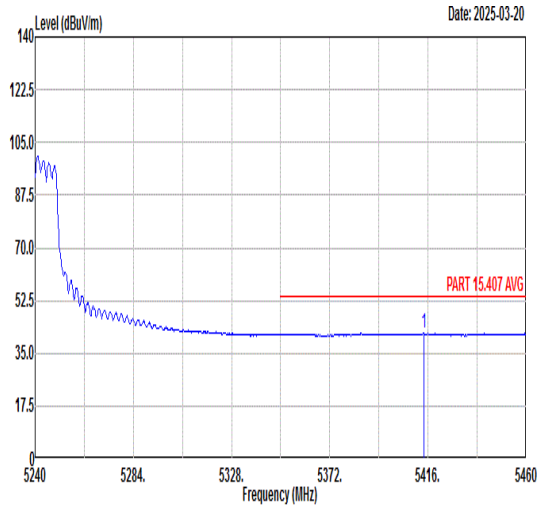 Freq Level Limit Line Margin (dB) Read Level Ant Factor Cable Loss Preamp Factor APos TPos Remark MHz dBuV/m dBuV/m dBuV dB/m dB dB cm deg 1 5414.02 41.59 54.00 -12.41 28.98 36.37 9.66 33.42 226 103 AVERAGE	Blank

Mode	12	
	Harmonic	
	U-NII-1_5.15-5.25_802.11ax HE20_CH48_5240MHz	
ANT	CDD8+9	
Pol.	Horizontal	Vertical
Peak Avg	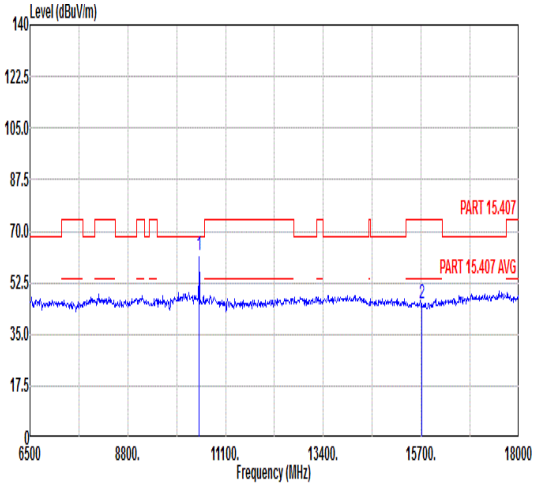 Freq Level Limit Line Margin Read Level Ant Factor Cable Loss Preamp Factor APos TPos Remark MHz dBuV/m dBuV/m dB dBuV dB/m dB dB cm deg 1 10480.00 61.92 68.30 -6.38 74.98 38.50 12.15 63.71 206 348 Peak 2 15720.00 45.47 74.00 -28.53 53.88 41.43 14.66 64.50 --- --- Peak	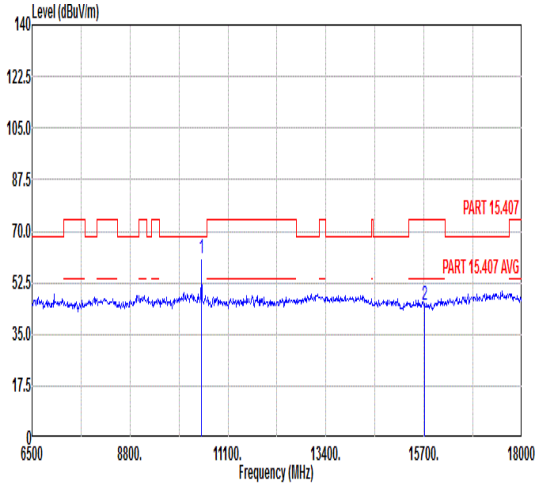 Freq Level Limit Line Margin Read Level Ant Factor Cable Loss Preamp Factor APos TPos Remark MHz dBuV/m dBuV/m dB dBuV dB/m dB dB cm deg 1 10480.00 60.49 68.30 -7.81 73.55 38.50 12.15 63.71 398 352 Peak 2 15720.00 44.91 74.00 -29.09 53.32 41.43 14.66 64.50 --- --- Peak

Mode	13	
	Band Edge - L	
	U-NII-2A_5.25-5.35_802.11ax HE20_CH52_5260MHz	
ANT	CDD8+9	
Pol.	Horizontal	Fundamental
Peak	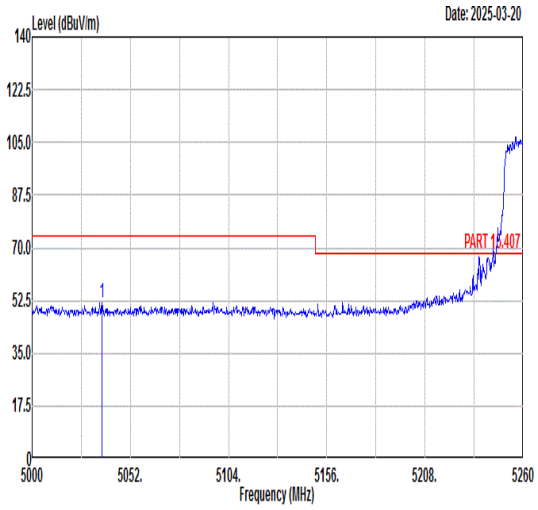 Freq Level Limit Line Margin (dB) Read Level Ant Factor Cable Loss Preamp Factor APos TPos Remark MHz dBuV/m dBuV/m dBuV dB/m dB dB cm deg 1 5036.92 52.03 74.00 -21.97 40.52 36.67 8.33 33.49 328 35 PEAK	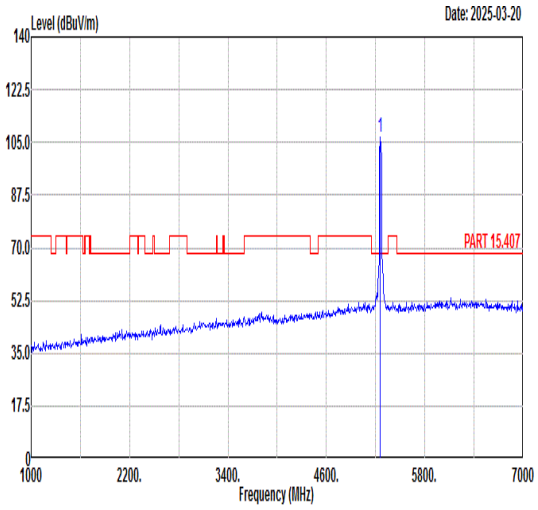 Freq Level Limit Line Margin (dB) Read Level Ant Factor Cable Loss Preamp Factor APos TPos Remark MHz dBuV/m dBuV/m dBuV dB/m dB dB cm deg 1 5260.00 106.83 ------ ------ 94.89 36.49 8.90 33.45 328 35 PEAK
Avg	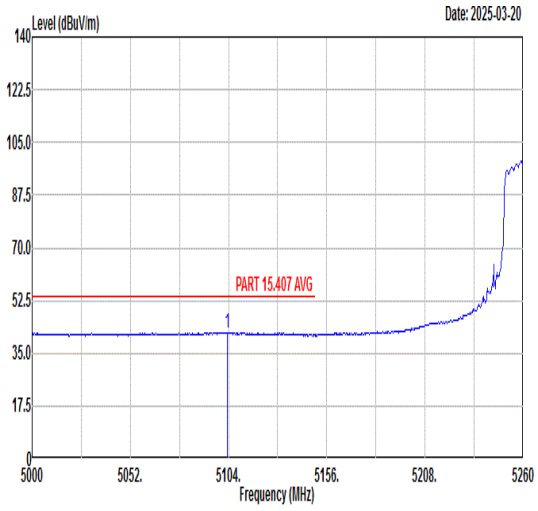 Freq Level Limit Line Margin (dB) Read Level Ant Factor Cable Loss Preamp Factor APos TPos Remark MHz dBuV/m dBuV/m dBuV dB/m dB dB cm deg 1 5103.22 41.93 54.00 -12.07 30.34 36.62 8.45 33.48 328 35 AVERAGE	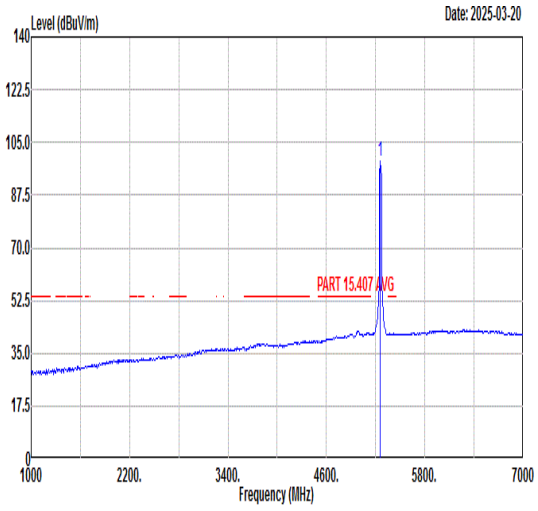 Freq Level Limit Line Margin (dB) Read Level Ant Factor Cable Loss Preamp Factor APos TPos Remark MHz dBuV/m dBuV/m dBuV dB/m dB dB cm deg 1 5260.00 98.59 ------ ------ 86.65 36.49 8.90 33.45 328 35 AVERAGE

Mode	13	
	Band Edge - R	
	U-NII-2A_5.25-5.35_802.11ax HE20_CH52_5260MHz	
ANT	CDD8+9	
Pol.	Horizontal	Fundamental
Peak	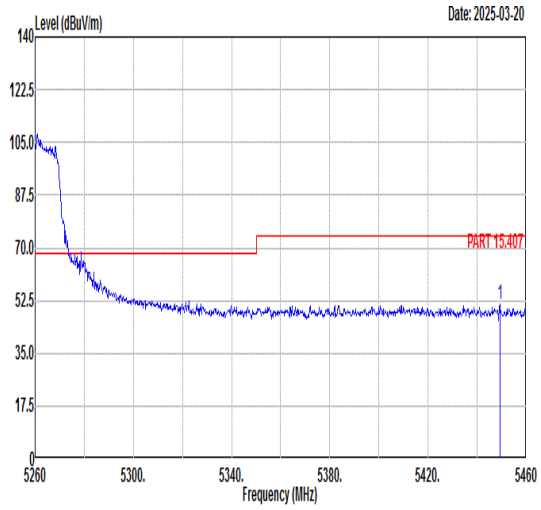 Freq Level Limit Line Margin (dB) Read Level Ant Factor Cable Loss Preamp Factor APos TPos Remark MHz dBuV/m dBuV/m dBuV dB/m dB dB cm deg 1 5449.20 51.25 74.00 -22.75 38.64 36.34 9.68 33.41 328 35 PEAK	Blank
Avg	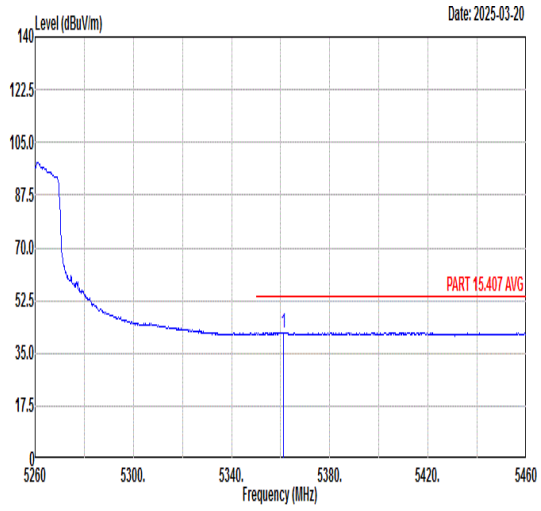 Freq Level Limit Line Margin (dB) Read Level Ant Factor Cable Loss Preamp Factor APos TPos Remark MHz dBuV/m dBuV/m dBuV dB/m dB dB cm deg 1 5361.00 41.91 54.00 -12.09 29.51 36.41 9.42 33.43 328 35 AVERAGE	Blank

Mode	13	
	Band Edge - L	
	U-NII-2A_5.25-5.35_802.11ax HE20_CH52_5260MHz	
ANT	CDD8+9	
Pol.	Vertical	Fundamental
Peak	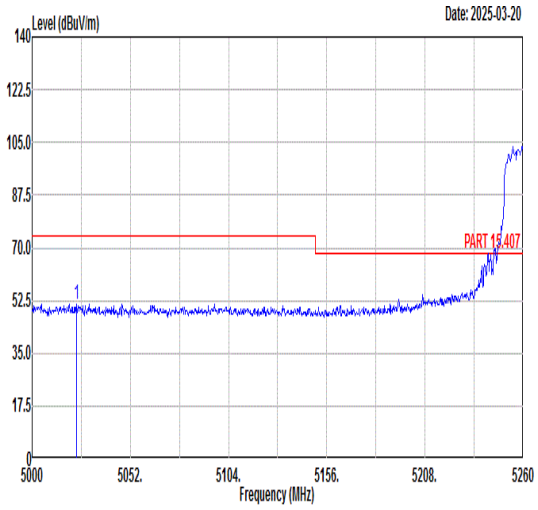 Freq Level Limit Line Margin (dB) Read Level Ant Factor Cable Loss Preamp Factor APos TPos Remark 1 5023.40 51.49 74.00 -22.51 40.01 36.68 8.30 33.50 100 255 PEAK	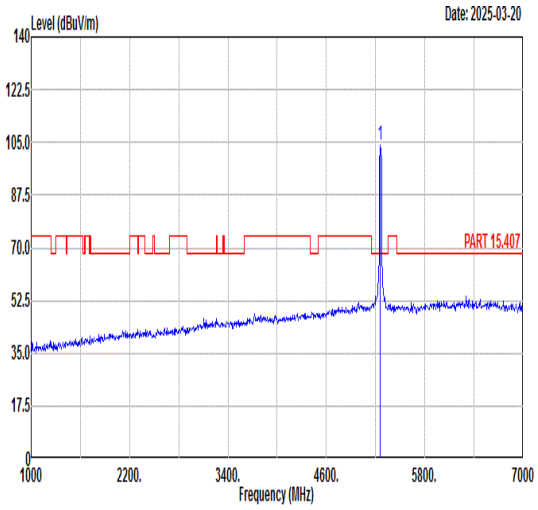 Freq Level Limit Line Margin (dB) Read Level Ant Factor Cable Loss Preamp Factor APos TPos Remark 1 5260.00 104.05 ------ ------ 92.11 36.49 8.90 33.45 100 255 PEAK
Avg	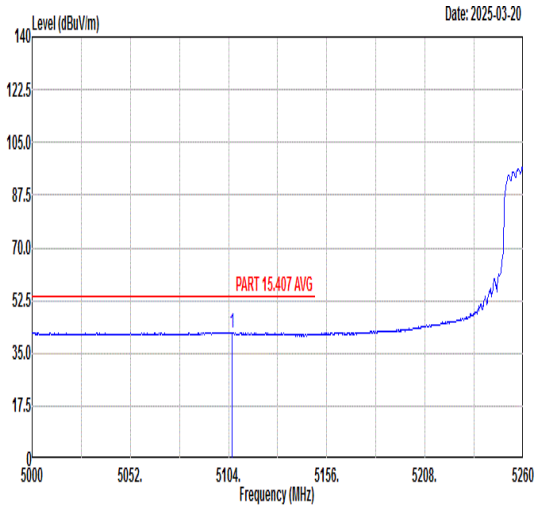 Freq Level Limit Line Margin (dB) Read Level Ant Factor Cable Loss Preamp Factor APos TPos Remark 1 5105.82 41.90 54.00 -12.10 30.31 36.62 8.45 33.48 100 255 AVERAGE	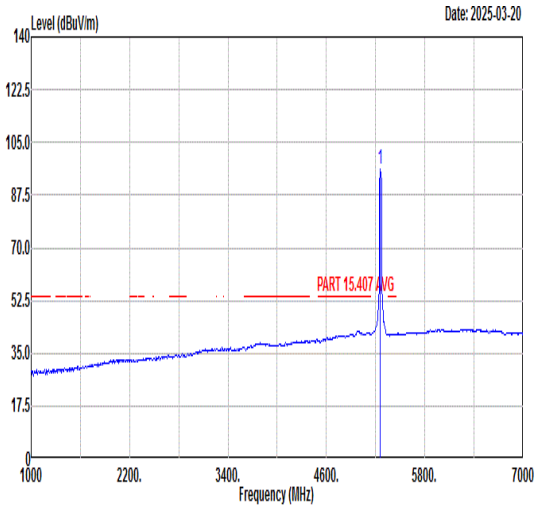 Freq Level Limit Line Margin (dB) Read Level Ant Factor Cable Loss Preamp Factor APos TPos Remark 1 5260.00 96.26 ------ ------ 84.32 36.49 8.90 33.45 100 255 AVERAGE

Mode	13	
	Band Edge - R	
	U-NII-2A_5.25-5.35_802.11ax HE20_CH52_5260MHz	
ANT	CDD8+9	
Pol.	Vertical	Fundamental
Peak	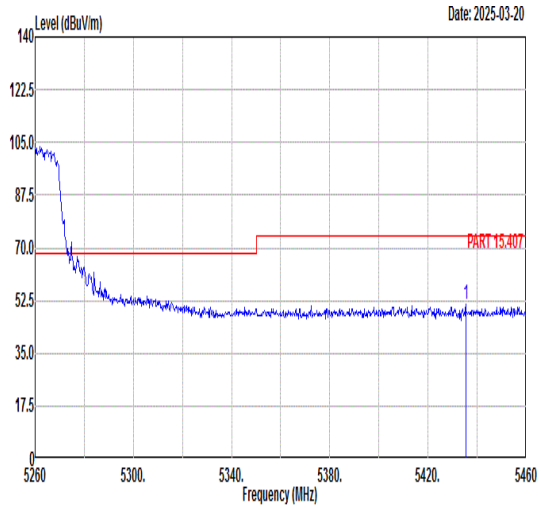 Freq Level Limit Line Margin (dB) Read Level Ant Factor Cable Loss Preamp Factor APos TPos Remark MHz dBuV/m dBuV/m dBuV dB/m dB dB cm deg 1 5435.40 51.10 74.00 -22.90 38.49 36.35 9.67 33.41 100 255 PEAK	Blank
Avg	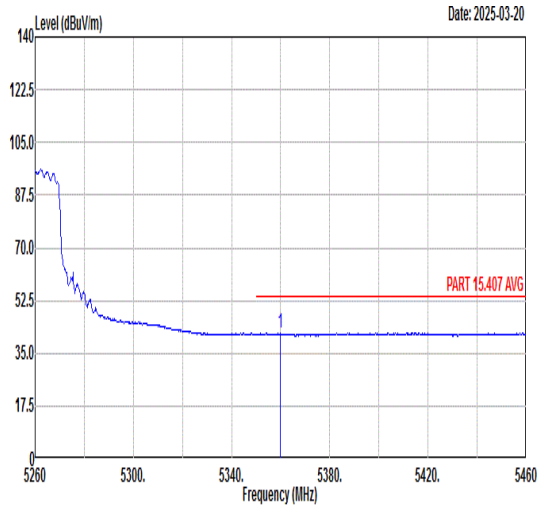 Freq Level Limit Line Margin (dB) Read Level Ant Factor Cable Loss Preamp Factor APos TPos Remark MHz dBuV/m dBuV/m dBuV dB/m dB dB cm deg 1 5359.80 41.72 54.00 -12.28 29.32 36.41 9.42 33.43 100 255 AVERAGE	Blank

Mode	13	
	Harmonic	
	U-NII-2A_5.25-5.35_802.11ax HE20_CH52_5260MHz	
ANT	CDD8+9	
Pol.	Horizontal	Vertical
Peak Avg	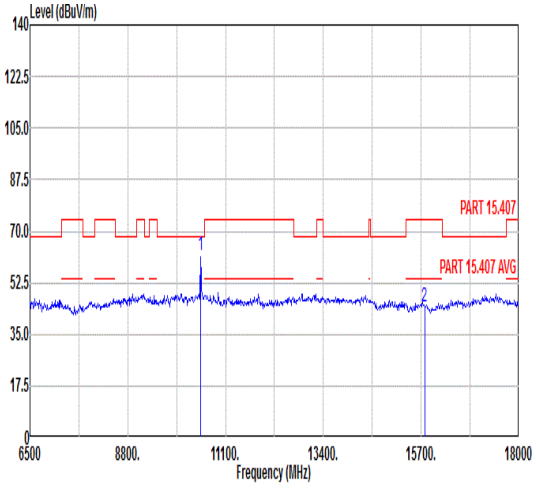 Freq Level Limit Line Margin Read Level Ant Factor Cable Loss Preamp Factor APos TPos Remark MHz dBuV/m dBuV/m dB dBuV dB/m dB dB cm deg 1 10520.00 61.91 68.30 -6.39 74.92 38.50 12.18 63.69 191 354 Peak 2 15780.00 44.47 74.00 -29.53 52.86 41.47 14.69 64.55 --- --- Peak	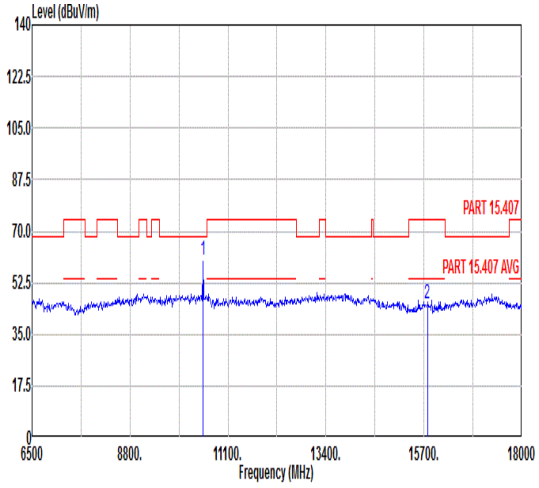 Freq Level Limit Line Margin Read Level Ant Factor Cable Loss Preamp Factor APos TPos Remark MHz dBuV/m dBuV/m dB dBuV dB/m dB dB cm deg 1 10520.00 60.37 68.30 -7.93 73.38 38.50 12.18 63.69 394 338 Peak 2 15780.00 45.50 74.00 -28.50 53.89 41.47 14.69 64.55 --- --- Peak

Mode	14	
	Harmonic	
	U-NII-2A_5.25-5.35_802.11ax HE20_CH60_5300MHz	
ANT	CDD8+9	
Pol.	Horizontal	Vertical
Peak Avg	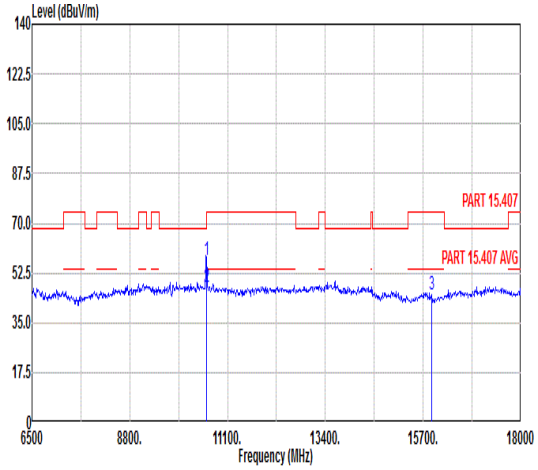 Freq Level Limit Line Margin Read Level Ant Factor Cable Loss Preamp Factor APos TPos Remark MHz dBuV/m dBuV/m dB dBuV dB/m dB dB cm deg 1 10600.00 57.02 74.00 -16.98 69.93 38.52 12.23 63.66 207 360 Peak 2 10600.00 47.53 54.00 -6.47 60.44 38.52 12.23 63.66 207 360 Average 3 15900.00 44.80 74.00 -29.20 53.14 41.54 14.75 64.63 --- --- Peak	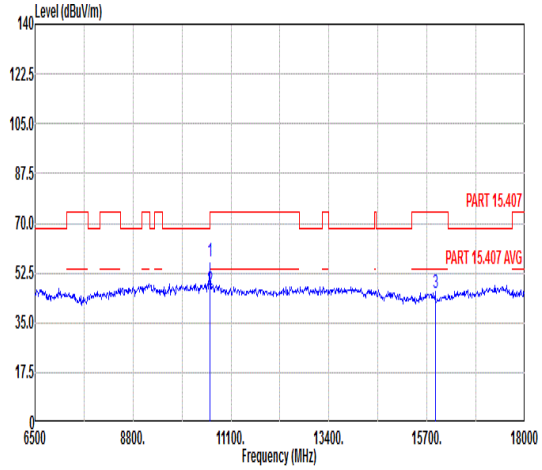 Freq Level Limit Line Margin Read Level Ant Factor Cable Loss Preamp Factor APos TPos Remark MHz dBuV/m dBuV/m dB dBuV dB/m dB dB cm deg 1 10600.00 56.73 74.00 -17.27 69.64 38.52 12.23 63.66 400 331 Peak 2 10600.00 46.56 54.00 -7.44 59.47 38.52 12.23 63.66 400 331 Average 3 15900.00 45.44 74.00 -28.56 53.78 41.54 14.75 64.63 --- --- Peak

Mode	15	
	Band Edge	
	U-NII-2A_5.25-5.35_802.11ax HE20_CH64_5320MHz	
ANT	CDD8+9	
Pol.	Horizontal	Fundamental
Peak	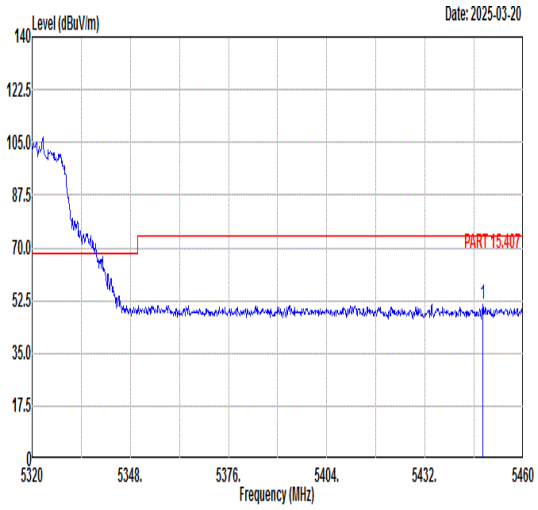 Freq Level Limit Line Margin (dB) Read Level Ant Factor Cable Loss Preamp Factor APos TPos Remark MHz dBuV/m dBuV/m dBuV dB/m dB dB cm deg 1 5448.38 51.20 74.00 -22.80 38.59 36.34 9.68 33.41 300 31 PEAK	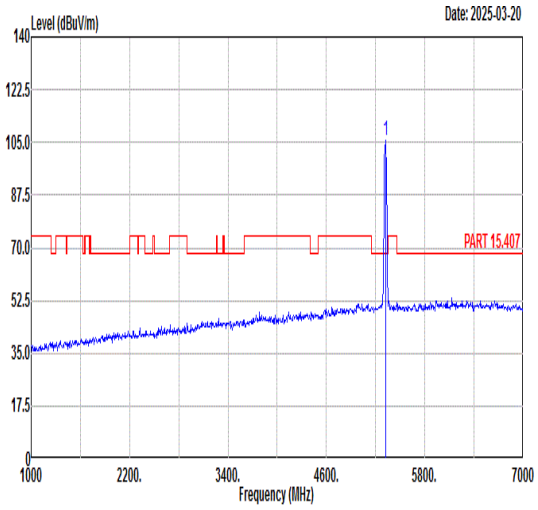 Freq Level Limit Line Margin (dB) Read Level Ant Factor Cable Loss Preamp Factor APos TPos Remark MHz dBuV/m dBuV/m dBuV dB/m dB dB cm deg 1 5320.00 105.61 ------ ------ 93.40 36.44 9.21 33.44 300 31 PEAK
Avg	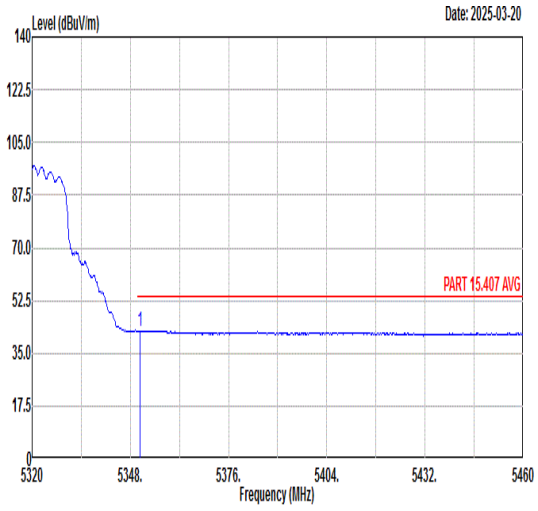 Freq Level Limit Line Margin (dB) Read Level Ant Factor Cable Loss Preamp Factor APos TPos Remark MHz dBuV/m dBuV/m dBuV dB/m dB dB cm deg 1 5350.80 42.44 54.00 -11.56 30.08 36.42 9.37 33.43 300 31 AVERAGE	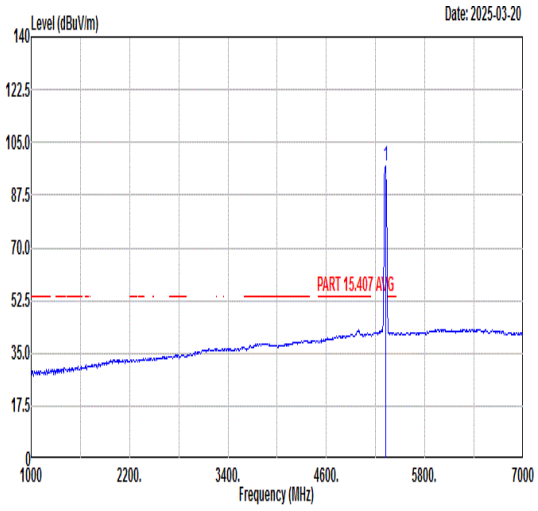 Freq Level Limit Line Margin (dB) Read Level Ant Factor Cable Loss Preamp Factor APos TPos Remark MHz dBuV/m dBuV/m dBuV dB/m dB dB cm deg 1 5320.00 97.09 ------ ------ 84.88 36.44 9.21 33.44 300 31 AVERAGE

Mode	15	
	Band Edge	
	U-NII-2A_5.25-5.35_802.11ax HE20_CH64_5320MHz	
ANT	CDD8+9	
Pol.	Vertical	Fundamental
Peak	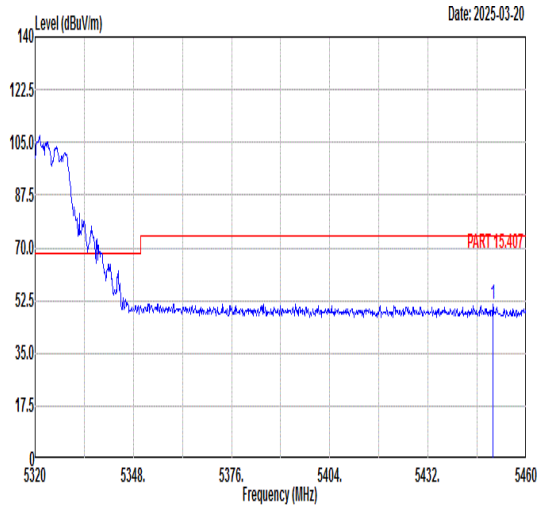 Freq Level Limit Line Margin (dB) Read Level Ant Factor Cable Loss Preamp Factor APos TPos Remark 1 5450.48 51.47 74.00 -22.53 38.86 36.34 9.68 33.41 300 95 PEAK	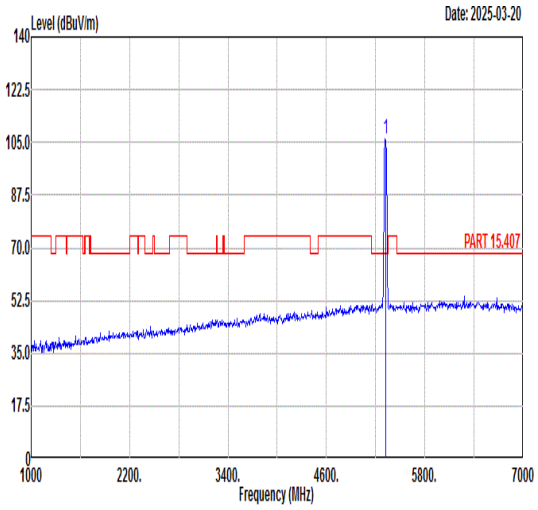 Freq Level Limit Line Margin (dB) Read Level Ant Factor Cable Loss Preamp Factor APos TPos Remark 1 5320.00 106.32 ------ ------ 94.13 36.45 9.18 33.44 300 95 PEAK
Avg	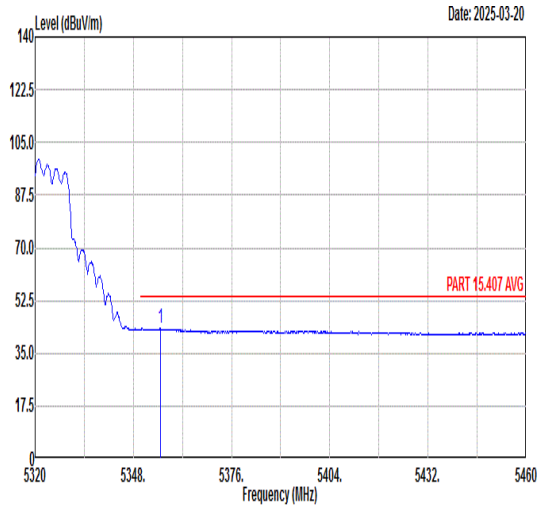 Freq Level Limit Line Margin (dB) Read Level Ant Factor Cable Loss Preamp Factor APos TPos Remark 1 5355.84 43.37 54.00 -10.63 30.98 36.42 9.40 33.43 300 95 AVERAGE	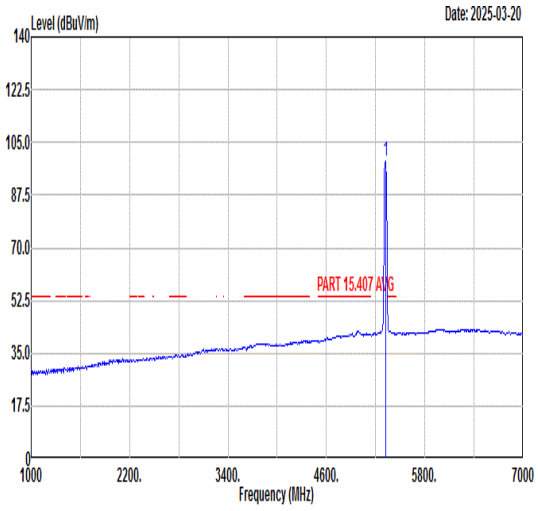 Freq Level Limit Line Margin (dB) Read Level Ant Factor Cable Loss Preamp Factor APos TPos Remark 1 5320.00 99.00 ------ ------ 86.79 36.44 9.21 33.44 300 95 AVERAGE

Mode	15	
	Harmonic	
	U-NII-2A_5.25-5.35_802.11ax HE20_CH64_5320MHz	
ANT	CDD8+9	
Pol.	Horizontal	Vertical
Peak Avg	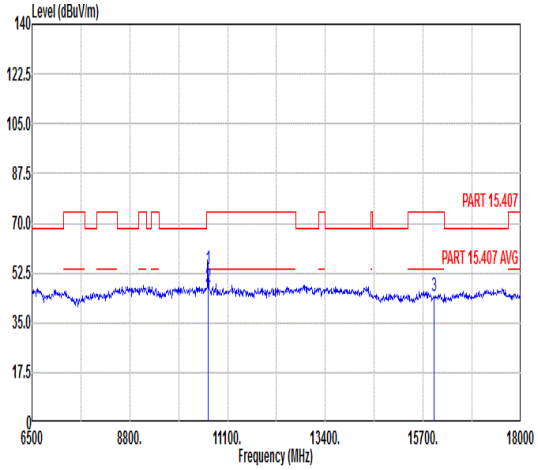 Freq Level Limit Line Margin Read Level Ant Factor Cable Loss Preamp Factor APos TPos Remark MHz dBuV/m dBuV/m dB dBuV dB/m dB dB cm deg 1 10640.00 54.01 74.00 -19.99 66.86 38.53 12.26 63.64 180 354 Peak 2 10640.00 47.31 54.00 -6.69 60.16 38.53 12.26 63.64 180 354 Average 3 15960.00 44.12 74.00 -29.88 52.44 41.58 14.77 64.67 --- --- Peak	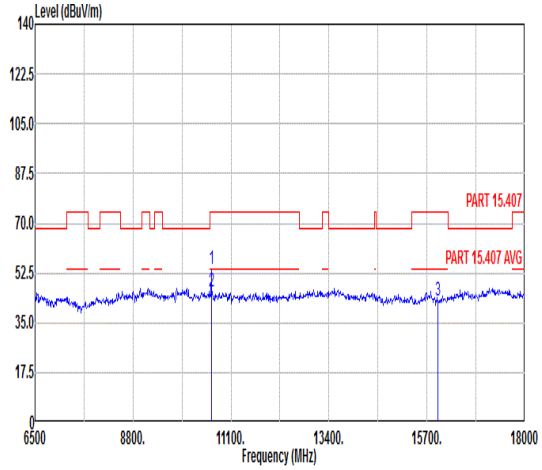 Freq Level Limit Line Margin Read Level Ant Factor Cable Loss Preamp Factor APos TPos Remark MHz dBuV/m dBuV/m dB dBuV dB/m dB dB cm deg 1 10640.00 53.67 74.00 -20.33 66.52 38.53 12.26 63.64 400 352 Peak 2 10640.00 45.77 54.00 -8.23 58.62 38.53 12.26 63.64 400 352 Average 3 15960.00 42.65 74.00 -31.35 50.97 41.58 14.77 64.67 --- --- Peak

Mode	16	
	Band Edge	
	U-NII-2C_5.47-5.725_802.11ax HE20_CH100_5500MHz	
ANT	CDD8+9	
Pol.	Horizontal	Fundamental
Peak	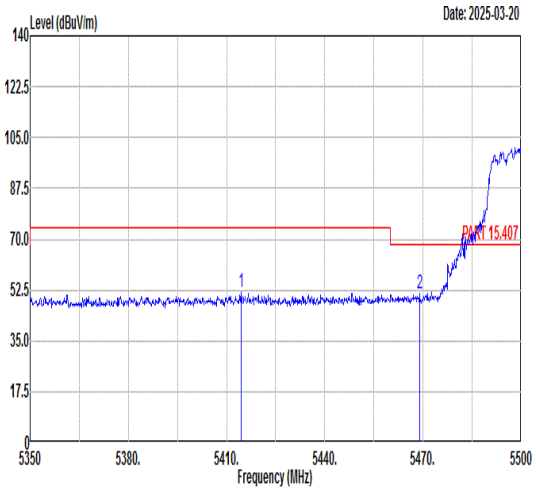 Freq Level Limit Line Margin (dB) Read Level Ant Factor Cable Loss Preamp Factor APos TPos Remark 1 5414.35 51.89 74.00 -22.11 39.28 36.37 9.66 33.42 240 31 PEAK 2 5468.95 51.16 68.30 -17.14 38.56 36.32 9.69 33.41 240 31 PEAK	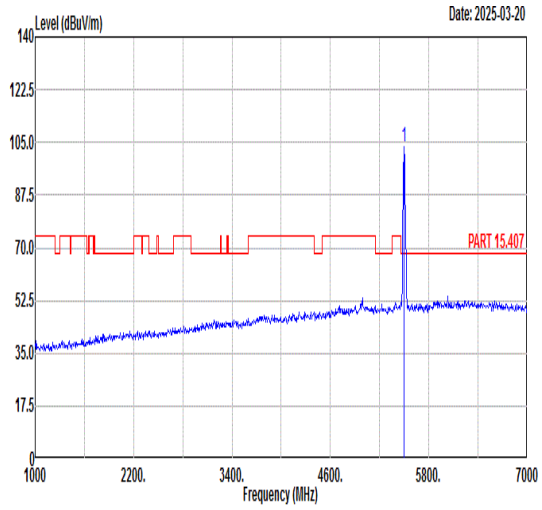 Freq Level Limit Line Margin (dB) Read Level Ant Factor Cable Loss Preamp Factor APos TPos Remark 1 5500.00 103.40 ------ ------ 90.79 36.30 9.71 33.40 240 31 PEAK
Avg	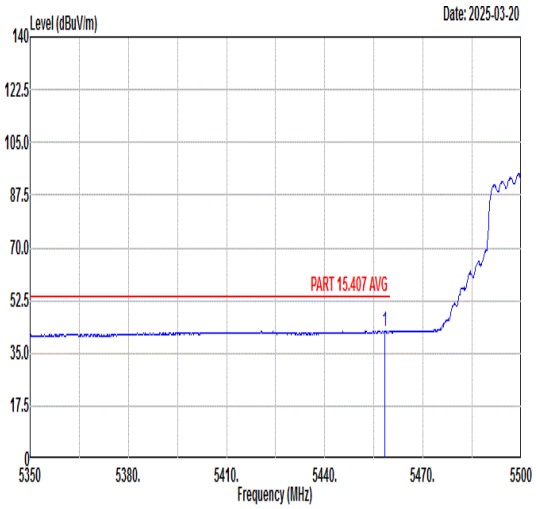 Freq Level Limit Line Margin (dB) Read Level Ant Factor Cable Loss Preamp Factor APos TPos Remark 1 5458.30 42.34 54.00 -11.66 29.73 36.33 9.69 33.41 240 31 AVERAGE	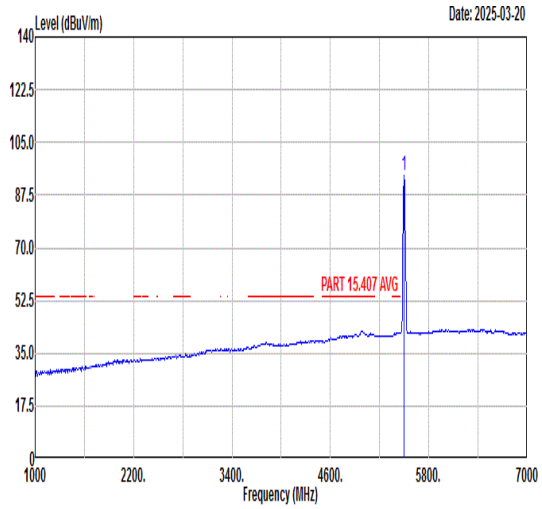 Freq Level Limit Line Margin (dB) Read Level Ant Factor Cable Loss Preamp Factor APos TPos Remark 1 5500.00 94.10 ------ ------ 81.49 36.30 9.71 33.40 240 31 AVERAGE

Mode	16	
	Band Edge	
	U-NII-2C_5.47-5.725_802.11ax HE20_CH100_5500MHz	
ANT	CDD8+9	
Pol.	Vertical	Fundamental
Peak	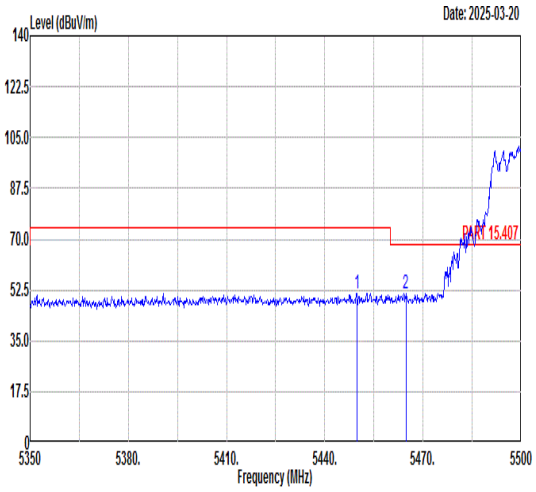 Freq Level Limit Line Margin (dB) Read Level Ant Factor Cable Loss Preamp Factor APos TPos Remark MHz dBuV/m dBuV/m dBuV dB/m dB dB cm deg 1 5449.75 51.30 74.00 -22.70 38.69 36.34 9.68 33.41 306 252 PEAK 2 5464.75 51.49 68.30 -16.81 38.88 36.33 9.69 33.41 306 252 PEAK	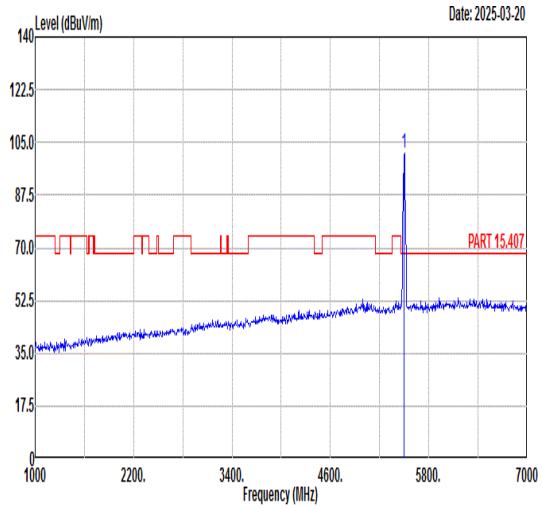 Freq Level Limit Line Margin (dB) Read Level Ant Factor Cable Loss Preamp Factor APos TPos Remark MHz dBuV/m dBuV/m dBuV dB/m dB dB cm deg 1 5500.00 101.64 ------ ------ 89.02 36.31 9.71 33.40 306 252 PEAK
Avg	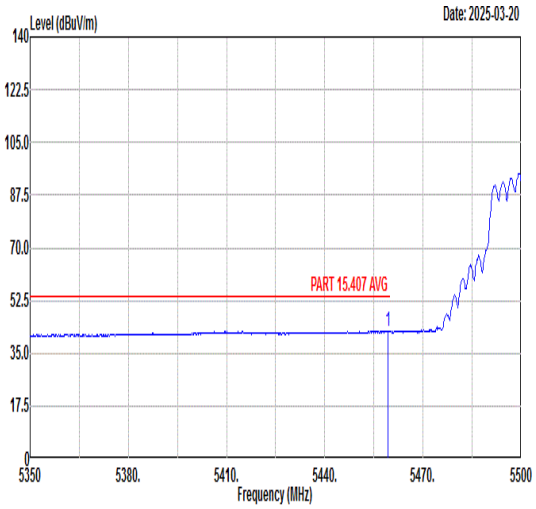 Freq Level Limit Line Margin (dB) Read Level Ant Factor Cable Loss Preamp Factor APos TPos Remark MHz dBuV/m dBuV/m dBuV dB/m dB dB cm deg 1 5459.35 42.37 54.00 -11.63 29.76 36.33 9.69 33.41 306 252 AVERAGE	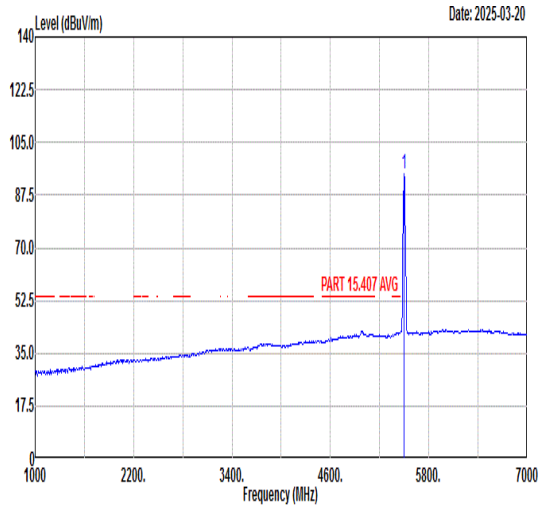 Freq Level Limit Line Margin (dB) Read Level Ant Factor Cable Loss Preamp Factor APos TPos Remark MHz dBuV/m dBuV/m dBuV dB/m dB dB cm deg 1 5500.00 94.49 ------ ------ 81.88 36.30 9.71 33.40 306 252 AVERAGE

Mode	16	
	Harmonic	
	U-NII-2C_5.47-5.725_802.11ax HE20_CH100_5500MHz	
ANT	CDD8+9	
Pol.	Horizontal	Vertical
Peak Avg	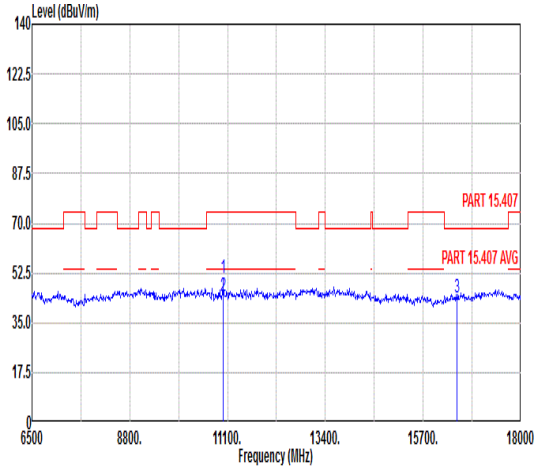 Freq Level Limit Line Margin Read Level Ant Factor Cable Loss Preamp Factor APos TPos Remark MHz dBuV/m dBuV/m dB dBuV dB/m dB dB cm deg 1 11000.00 50.75 74.00 -23.25 63.13 38.60 12.52 63.50 218 351 Peak 2 11000.00 44.45 54.00 -9.55 56.83 38.60 12.52 63.50 218 351 Average 3 16500.00 43.88 68.30 -24.42 51.51 41.95 15.17 64.75 --- --- Peak	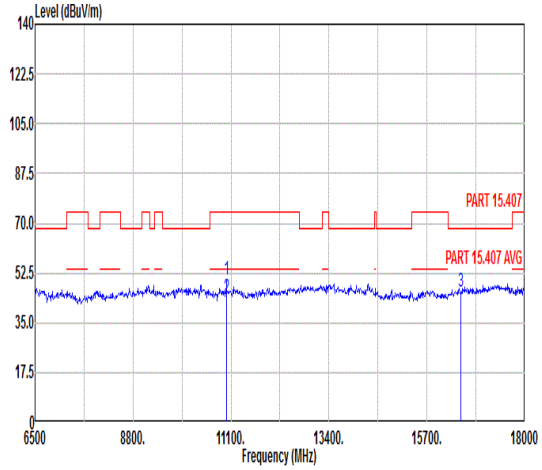 Freq Level Limit Line Margin Read Level Ant Factor Cable Loss Preamp Factor APos TPos Remark MHz dBuV/m dBuV/m dB dBuV dB/m dB dB cm deg 1 11000.00 50.01 74.00 -23.99 62.39 38.60 12.52 63.50 389 350 Peak 2 11000.00 44.01 54.00 -9.99 56.39 38.60 12.52 63.50 389 350 Average 3 16500.00 46.15 68.30 -22.15 53.78 41.95 15.17 64.75 --- --- Peak

Mode	17	
	Harmonic	
	U-NII-2C_5.47-5.725_802.11ax HE20_CH116_5580MHz	
ANT	CDD8+9	
Pol.	Horizontal	Vertical
Peak Avg	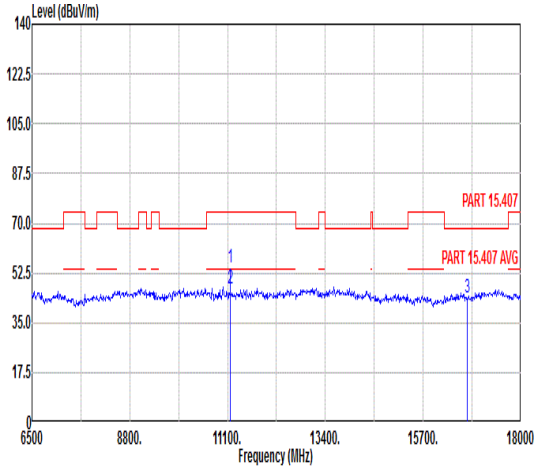 Freq Level Limit Line Margin Read Level Ant Factor Cable Loss Preamp Factor APos TPos Remark MHz dBuV/m dBuV/m dB dBuV dB/m dB dB cm deg 1 11160.00 54.39 74.00 -19.61 66.57 38.79 12.64 63.61 206 360 Peak 2 11160.00 46.83 54.00 -7.17 59.01 38.79 12.64 63.61 206 360 Average 3 16740.00 43.71 68.30 -24.59 51.01 42.12 15.35 64.77 --- --- Peak	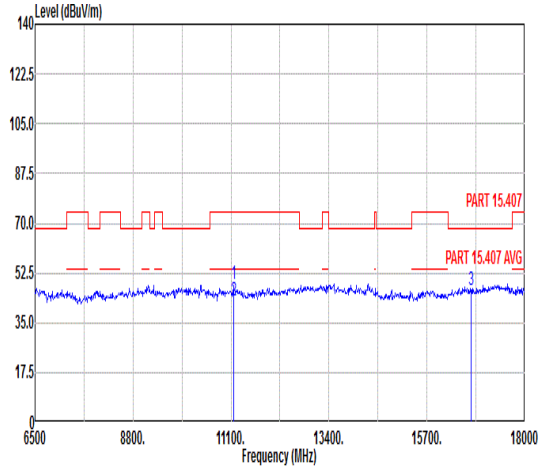 Freq Level Limit Line Margin Read Level Ant Factor Cable Loss Preamp Factor APos TPos Remark MHz dBuV/m dBuV/m dB dBuV dB/m dB dB cm deg 1 11160.00 48.84 74.00 -25.16 61.02 38.79 12.64 63.61 400 349 Peak 2 11160.00 42.54 54.00 -11.46 54.72 38.79 12.64 63.61 400 349 Average 3 16740.00 46.66 68.30 -21.64 53.96 42.12 15.35 64.77 --- --- Peak

Mode	18	
	Band Edge	
	U-NII-2C_5.47-5.725_802.11ax HE20_CH140_5700MHz	
ANT	CDD8+9	
Pol.	Horizontal	Fundamental
Peak	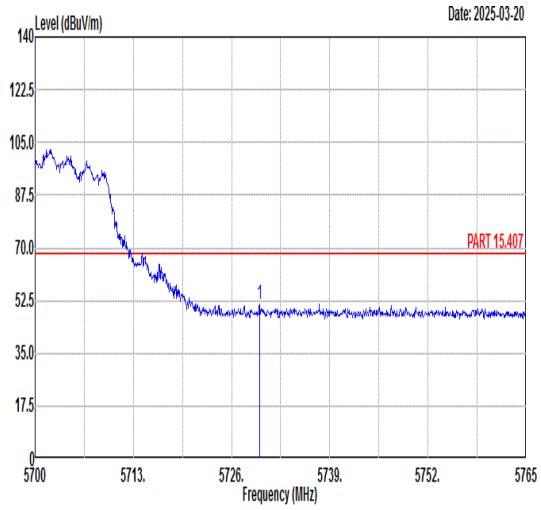 Freq Level Limit Line Margin (dB) Read Level Ant Factor Cable Loss Preamp Factor APos TPos Remark MHz dBuV/m dBuV/m dBuV dB/m dB dB cm deg 1 5729.71 51.15 68.30 -17.15 38.04 36.53 10.03 33.45 345 178 PEAK	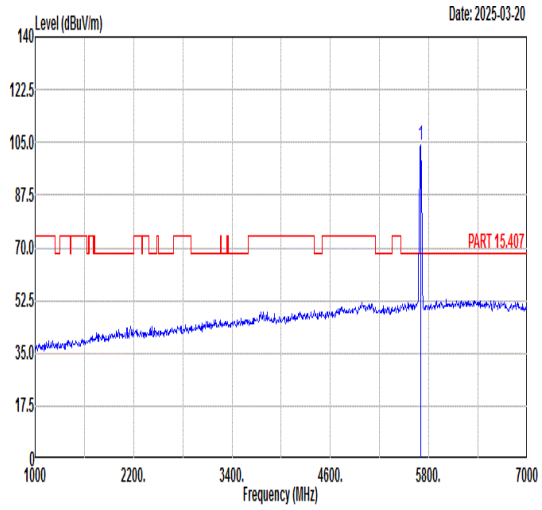 Freq Level Limit Line Margin (dB) Read Level Ant Factor Cable Loss Preamp Factor APos TPos Remark MHz dBuV/m dBuV/m dBuV dB/m dB dB cm deg 1 5700.00 104.07 ------ ------ 91.05 36.50 9.96 33.44 345 178 PEAK
Avg	Blank	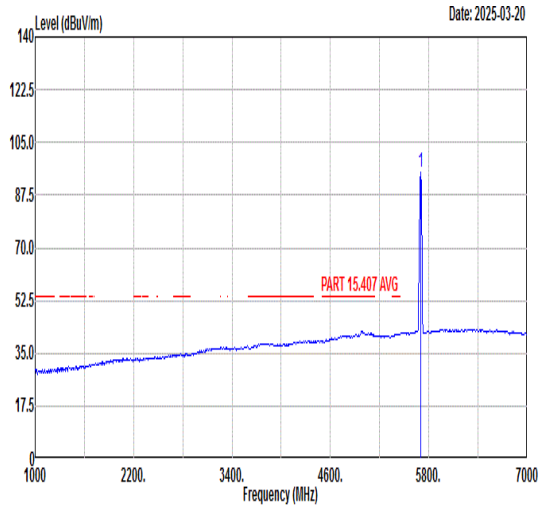 Freq Level Limit Line Margin (dB) Read Level Ant Factor Cable Loss Preamp Factor APos TPos Remark MHz dBuV/m dBuV/m dBuV dB/m dB dB cm deg 1 5700.00 94.99 ------ ------ 81.97 36.50 9.96 33.44 345 178 AVERAGE

Mode	18	
	Band Edge	
	U-NII-2C_5.47-5.725_802.11ax HE20_CH140_5700MHz	
ANT	CDD8+9	
Pol.	Vertical	Fundamental
Peak	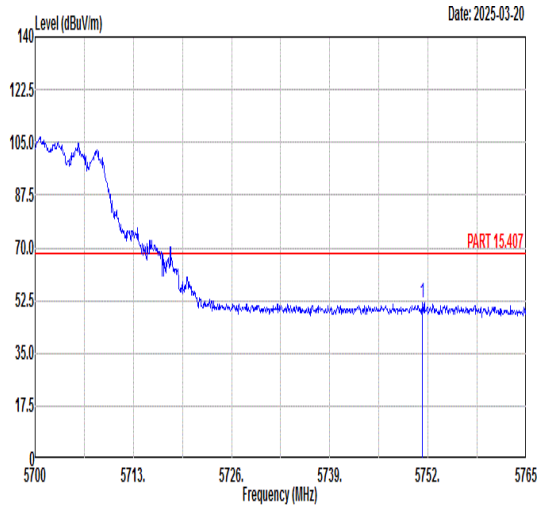 Freq Level Limit Line Margin (dB) Read Level Ant Factor Cable Loss Preamp Factor APos TPos Remark MHz dBuV/m dBuV/m dBuV dB/m dB dB cm deg 1 5751.29 51.98 68.30 -16.32 38.81 36.55 10.07 33.45 327 267 PEAK	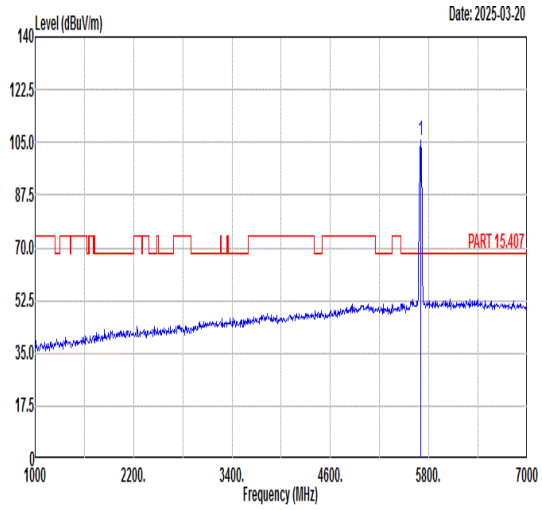 Freq Level Limit Line Margin (dB) Read Level Ant Factor Cable Loss Preamp Factor APos TPos Remark MHz dBuV/m dBuV/m dBuV dB/m dB dB cm deg 1 5700.00 105.46 ------ ------ 92.44 36.50 9.96 33.44 327 267 PEAK
Avg	Blank	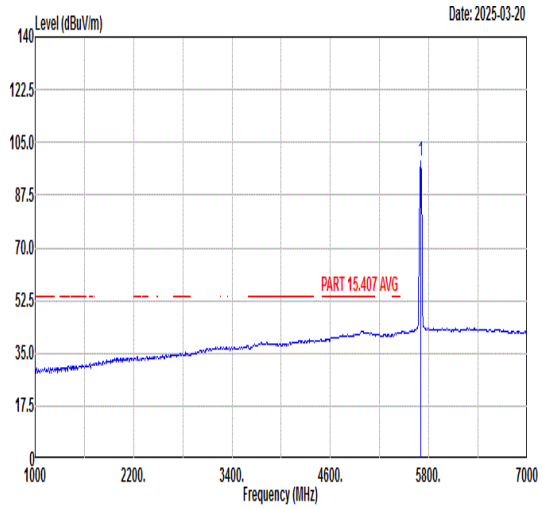 Freq Level Limit Line Margin (dB) Read Level Ant Factor Cable Loss Preamp Factor APos TPos Remark MHz dBuV/m dBuV/m dBuV dB/m dB dB cm deg 1 5700.00 98.58 ------ ------ 85.56 36.50 9.96 33.44 327 267 AVERAGE

Mode	18	
	Harmonic	
	U-NII-2C_5.47-5.725_802.11ax HE20_CH140_5700MHz	
ANT	CDD8+9	
Pol.	Horizontal	Vertical
Peak Avg	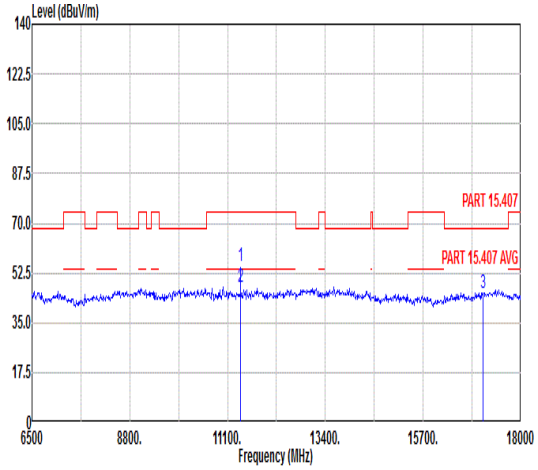 Freq Level Limit Line Margin Read Level Ant Factor Cable Loss Preamp Factor APos TPos Remark MHz dBuV/m dBuV/m dB dBuV dB/m dB dB cm deg 1 11400.00 54.71 74.00 -19.29 66.60 39.08 12.81 63.78 180 8 Peak 2 11400.00 47.69 54.00 -6.31 59.58 39.08 12.81 63.78 180 8 Average 3 17100.00 45.26 68.30 -23.04 52.14 42.41 15.62 64.91 --- --- Peak	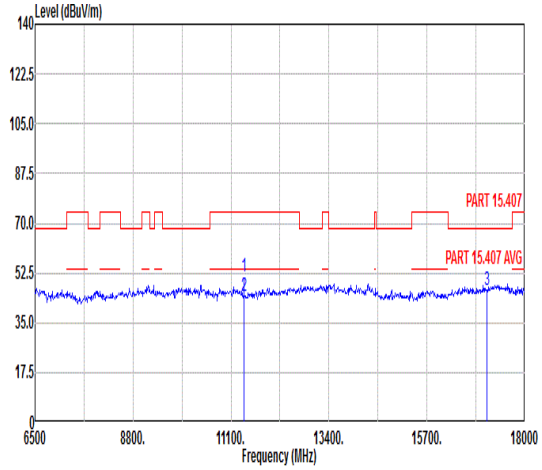 Freq Level Limit Line Margin Read Level Ant Factor Cable Loss Preamp Factor APos TPos Remark MHz dBuV/m dBuV/m dB dBuV dB/m dB dB cm deg 1 11400.00 51.38 74.00 -22.62 63.27 39.08 12.81 63.78 400 352 Peak 2 11400.00 44.48 54.00 -9.52 56.37 39.08 12.81 63.78 400 352 Average 3 17100.00 46.64 68.30 -21.66 53.52 42.41 15.62 64.91 --- --- Peak

Mode	19	
	Band Edge - L	
	U-NII-1_5.15-5.25_802.11ax HE40_CH38_5190MHz	
ANT	CDD8+9	
Pol.	Horizontal	Fundamental
Peak	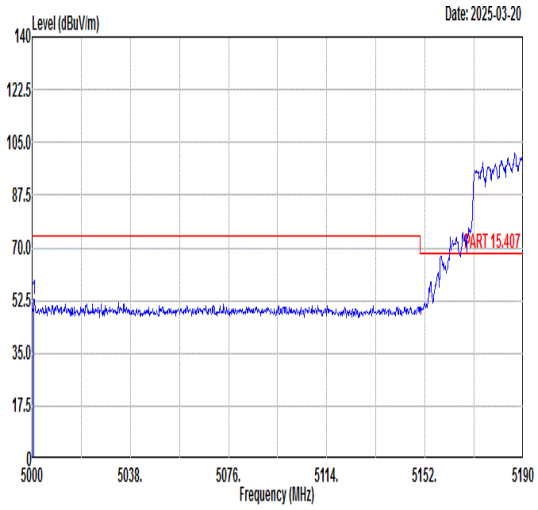 Freq Level Limit Line Margin (dB) Read Level Ant Factor Cable Loss Preamp Factor APos TPos Remark MHz dBuV/m dBuV/m dBuV dB/m dB dB cm deg 1 5000.76 52.75 74.00 -21.25 41.21 36.70 8.34 33.50 383 208 PEAK	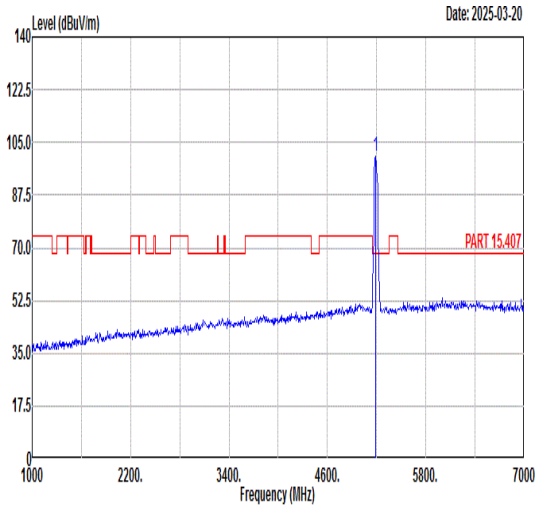 Freq Level Limit Line Margin (dB) Read Level Ant Factor Cable Loss Preamp Factor APos TPos Remark MHz dBuV/m dBuV/m dBuV dB/m dB dB cm deg 1 5190.00 100.39 ------ ------ 88.69 36.55 8.61 33.46 383 208 PEAK
Avg	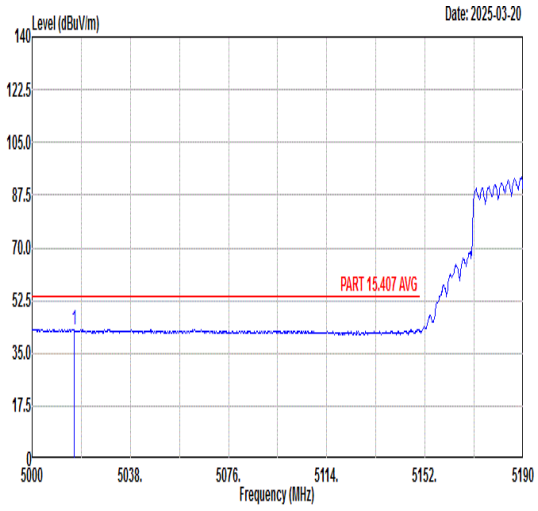 Freq Level Limit Line Margin (dB) Read Level Ant Factor Cable Loss Preamp Factor APos TPos Remark MHz dBuV/m dBuV/m dBuV dB/m dB dB cm deg 1 5016.15 42.96 54.00 -11.04 31.48 36.69 8.29 33.50 383 208 AVERAGE	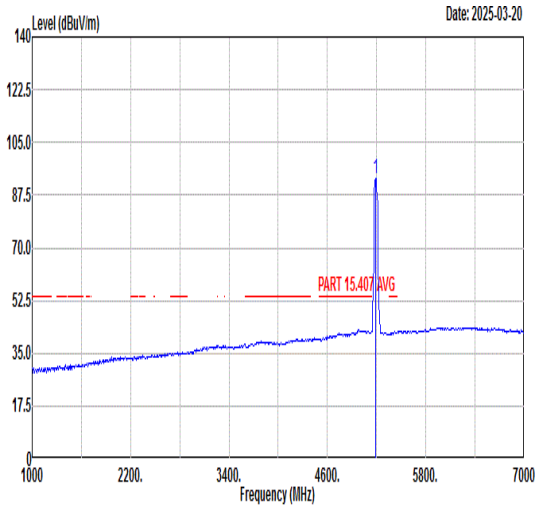 Freq Level Limit Line Margin (dB) Read Level Ant Factor Cable Loss Preamp Factor APos TPos Remark MHz dBuV/m dBuV/m dBuV dB/m dB dB cm deg 1 5190.00 93.18 ------ ------ 81.48 36.55 8.61 33.46 383 208 AVERAGE

Mode	19	
	Band Edge - R	
	U-NII-1_5.15-5.25_802.11ax HE40_CH38_5190MHz	
ANT	CDD8+9	
Pol.	Horizontal	Fundamental
Peak	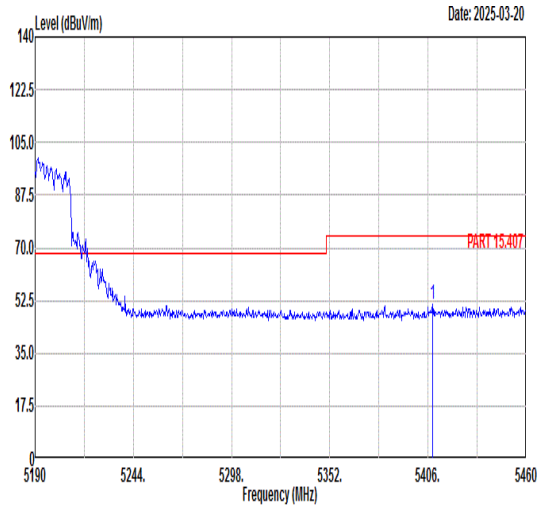 Freq Level Limit Line Margin (dB) Read Level Ant Factor Cable Loss Preamp Factor APos TPos Remark MHz dBuV/m dBuV/m dBuV dB/m dB dB cm deg 1 5408.70 51.40 74.00 -22.60 38.79 36.37 9.66 33.42 383 208 PEAK	Blank
Avg	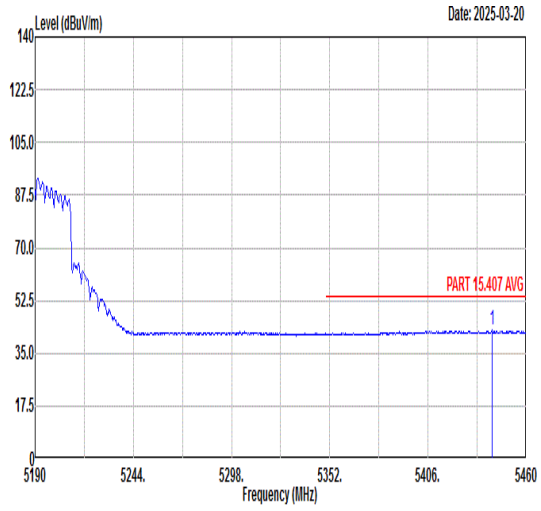 Freq Level Limit Line Margin (dB) Read Level Ant Factor Cable Loss Preamp Factor APos TPos Remark MHz dBuV/m dBuV/m dBuV dB/m dB dB cm deg 1 5441.10 42.77 54.00 -11.23 30.15 36.35 9.68 33.41 383 208 AVERAGE	Blank

Mode	19	
	Band Edge - L	
	U-NII-1_5.15-5.25_802.11ax HE40_CH38_5190MHz	
ANT	CDD8+9	
Pol.	Vertical	Fundamental
Peak	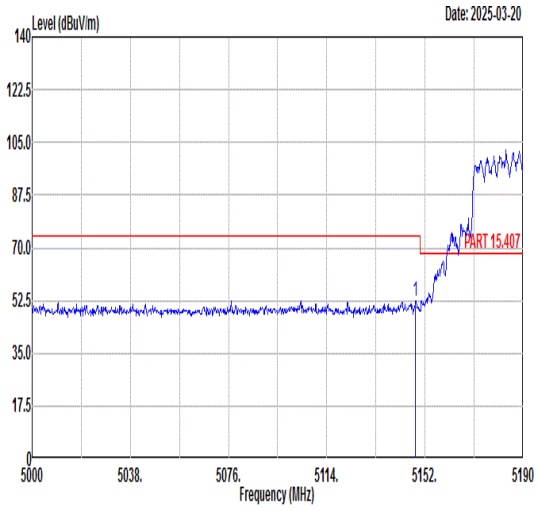 Freq Level Limit Line Margin (dB) Read Level Ant Factor Cable Loss Preamp Factor APos TPos Remark 1 5148.39 52.24 74.00 -21.76 40.60 36.58 8.53 33.47 246 91 PEAK	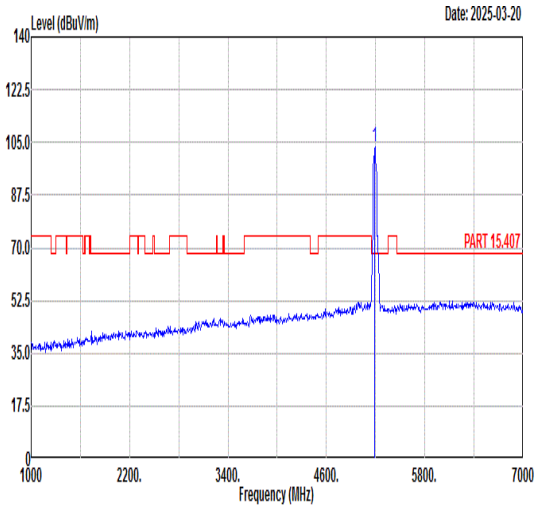 Freq Level Limit Line Margin (dB) Read Level Ant Factor Cable Loss Preamp Factor APos TPos Remark 1 5190.00 103.46 ------ ------ 91.76 36.54 8.62 33.46 246 91 PEAK
Avg	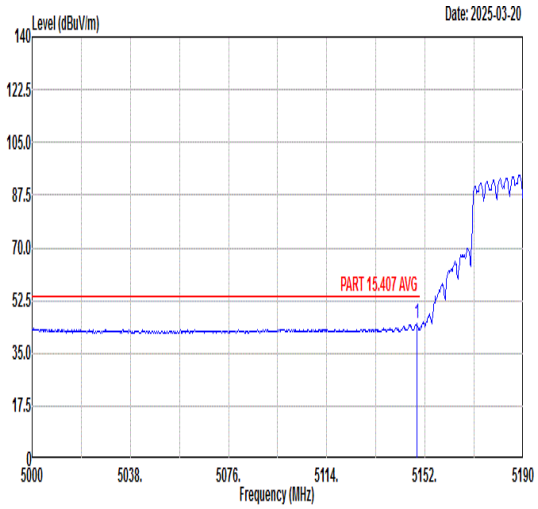 Freq Level Limit Line Margin (dB) Read Level Ant Factor Cable Loss Preamp Factor APos TPos Remark 1 5148.77 44.70 54.00 -9.30 33.06 36.58 8.53 33.47 246 91 AVERAGE	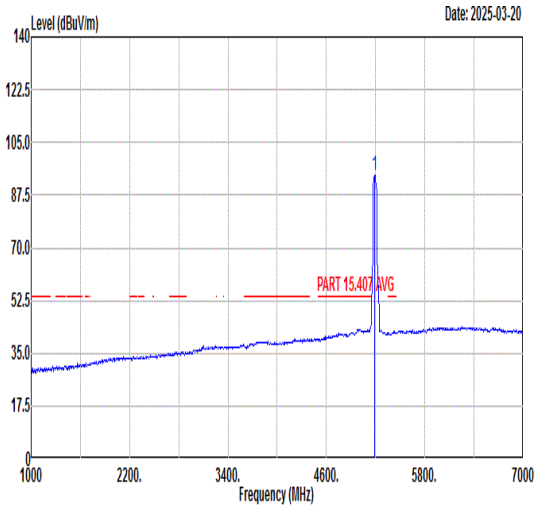 Freq Level Limit Line Margin (dB) Read Level Ant Factor Cable Loss Preamp Factor APos TPos Remark 1 5190.00 94.22 ------ ------ 82.52 36.55 8.61 33.46 246 91 AVERAGE

Mode	19	
	Band Edge - R	
	U-NII-1_5.15-5.25_802.11ax HE40_CH38_5190MHz	
ANT	CDD8+9	
Pol.	Vertical	Fundamental
Peak	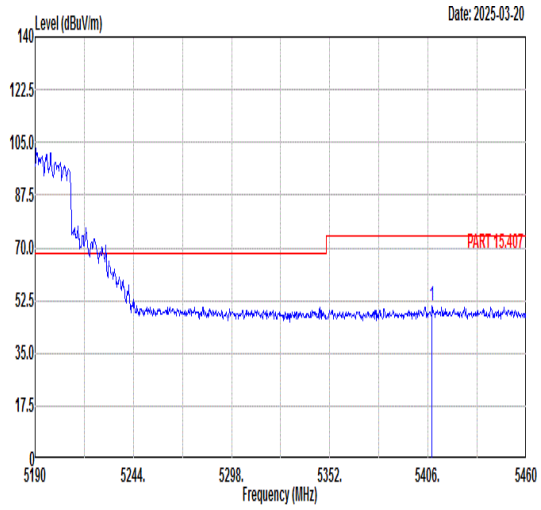 Freq Level Limit Line Margin (dB) Read Level Ant Factor Cable Loss Preamp Factor APos TPos Remark MHz dBuV/m dBuV/m dBuV dB/m dB dB cm deg 1 5408.16 50.62 74.00 -23.38 38.01 36.37 9.66 33.42 246 91 PEAK	Blank
Avg	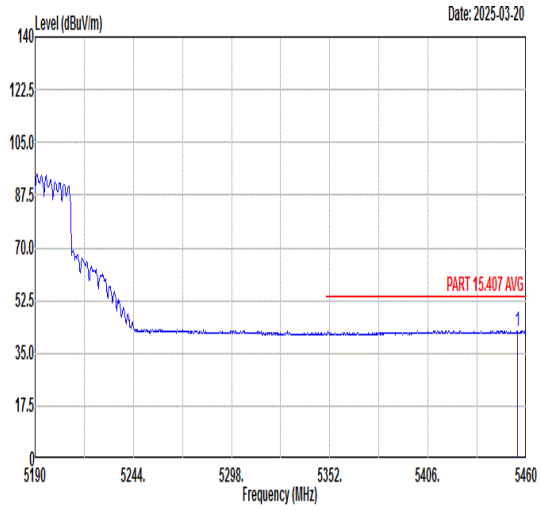 Freq Level Limit Line Margin (dB) Read Level Ant Factor Cable Loss Preamp Factor APos TPos Remark MHz dBuV/m dBuV/m dBuV dB/m dB dB cm deg 1 5455.14 42.48 54.00 -11.52 29.87 36.34 9.68 33.41 246 91 AVERAGE	Blank

Mode	20	
	Band Edge - L	
	U-NII-1_5.15-5.25_802.11ax HE40_CH46_5230MHz	
ANT	CDD8+9	
Pol.	Horizontal	Fundamental
Peak	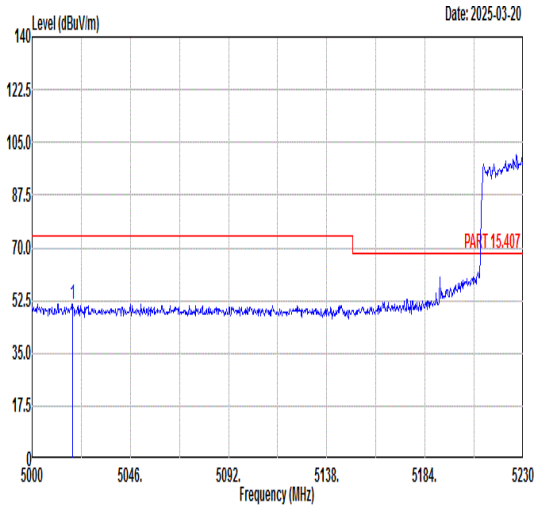 Freq Level Limit Line Margin (dB) Read Level Ant Factor Cable Loss Preamp Factor APos TPos Remark MHz dBuV/m dBuV/m dBuV dB/m dB dB cm deg 1 5018.86 51.49 74.00 -22.51 40.02 36.68 8.29 33.50 254 47 PEAK	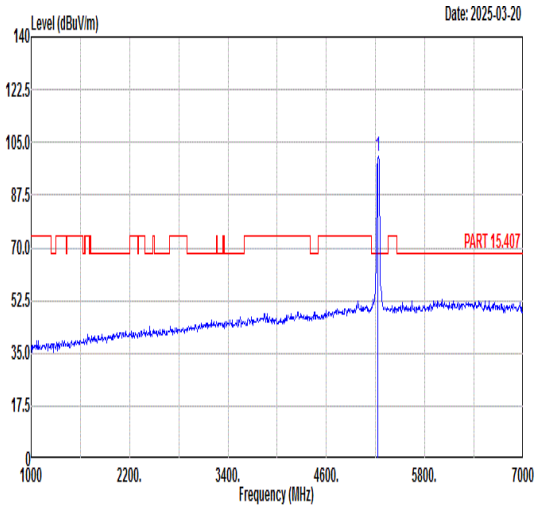 Freq Level Limit Line Margin (dB) Read Level Ant Factor Cable Loss Preamp Factor APos TPos Remark MHz dBuV/m dBuV/m dBuV dB/m dB dB cm deg 1 5230.00 100.22 ------ ------ 88.39 36.51 8.77 33.45 254 47 PEAK
Avg	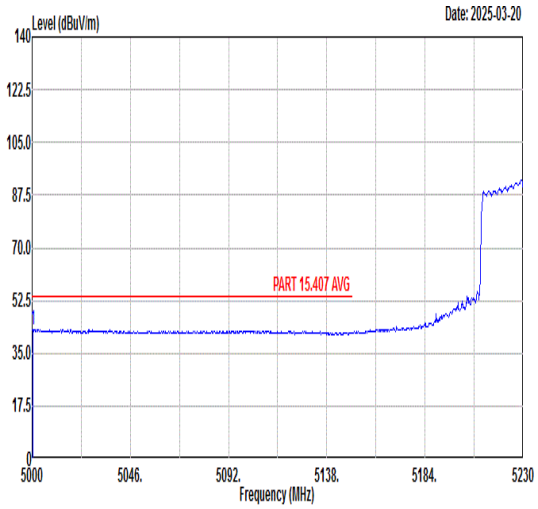 Freq Level Limit Line Margin (dB) Read Level Ant Factor Cable Loss Preamp Factor APos TPos Remark MHz dBuV/m dBuV/m dBuV dB/m dB dB cm deg 1 5000.23 42.98 54.00 -11.02 31.44 36.70 8.34 33.50 254 47 AVERAGE	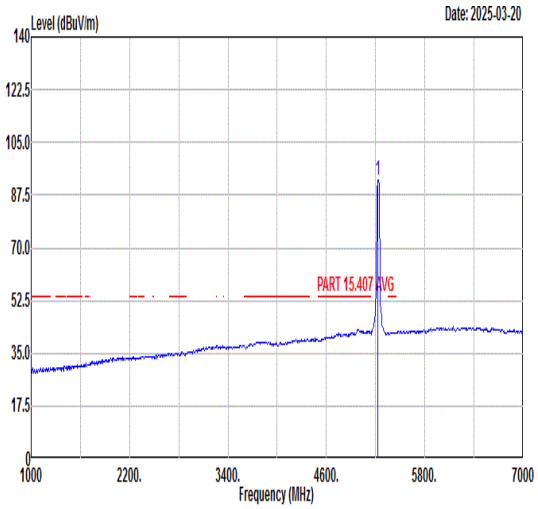 Freq Level Limit Line Margin (dB) Read Level Ant Factor Cable Loss Preamp Factor APos TPos Remark MHz dBuV/m dBuV/m dBuV dB/m dB dB cm deg 1 5230.00 92.65 ------ ------ 80.84 36.52 8.74 33.45 254 47 AVERAGE

Mode	20	
	Band Edge - R	
	U-NII-1_5.15-5.25_802.11ax HE40_CH46_5230MHz	
ANT	CDD8+9	
Pol.	Horizontal	Fundamental
Peak	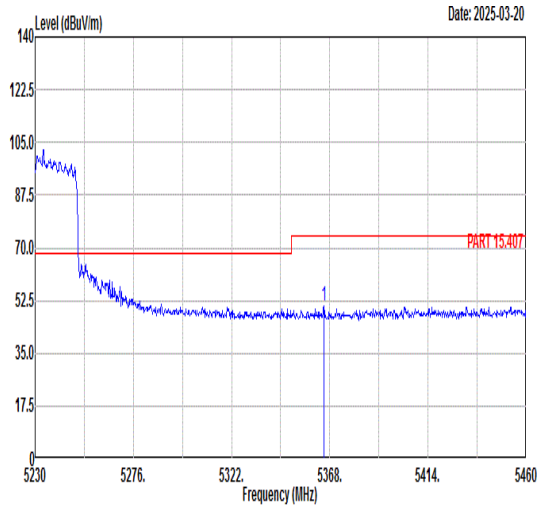 Freq Level Limit Line Margin (dB) Read Level Ant Factor Cable Loss Preamp Factor APos TPos Remark MHz dBuV/m dBuV/m dBuV dB/m dB dB cm deg 1 5365.24 50.51 74.00 -23.49 38.09 36.41 9.44 33.43 254 47 PEAK	Blank
Avg	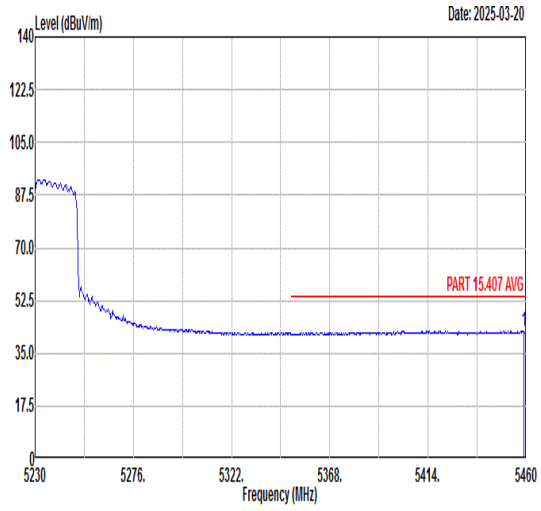 Freq Level Limit Line Margin (dB) Read Level Ant Factor Cable Loss Preamp Factor APos TPos Remark MHz dBuV/m dBuV/m dBuV dB/m dB dB cm deg 1 5458.85 42.51 54.00 -11.49 29.90 36.33 9.69 33.41 254 47 AVERAGE	Blank

Mode	20	
	Band Edge - L	
	U-NII-1_5.15-5.25_802.11ax HE40_CH46_5230MHz	
ANT	CDD8+9	
Pol.	Vertical	Fundamental
Peak	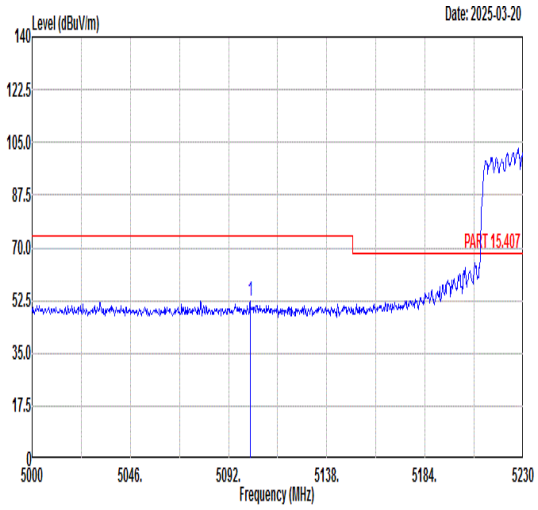 Freq Level Limit Line Margin (dB) Read Level Ant Factor Cable Loss Preamp Factor APos TPos Remark MHz dBuV/m dBuV/m dBuV dB/m dB dB cm deg 1 5102.12 52.30 74.00 -21.70 40.71 36.62 8.45 33.48 225 87 PEAK	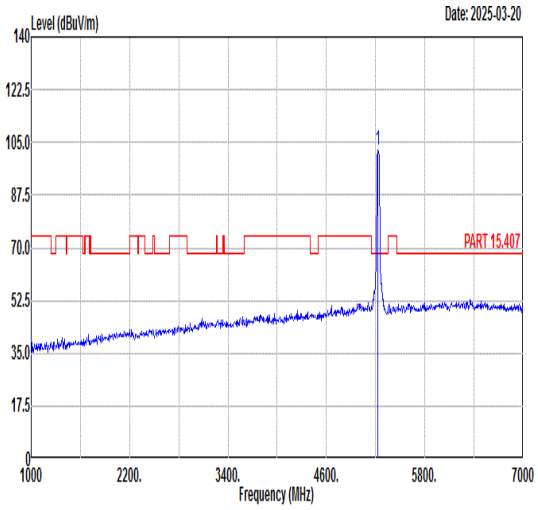 Freq Level Limit Line Margin (dB) Read Level Ant Factor Cable Loss Preamp Factor APos TPos Remark MHz dBuV/m dBuV/m dBuV dB/m dB dB cm deg 1 5230.00 102.57 ------ ------ 90.76 36.52 8.74 33.45 225 87 PEAK
Avg	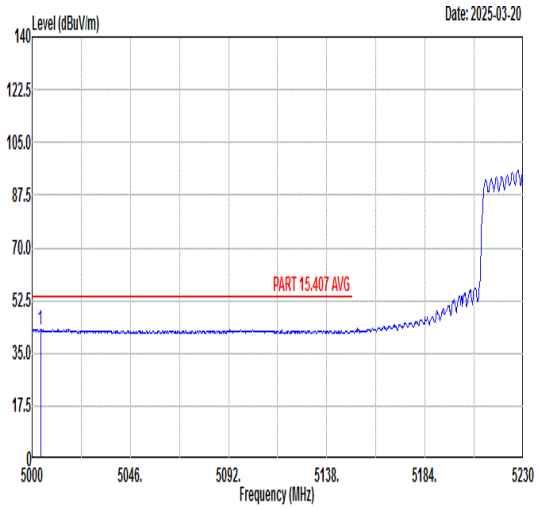 Freq Level Limit Line Margin (dB) Read Level Ant Factor Cable Loss Preamp Factor APos TPos Remark MHz dBuV/m dBuV/m dBuV dB/m dB dB cm deg 1 5003.91 43.04 54.00 -10.96 31.51 36.70 8.33 33.50 225 87 AVERAGE	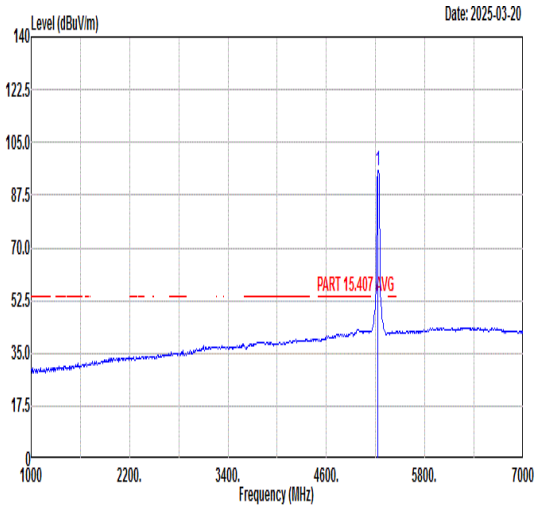 Freq Level Limit Line Margin (dB) Read Level Ant Factor Cable Loss Preamp Factor APos TPos Remark MHz dBuV/m dBuV/m dBuV dB/m dB dB cm deg 1 5230.00 95.87 ------ ------ 84.06 36.52 8.74 33.45 225 87 AVERAGE

Mode	20	
	Band Edge - R	
	U-NII-1_5.15-5.25_802.11ax HE40_CH46_5230MHz	
ANT	CDD8+9	
Pol.	Vertical	Fundamental
Peak	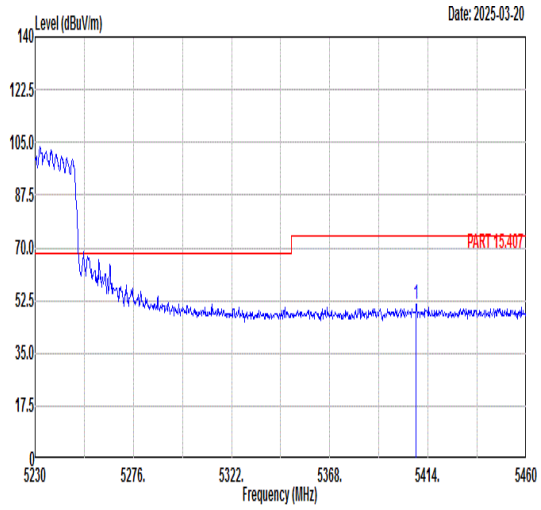 Freq Level Limit Line Margin (dB) Read Level Ant Factor Cable Loss Preamp Factor APos TPos Remark MHz dBuV/m dBuV/m dBuV dB/m dB dB cm deg 1 5408.48 51.16 74.00 -22.84 38.55 36.37 9.66 33.42 225 87 PEAK	Blank
Avg	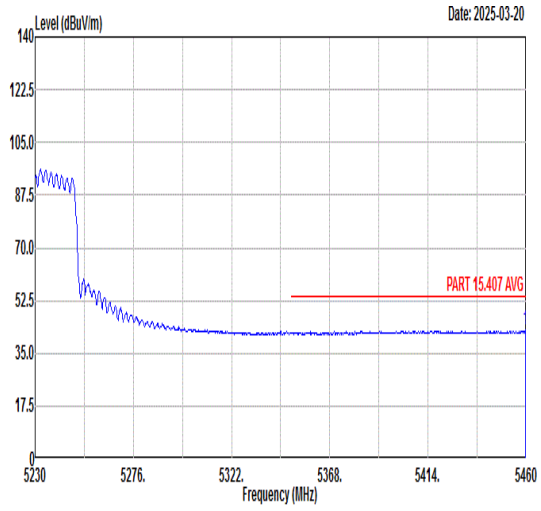 Freq Level Limit Line Margin (dB) Read Level Ant Factor Cable Loss Preamp Factor APos TPos Remark MHz dBuV/m dBuV/m dBuV dB/m dB dB cm deg 1 5459.77 42.74 54.00 -11.26 30.13 36.33 9.69 33.41 225 87 AVERAGE	Blank

Mode	21	
	Band Edge - L	
	U-NII-2A_5.25-5.35_802.11ax HE40_CH54_5270MHz	
ANT	CDD8+9	
Pol.	Horizontal	Fundamental
Peak	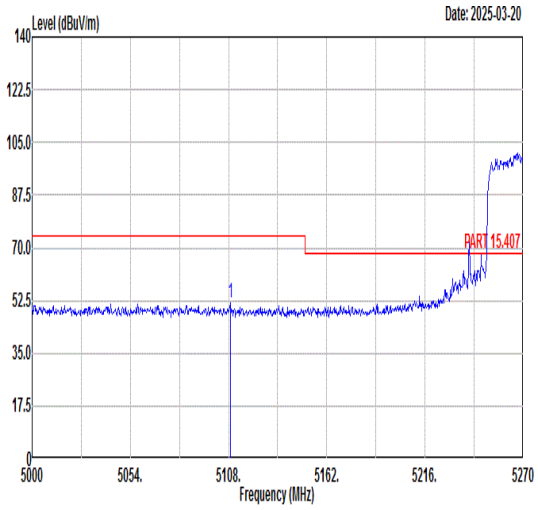 Freq Level Limit Line Margin (dB) Read Level Ant Factor Cable Loss Preamp Factor APos TPos Remark MHz dBuV/m dBuV/m dBuV dB/m dB dB cm deg 1 5109.08 51.55 74.00 -22.45 39.96 36.61 8.46 33.48 323 29 PEAK	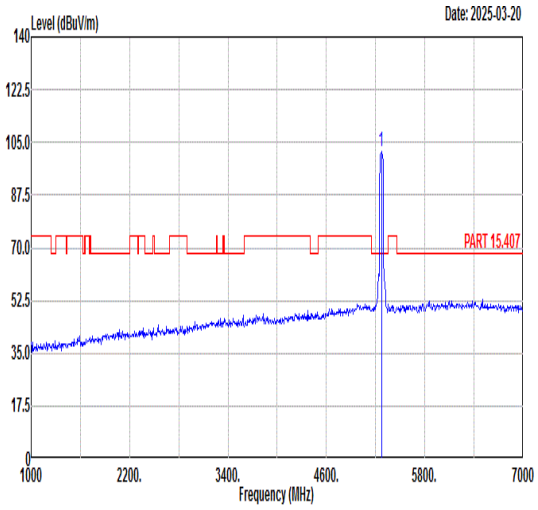 Freq Level Limit Line Margin (dB) Read Level Ant Factor Cable Loss Preamp Factor APos TPos Remark MHz dBuV/m dBuV/m dBuV dB/m dB dB cm deg 1 5270.00 101.79 ------ ------ 89.80 36.48 8.96 33.45 323 29 PEAK
Avg	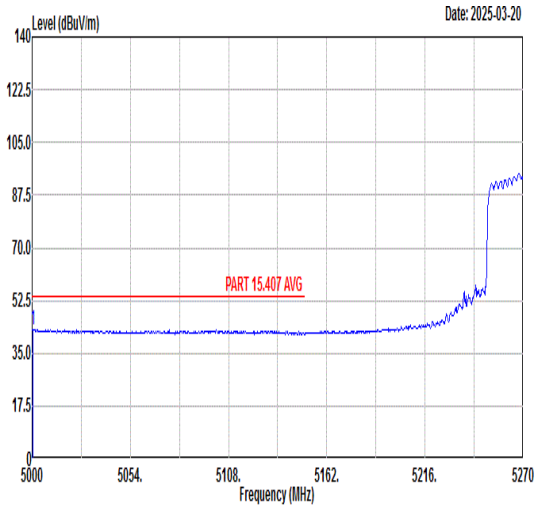 Freq Level Limit Line Margin (dB) Read Level Ant Factor Cable Loss Preamp Factor APos TPos Remark MHz dBuV/m dBuV/m dBuV dB/m dB dB cm deg 1 5000.54 42.86 54.00 -11.14 31.32 36.70 8.34 33.50 323 29 AVERAGE	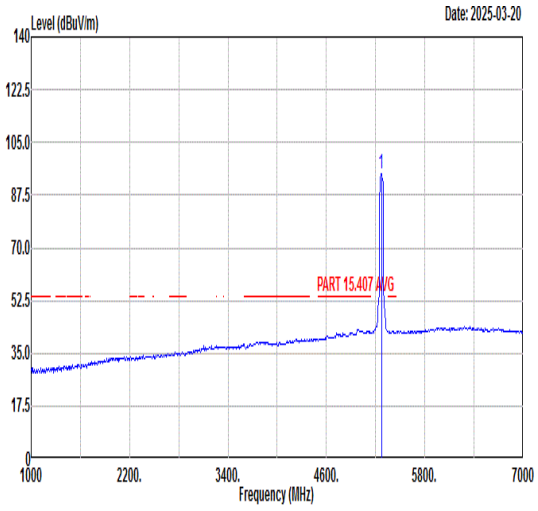 Freq Level Limit Line Margin (dB) Read Level Ant Factor Cable Loss Preamp Factor APos TPos Remark MHz dBuV/m dBuV/m dBuV dB/m dB dB cm deg 1 5270.00 94.72 ------ ------ 82.73 36.48 8.96 33.45 323 29 AVERAGE

Mode	21	
	Band Edge - R	
	U-NII-2A_5.25-5.35_802.11ax HE40_CH54_5270MHz	
ANT	CDD8+9	
Pol.	Horizontal	Fundamental
Peak	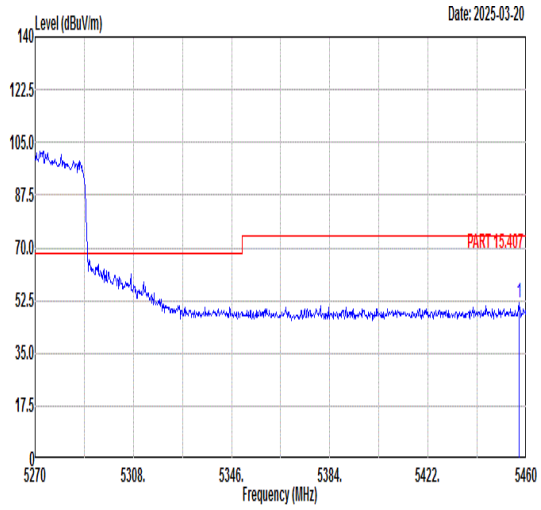 Freq Level Limit Line Margin (dB) Read Level Ant Factor Cable Loss Preamp Factor APos TPos Remark MHz dBuV/m dBuV/m dBuV dB/m dB dB cm deg 1 5457.15 51.61 74.00 -22.39 39.00 36.33 9.69 33.41 323 29 PEAK	Blank
Avg	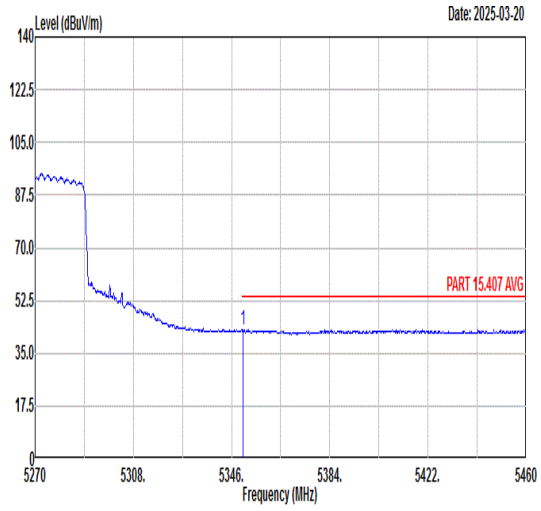 Freq Level Limit Line Margin (dB) Read Level Ant Factor Cable Loss Preamp Factor APos TPos Remark MHz dBuV/m dBuV/m dBuV dB/m dB dB cm deg 1 5350.37 42.87 54.00 -11.13 30.51 36.42 9.37 33.43 323 29 AVERAGE	Blank

Mode	21	
	Band Edge - L	
	U-NII-2A_5.25-5.35_802.11ax HE40_CH54_5270MHz	
ANT	CDD8+9	
Pol.	Vertical	Fundamental
Peak	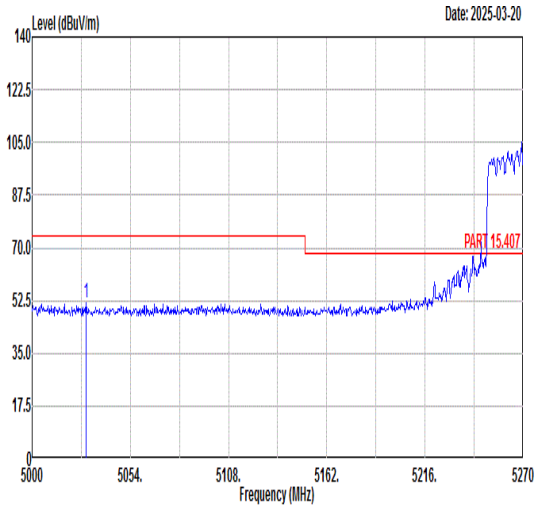 Freq Level Limit Line Margin (dB) Read Level Ant Factor Cable Loss Preamp Factor APos TPos Remark MHz dBuV/m dBuV/m dBuV dB/m dB dB cm deg 1 5029.70 51.84 74.00 -22.16 40.34 36.68 8.31 33.49 224 86 PEAK	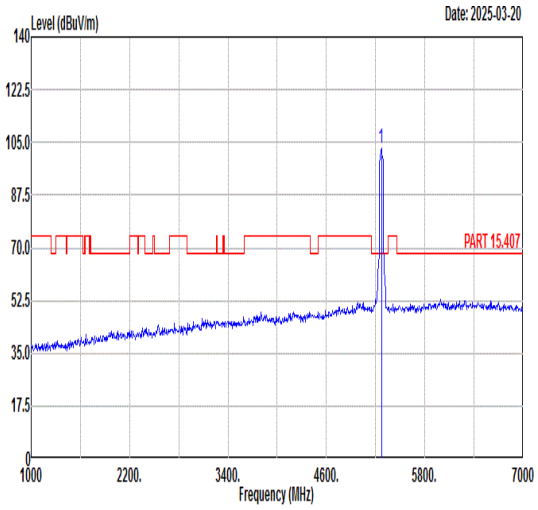 Freq Level Limit Line Margin (dB) Read Level Ant Factor Cable Loss Preamp Factor APos TPos Remark MHz dBuV/m dBuV/m dBuV dB/m dB dB cm deg 1 5270.00 102.92 ------ ------ 90.93 36.48 8.96 33.45 224 86 PEAK
Avg	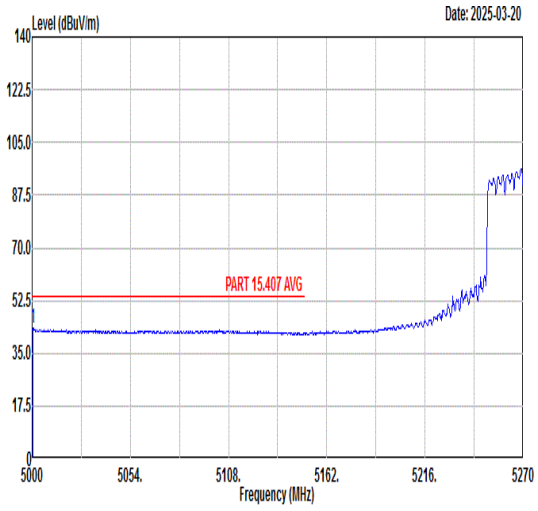 Freq Level Limit Line Margin (dB) Read Level Ant Factor Cable Loss Preamp Factor APos TPos Remark MHz dBuV/m dBuV/m dBuV dB/m dB dB cm deg 1 5000.27 43.31 54.00 -10.69 31.77 36.70 8.34 33.50 224 86 AVERAGE	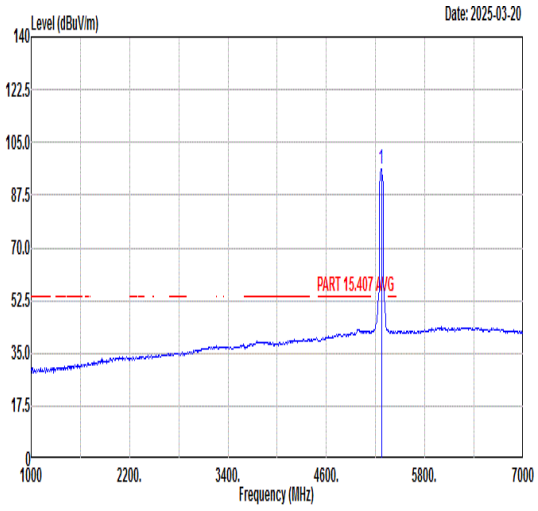 Freq Level Limit Line Margin (dB) Read Level Ant Factor Cable Loss Preamp Factor APos TPos Remark MHz dBuV/m dBuV/m dBuV dB/m dB dB cm deg 1 5270.00 96.31 ------ ------ 84.32 36.48 8.96 33.45 224 86 AVERAGE

Mode	21	
	Band Edge - R	
	U-NII-2A_5.25-5.35_802.11ax HE40_CH54_5270MHz	
ANT	CDD8+9	
Pol.	Vertical	Fundamental
Peak	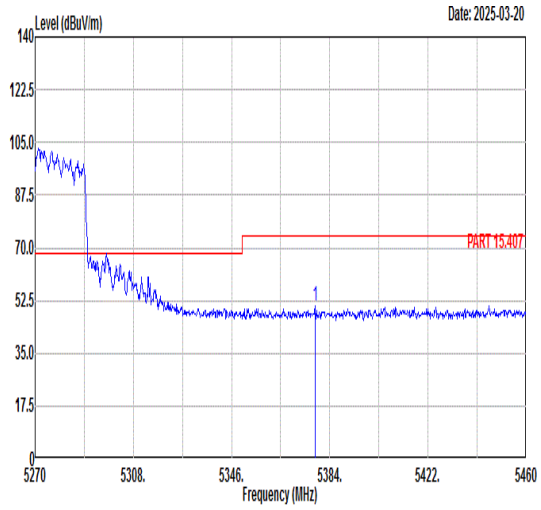 Freq Level Limit Line Margin (dB) Read Level Ant Factor Cable Loss Preamp Factor APos TPos Remark MHz dBuV/m dBuV/m dBuV dB/m dB dB cm deg 1 5378.49 50.97 74.00 -23.03 38.48 36.40 9.51 33.42 224 86 PEAK	Blank
Avg	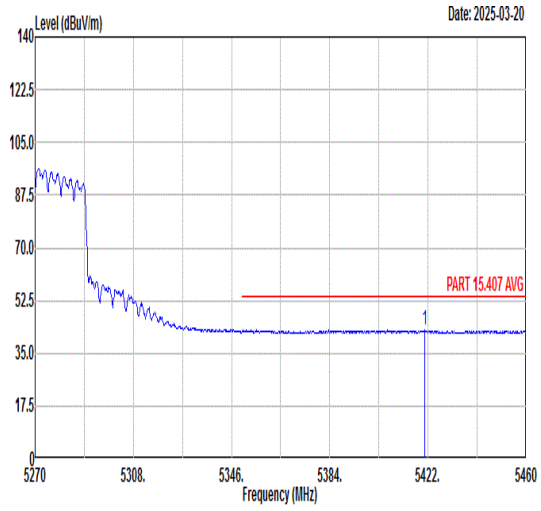 Freq Level Limit Line Margin (dB) Read Level Ant Factor Cable Loss Preamp Factor APos TPos Remark MHz dBuV/m dBuV/m dBuV dB/m dB dB cm deg 1 5420.67 42.83 54.00 -11.17 30.22 36.36 9.67 33.42 224 86 AVERAGE	Blank

Mode	21	
	Harmonic	
	U-NII-2A_5.25-5.35_802.11ax HE40_CH54_5270MHz	
ANT	CDD8+9	
Pol.	Horizontal	Vertical
Peak Avg	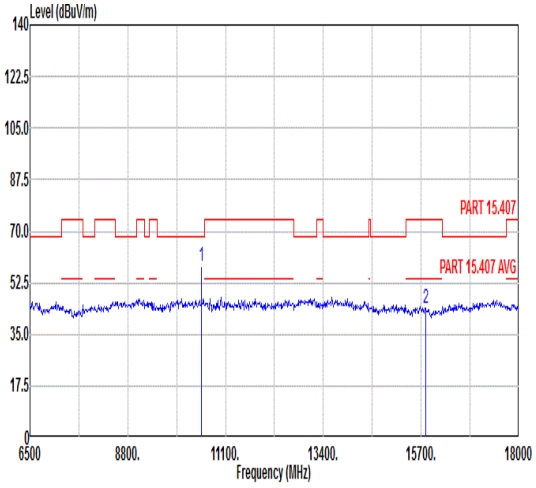 Freq Level Limit Line Margin Read Level Ant Factor Cable Loss Preamp Factor APos TPos Remark MHz dBuV/m dBuV/m dB dBuV dB/m dB dB cm deg 1 10540.00 58.31 68.30 -9.99 71.29 38.51 12.19 63.68 182 360 Peak 2 15810.00 43.78 74.00 -30.22 52.15 41.49 14.71 64.57 --- --- Peak	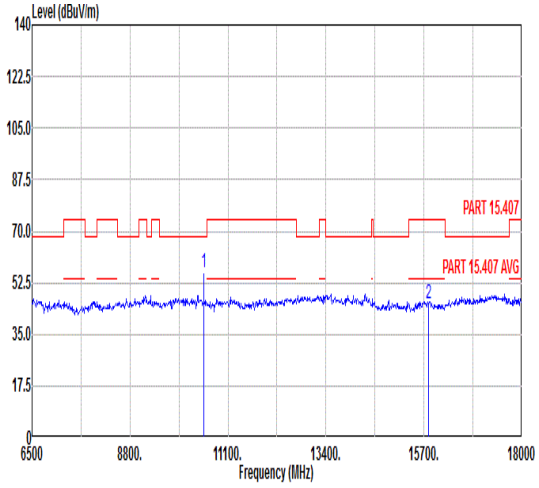 Freq Level Limit Line Margin Read Level Ant Factor Cable Loss Preamp Factor APos TPos Remark MHz dBuV/m dBuV/m dB dBuV dB/m dB dB cm deg 1 10540.00 56.21 68.30 -12.09 69.19 38.51 12.19 63.68 363 339 Peak 2 15810.00 45.34 74.00 -28.66 53.71 41.49 14.71 64.57 --- --- Peak

Mode	22	
	Band Edge - L	
	U-NII-2A_5.25-5.35_802.11ax HE40_CH62_5310MHz	
ANT	CDD8+9	
Pol.	Horizontal	Fundamental
Peak	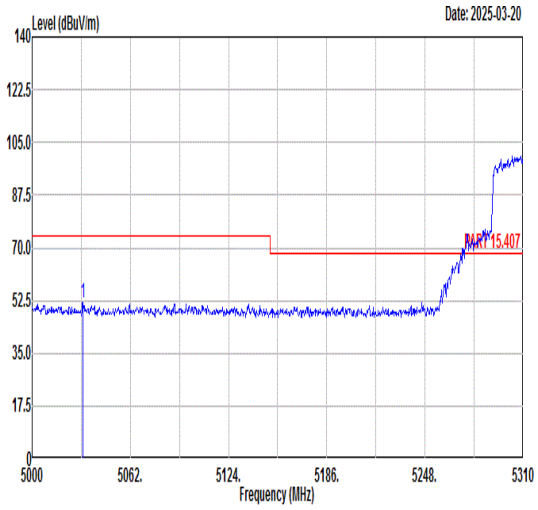 Freq Level Limit Line Margin (dB) Read Level Ant Factor Cable Loss Preamp Factor APos TPos Remark 1 5031.93 51.94 74.00 -22.06 40.44 36.67 8.32 33.49 320 36 PEAK	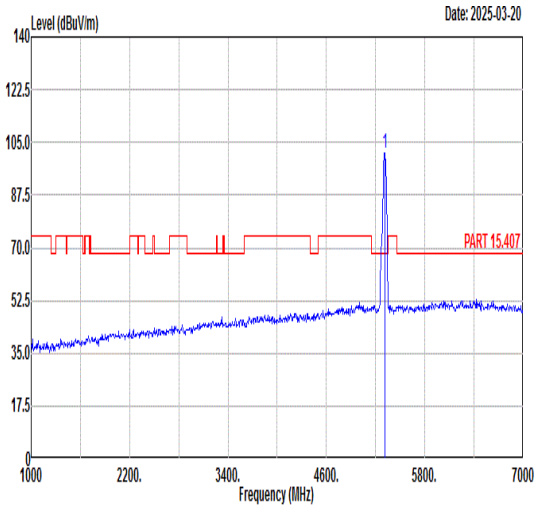 Freq Level Limit Line Margin (dB) Read Level Ant Factor Cable Loss Preamp Factor APos TPos Remark 1 5310.00 101.51 ------ ------ 89.32 36.45 9.18 33.44 320 36 PEAK
Avg	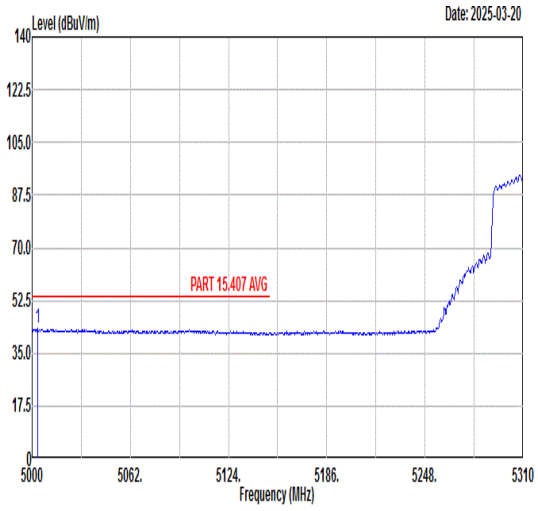 Freq Level Limit Line Margin (dB) Read Level Ant Factor Cable Loss Preamp Factor APos TPos Remark 1 5003.41 43.16 54.00 -10.84 31.63 36.70 8.33 33.50 320 36 AVERAGE	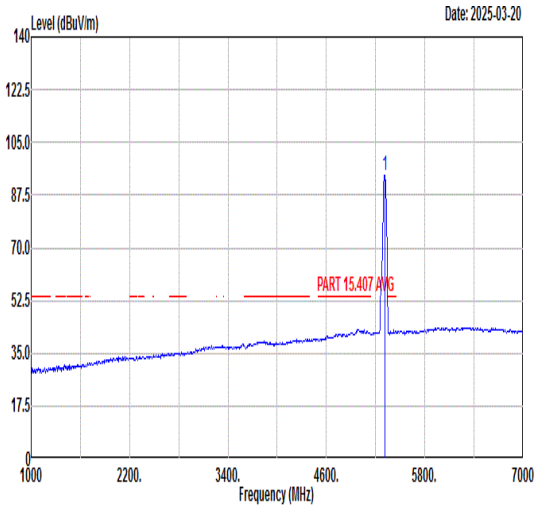 Freq Level Limit Line Margin (dB) Read Level Ant Factor Cable Loss Preamp Factor APos TPos Remark 1 5310.00 93.97 ------ ------ 81.78 36.45 9.18 33.44 320 36 AVERAGE

Mode	22	
	Band Edge - R	
	U-NII-2A_5.25-5.35_802.11ax HE40_CH62_5310MHz	
ANT	CDD8+9	
Pol.	Horizontal	Fundamental
Peak	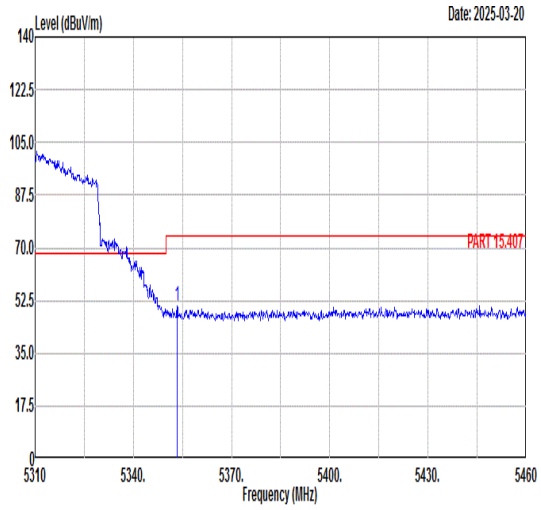 Freq Level Limit Line Margin (dB) Read Level Ant Factor Cable Loss Preamp Factor APos TPos Remark MHz dBuV/m dBuV/m dBuV dB/m dB dB cm deg 1 5353.35 50.58 74.00 -23.42 38.21 36.42 9.38 33.43 320 36 PEAK	Blank
Avg	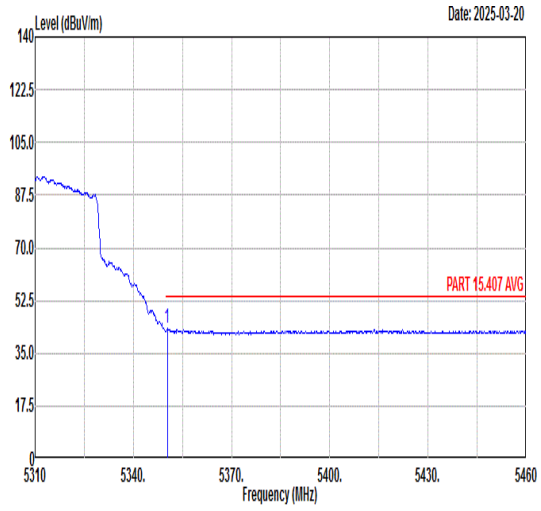 Freq Level Limit Line Margin (dB) Read Level Ant Factor Cable Loss Preamp Factor APos TPos Remark MHz dBuV/m dBuV/m dBuV dB/m dB dB cm deg 1 5350.35 43.49 54.00 -10.51 31.13 36.42 9.37 33.43 320 36 AVERAGE	Blank

Mode	22	
	Band Edge - L	
	U-NII-2A_5.25-5.35_802.11ax HE40_CH62_5310MHz	
ANT	CDD8+9	
Pol.	Vertical	Fundamental
Peak	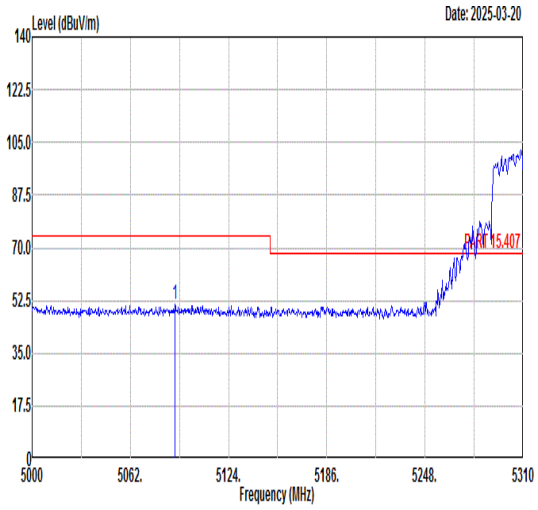 Freq Level Limit Line Margin (dB) Read Level Ant Factor Cable Loss Preamp Factor APos TPos Remark 1 5090.21 51.32 74.00 -22.68 39.74 36.63 8.43 33.48 322 82 PEAK	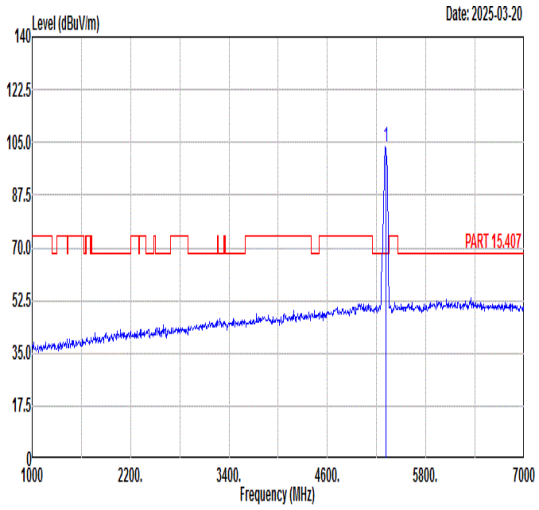 Freq Level Limit Line Margin (dB) Read Level Ant Factor Cable Loss Preamp Factor APos TPos Remark 1 5310.00 103.65 ------ ------ 91.49 36.45 9.15 33.44 322 82 PEAK
Avg	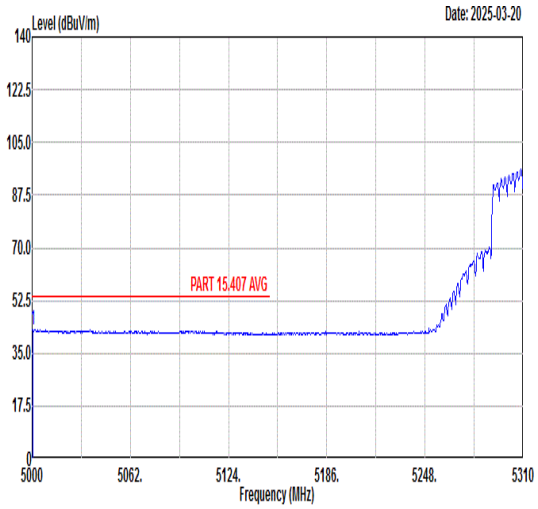 Freq Level Limit Line Margin (dB) Read Level Ant Factor Cable Loss Preamp Factor APos TPos Remark 1 5000.31 42.77 54.00 -11.23 31.23 36.70 8.34 33.50 322 82 AVERAGE	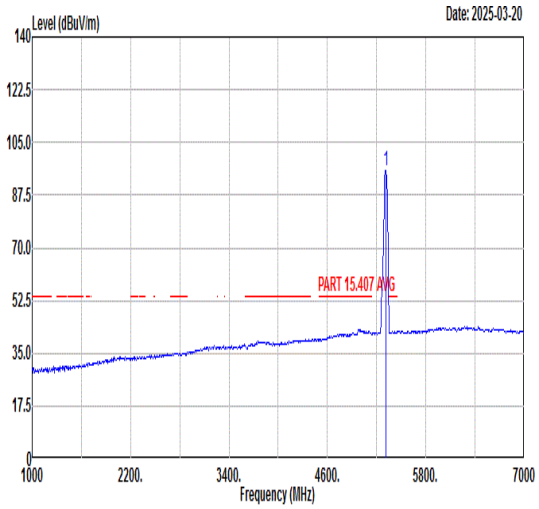 Freq Level Limit Line Margin (dB) Read Level Ant Factor Cable Loss Preamp Factor APos TPos Remark 1 5310.00 95.85 ------ ------ 83.69 36.45 9.15 33.44 322 82 AVERAGE

Mode	22	
	Band Edge - R	
	U-NII-2A_5.25-5.35_802.11ax HE40_CH62_5310MHz	
ANT	CDD8+9	
Pol.	Vertical	Fundamental
Peak	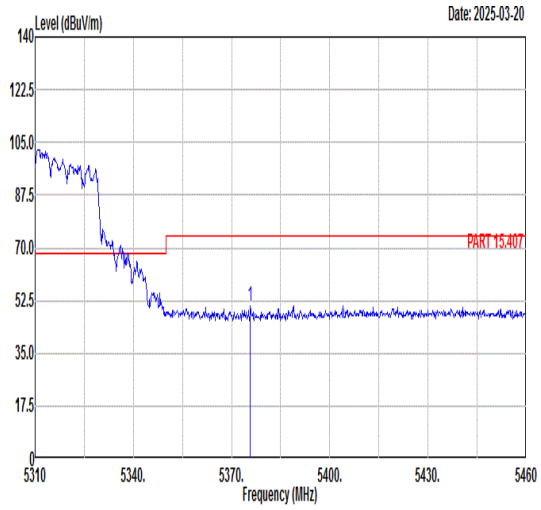 Freq Level Limit Line Margin (dB) Read Level Ant Factor Cable Loss Preamp Factor APos TPos Remark MHz dBuV/m dBuV/m dBuV dB/m dB dB cm deg 1 5375.70 50.71 74.00 -23.29 38.23 36.40 9.50 33.42 322 82 PEAK	Blank
Avg	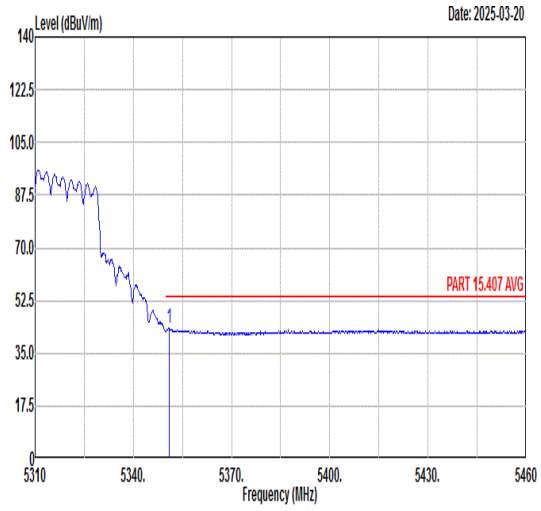 Freq Level Limit Line Margin (dB) Read Level Ant Factor Cable Loss Preamp Factor APos TPos Remark MHz dBuV/m dBuV/m dBuV dB/m dB dB cm deg 1 5350.95 43.27 54.00 -10.73 30.91 36.42 9.37 33.43 322 82 AVERAGE	Blank

Mode	22	
	Harmonic	
	U-NII-2A_5.25-5.35_802.11ax HE40_CH62_5310MHz	
ANT	CDD8+9	
Pol.	Horizontal	Vertical
Peak Avg	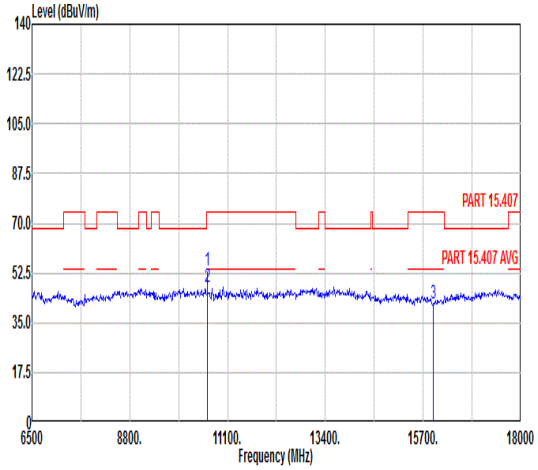 Freq Level Limit Line Margin Read Level Ant Factor Cable Loss Preamp Factor APos TPos Remark MHz dBuV/m dBuV/m dB dBuV dB/m dB dB cm deg 1 10620.00 53.18 74.00 -20.82 66.06 38.52 12.25 63.65 185 9 Peak 2 10620.00 47.40 54.00 -6.60 60.28 38.52 12.25 63.65 185 9 Average 3 15930.00 41.59 74.00 -32.41 49.92 41.56 14.76 64.65 --- --- Peak	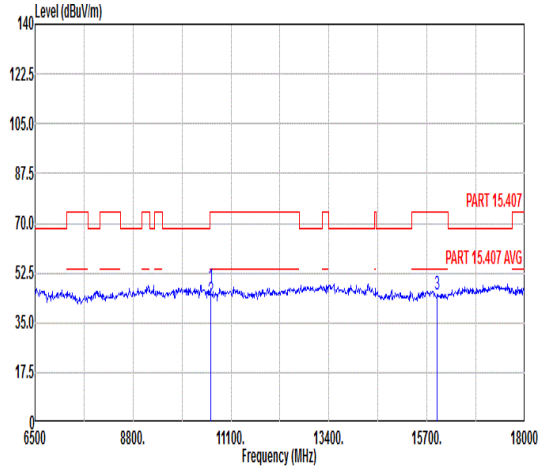 Freq Level Limit Line Margin Read Level Ant Factor Cable Loss Preamp Factor APos TPos Remark MHz dBuV/m dBuV/m dB dBuV dB/m dB dB cm deg 1 10620.00 47.66 74.00 -26.34 60.54 38.52 12.25 63.65 386 348 Peak 2 10620.00 42.76 54.00 -11.24 55.64 38.52 12.25 63.65 386 348 Average 3 15930.00 44.86 74.00 -29.14 53.19 41.56 14.76 64.65 --- --- Peak

Mode	23
	Band Edge - L
	U-NII-2C_5.47-5.725_802.11ax HE40_CH102_5510MHz
ANT	CDD8+9

Pol.	Horizontal	Fundamental
Peak	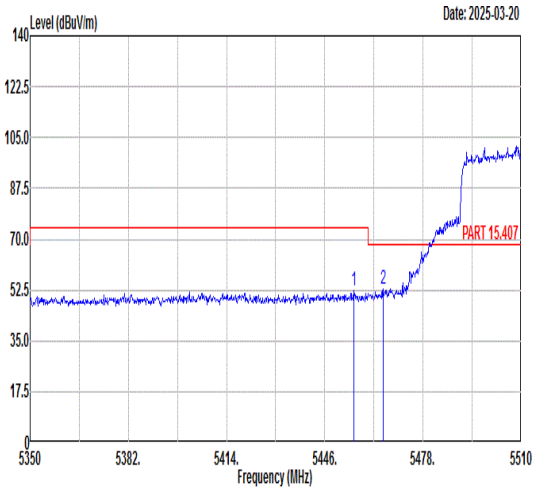 Freq Level Limit Line Margin (dB) Read Level Ant Factor Cable Loss Preamp Factor APos TPos Remark MHz dBuV/m dBuV/m dBuV dB/m dB dB cm deg 1 5455.44 52.15 74.00 -21.85 39.54 36.34 9.68 33.41 200 38 PEAK 2 5465.04 52.76 68.30 -15.54 40.15 36.33 9.69 33.41 200 38 PEAK	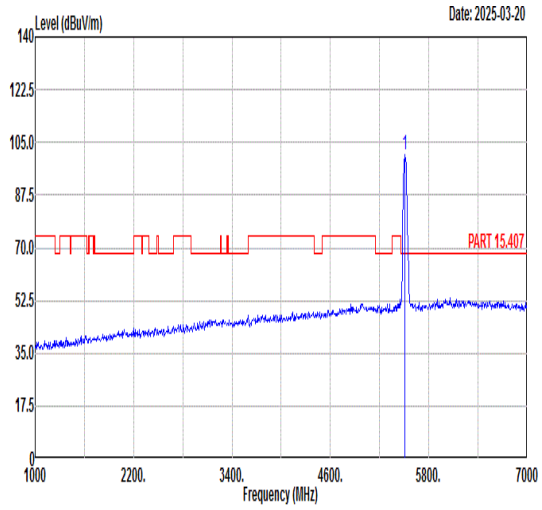 Freq Level Limit Line Margin (dB) Read Level Ant Factor Cable Loss Preamp Factor APos TPos Remark MHz dBuV/m dBuV/m dBuV dB/m dB dB cm deg 1 5510.00 100.67 ------ ------ 88.05 36.31 9.71 33.40 200 38 PEAK
Avg	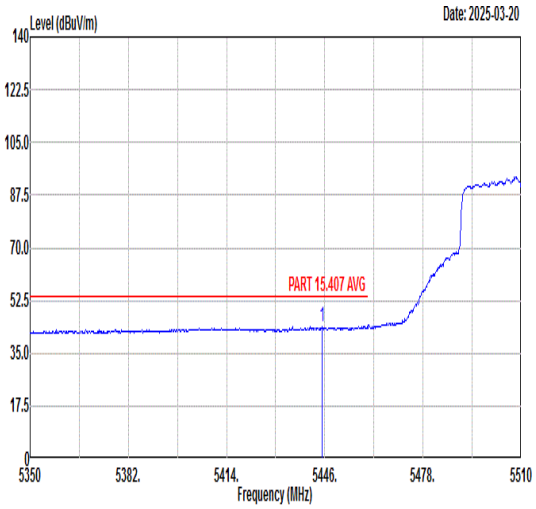 Freq Level Limit Line Margin (dB) Read Level Ant Factor Cable Loss Preamp Factor APos TPos Remark MHz dBuV/m dBuV/m dBuV dB/m dB dB cm deg 1 5445.20 43.93 54.00 -10.07 31.32 36.34 9.68 33.41 200 38 AVERAGE	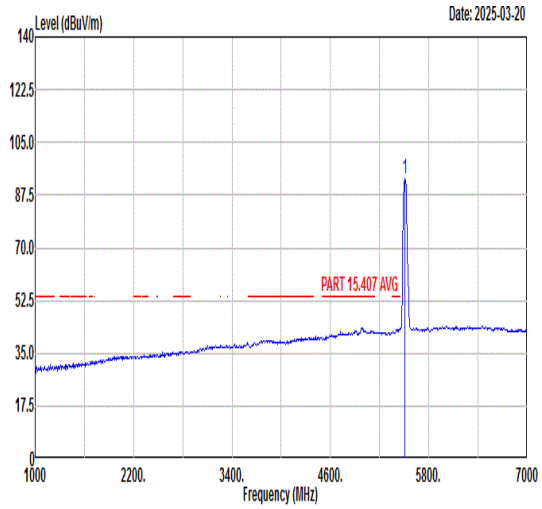 Freq Level Limit Line Margin (dB) Read Level Ant Factor Cable Loss Preamp Factor APos TPos Remark MHz dBuV/m dBuV/m dBuV dB/m dB dB cm deg 1 5510.00 93.21 ------ ------ 80.59 36.31 9.71 33.40 200 38 AVERAGE

Mode	23	
	Band Edge - R	
	U-NII-2C_5.47-5.725_802.11ax HE40_CH102_5510MHz	
ANT	CDD8+9	
Pol.	Horizontal	Fundamental
Peak	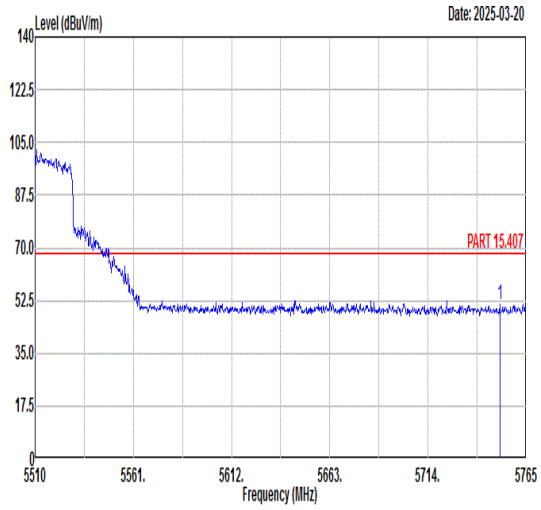 Freq Level Limit Line Margin (dB) Read Level Ant Factor Cable Loss Preamp Factor APos TPos Remark MHz dBuV/m dBuV/m dBuV dB/m dB dB cm deg 1 5751.23 51.32 68.30 -16.98 38.15 36.55 10.07 33.45 200 38 PEAK	Blank

Mode	23
	Band Edge - L
	U-NII-2C_5.47-5.725_802.11ax HE40_CH102_5510MHz
ANT	CDD8+9

Pol.	Vertical	Fundamental
Peak	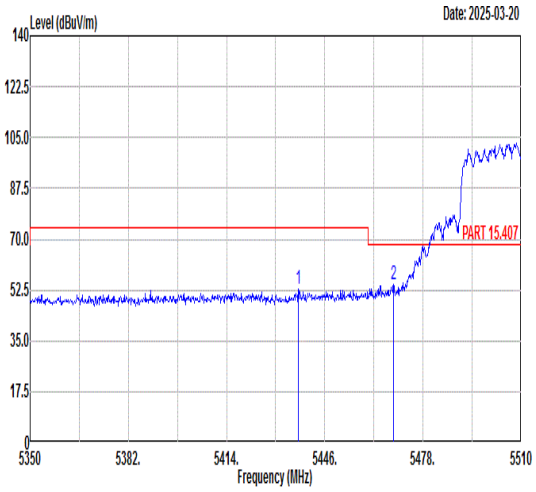 Freq Level Limit Line Margin (dB) Read Level Ant Factor Cable Loss Preamp Factor APos TPos Remark MHz dBuV/m dBuV/m dBuV dB/m dB dB cm deg 1 5437.36 52.60 74.00 -21.40 39.98 36.35 9.68 33.41 300 285 PEAK 2 5468.40 54.26 68.30 -14.04 41.65 36.33 9.69 33.41 300 285 PEAK	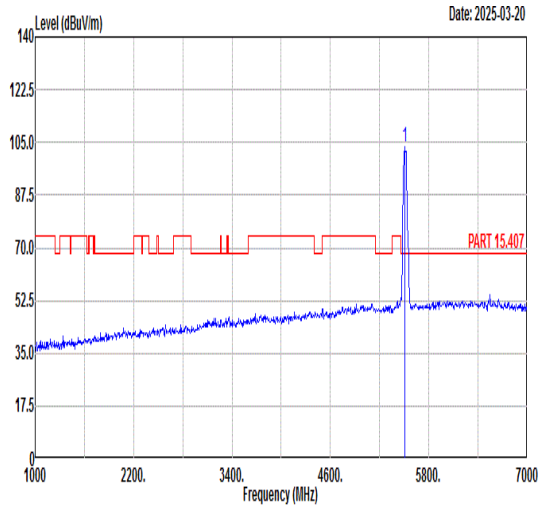 Freq Level Limit Line Margin (dB) Read Level Ant Factor Cable Loss Preamp Factor APos TPos Remark MHz dBuV/m dBuV/m dBuV dB/m dB dB cm deg 1 5510.00 103.72 ------ ------ 91.10 36.31 9.71 33.40 300 285 PEAK
Avg	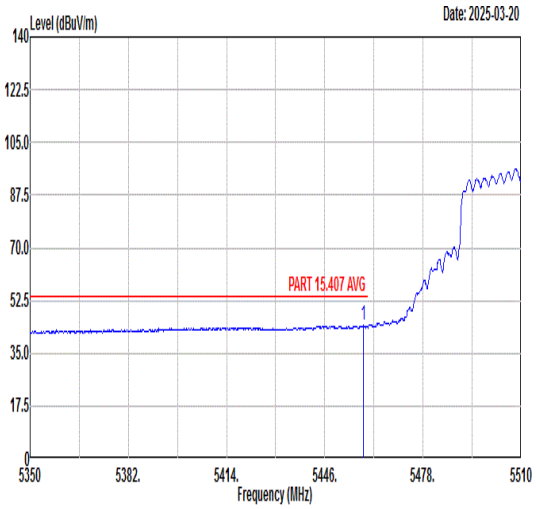 Freq Level Limit Line Margin (dB) Read Level Ant Factor Cable Loss Preamp Factor APos TPos Remark MHz dBuV/m dBuV/m dBuV dB/m dB dB cm deg 1 5458.48 44.33 54.00 -9.67 31.72 36.33 9.69 33.41 300 285 AVERAGE	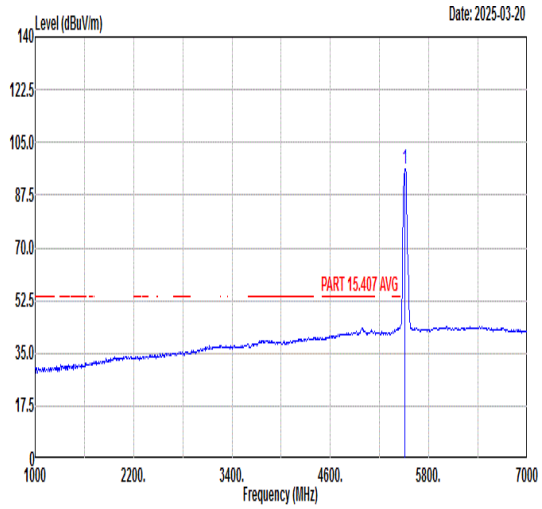 Freq Level Limit Line Margin (dB) Read Level Ant Factor Cable Loss Preamp Factor APos TPos Remark MHz dBuV/m dBuV/m dBuV dB/m dB dB cm deg 1 5510.00 96.36 ------ ------ 83.74 36.31 9.71 33.40 300 285 AVERAGE

Mode	23	
	Band Edge - R	
	U-NII-2C_5.47-5.725_802.11ax HE40_CH102_5510MHz	
ANT	CDD8+9	
Pol.	Vertical	Fundamental
Peak	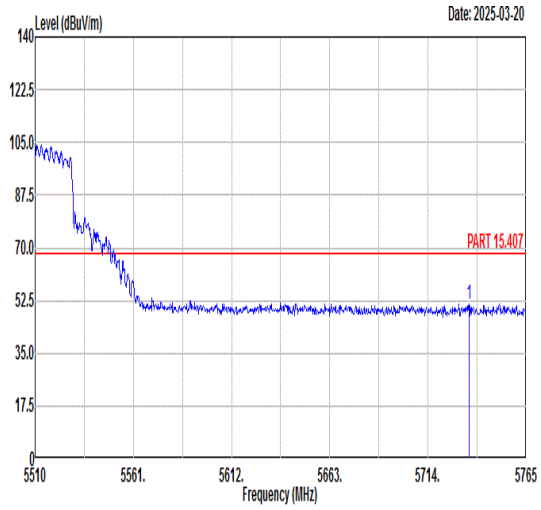 Freq Level Limit Line Margin (dB) Read Level Ant Factor Cable Loss Preamp Factor APos TPos Remark MHz dBuV/m dBuV/m dBuV dB/m dB dB cm deg 1 5735.42 51.47 68.30 -16.83 38.34 36.54 10.04 33.45 300 285 PEAK	Blank

Mode	23	
	Harmonic	
	U-NII-2C_5.47-5.725_802.11ax HE40_CH102_5510MHz	
ANT	CDD8+9	
Pol.	Horizontal	Vertical
Peak Avg	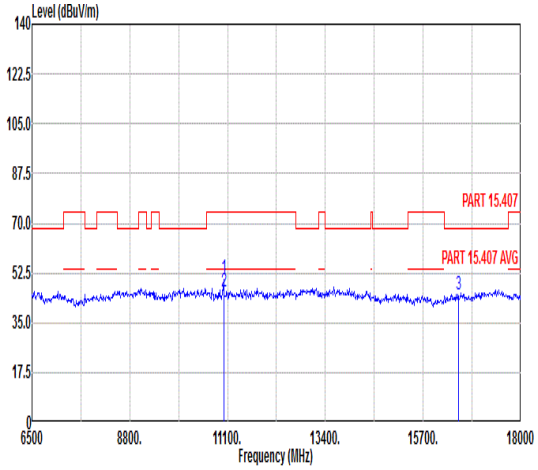 Freq Level Limit Line Margin Read Level Ant Factor Cable Loss Preamp Factor APos TPos Remark MHz dBuV/m dBuV/m dB dBuV dB/m dB dB cm deg 1 11020.00 50.97 74.00 -23.03 63.32 38.62 12.54 63.51 181 17 Peak 2 11020.00 45.93 54.00 -8.07 58.28 38.62 12.54 63.51 181 17 Average 3 16530.00 44.65 68.30 -23.65 52.24 41.97 15.19 64.75 --- --- Peak	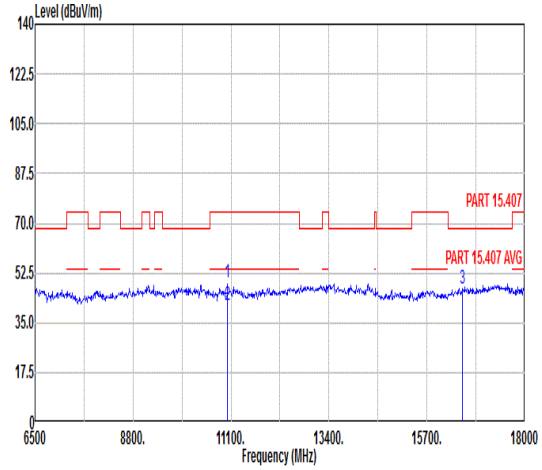 Freq Level Limit Line Margin Read Level Ant Factor Cable Loss Preamp Factor APos TPos Remark MHz dBuV/m dBuV/m dB dBuV dB/m dB dB cm deg 1 11020.00 49.01 74.00 -24.99 61.36 38.62 12.54 63.51 400 350 Peak 2 11020.00 41.28 54.00 -12.72 53.63 38.62 12.54 63.51 400 350 Average 3 16530.00 46.79 68.30 -21.51 54.38 41.97 15.19 64.75 --- --- Peak

Mode	24
	Band Edge - L
	U-NII-2C_5.47-5.725_802.11ax HE40_CH134_5670MHz
ANT	CDD8+9

Pol.	Horizontal	Fundamental
Peak	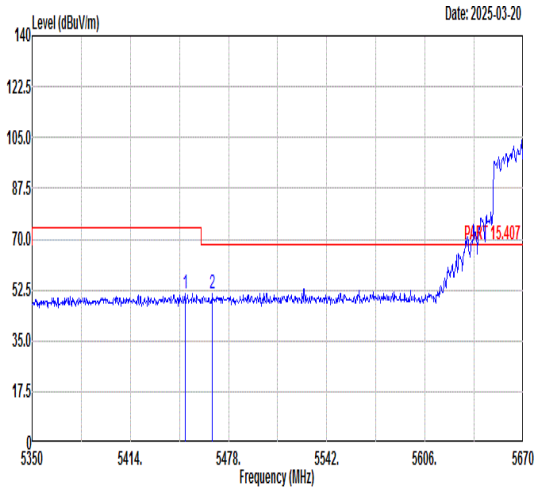 Freq Level Limit Line Margin (dB) Read Level Ant Factor Cable Loss Preamp Factor APos TPos Remark MHz dBuV/m dBuV/m dBuV dB/m dB dB cm deg 1 5449.84 51.36 74.00 -22.64 38.75 36.34 9.68 33.41 294 0 PEAK 2 5467.44 51.11 68.30 -17.19 38.50 36.33 9.69 33.41 294 0 PEAK	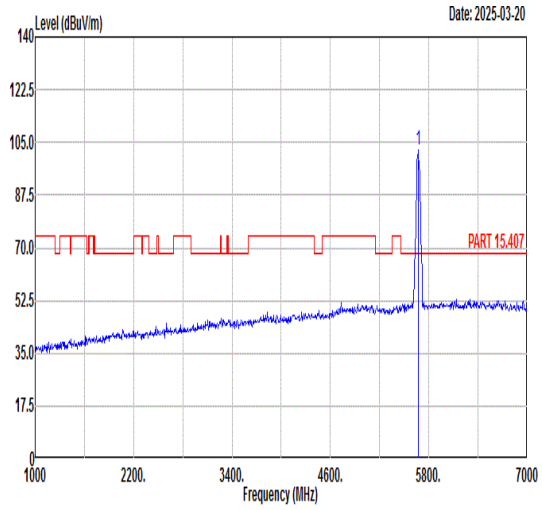 Freq Level Limit Line Margin (dB) Read Level Ant Factor Cable Loss Preamp Factor APos TPos Remark MHz dBuV/m dBuV/m dBuV dB/m dB dB cm deg 1 5670.00 102.63 ------ ------ 89.69 36.47 9.90 33.43 294 0 PEAK
Avg	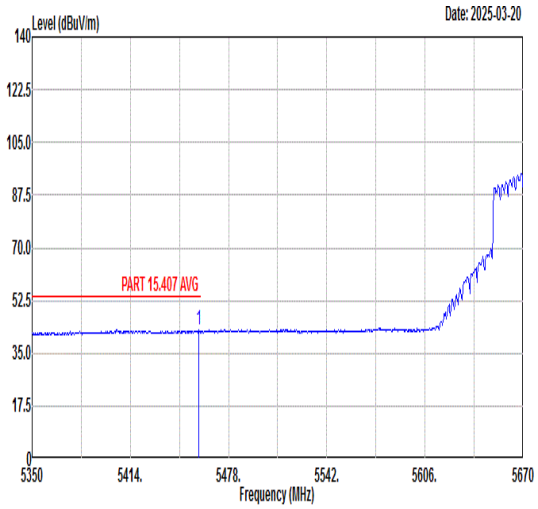 Freq Level Limit Line Margin (dB) Read Level Ant Factor Cable Loss Preamp Factor APos TPos Remark MHz dBuV/m dBuV/m dBuV dB/m dB dB cm deg 1 5458.80 42.77 54.00 -11.23 30.16 36.33 9.69 33.41 294 0 AVERAGE	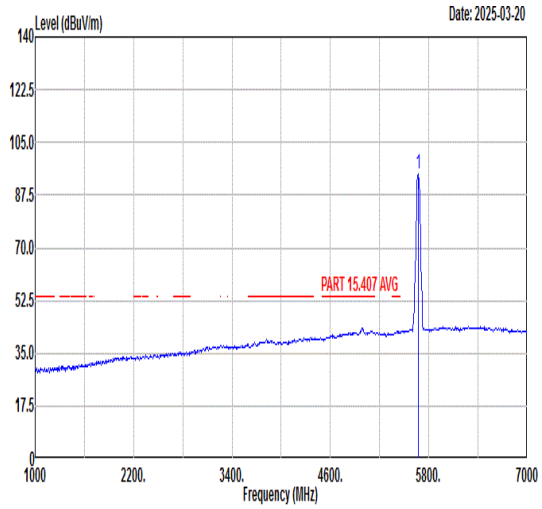 Freq Level Limit Line Margin (dB) Read Level Ant Factor Cable Loss Preamp Factor APos TPos Remark MHz dBuV/m dBuV/m dBuV dB/m dB dB cm deg 1 5670.00 94.76 ------ ------ 81.81 36.47 9.91 33.43 294 0 AVERAGE

Mode	24	
	Band Edge - R	
	U-NII-2C_5.47-5.725_802.11ax HE40_CH134_5670MHz	
ANT	CDD8+9	
Pol.	Horizontal	Fundamental
Peak	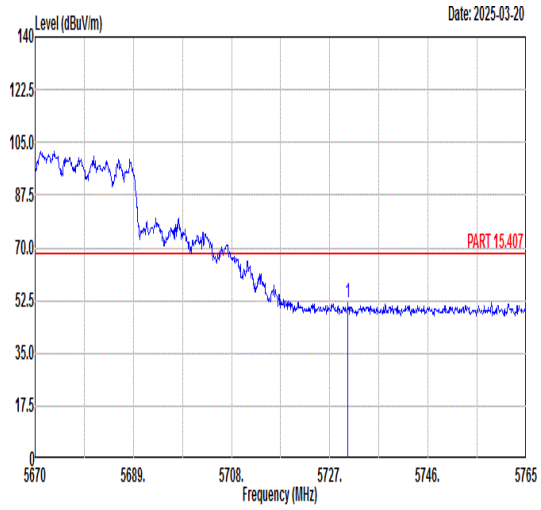 Freq Level Limit Line Margin (dB) Read Level Ant Factor Cable Loss Preamp Factor APos TPos Remark MHz dBuV/m dBuV/m dBuV dB/m dB dB cm deg 1 5730.52 51.64 68.30 -16.66 38.53 36.53 10.03 33.45 294 0 PEAK	Blank

Mode	24	
	Band Edge - L	
	U-NII-2C_5.47-5.725_802.11ax HE40_CH134_5670MHz	
ANT	CDD8+9	
Pol.	Vertical	Fundamental
Peak	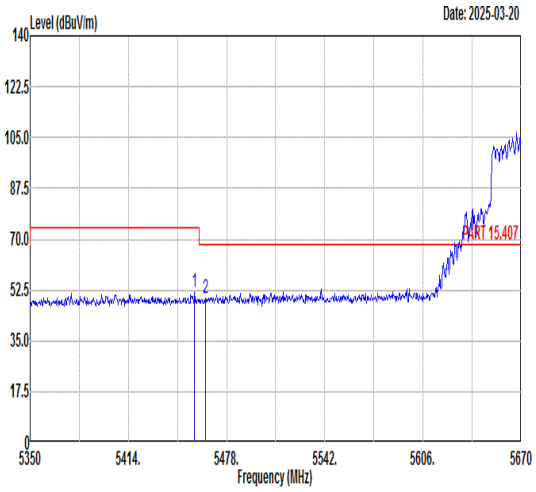 Freq Level Limit Line Margin (dB) Read Level Ant Factor Cable Loss Preamp Factor APos TPos Remark MHz dBuV/m dBuV/m dBuV dB/m dB dB cm deg 1 5457.20 51.89 74.00 -22.11 39.28 36.33 9.69 33.41 300 257 PEAK 2 5464.24 49.86 68.30 -18.44 37.25 36.33 9.69 33.41 300 257 PEAK	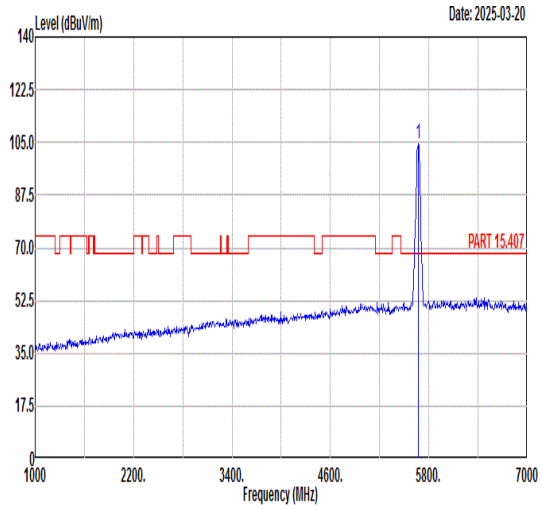 Freq Level Limit Line Margin (dB) Read Level Ant Factor Cable Loss Preamp Factor APos TPos Remark MHz dBuV/m dBuV/m dBuV dB/m dB dB cm deg 1 5670.00 104.70 ------ ------ 91.75 36.47 9.91 33.43 300 257 PEAK
Avg	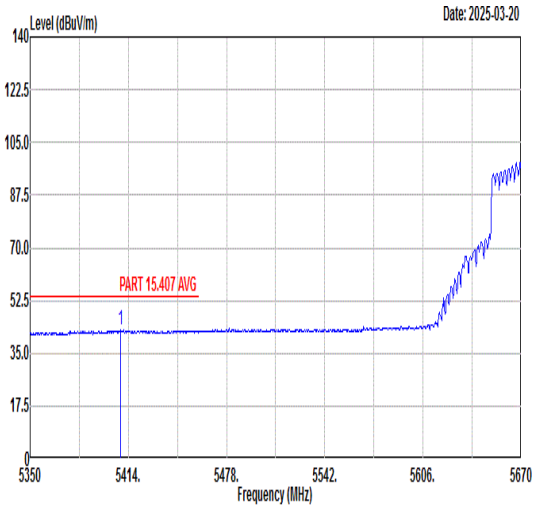 Freq Level Limit Line Margin (dB) Read Level Ant Factor Cable Loss Preamp Factor APos TPos Remark MHz dBuV/m dBuV/m dBuV dB/m dB dB cm deg 1 5408.88 42.75 54.00 -11.25 30.14 36.37 9.66 33.42 300 257 AVERAGE	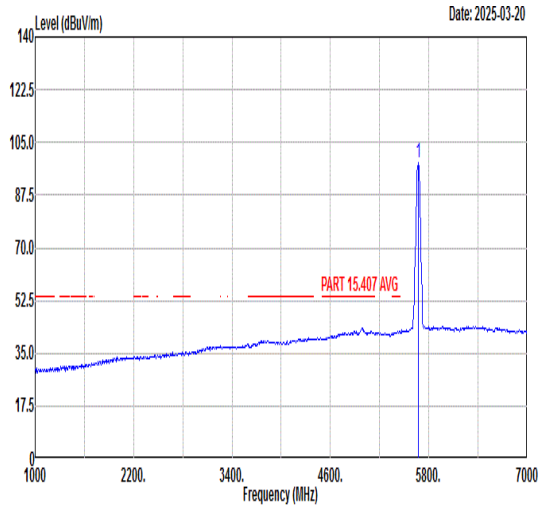 Freq Level Limit Line Margin (dB) Read Level Ant Factor Cable Loss Preamp Factor APos TPos Remark MHz dBuV/m dBuV/m dBuV dB/m dB dB cm deg 1 5670.00 98.50 ------ ------ 85.55 36.47 9.91 33.43 300 257 AVERAGE

Mode	24	
	Band Edge - R	
	U-NII-2C_5.47-5.725_802.11ax HE40_CH134_5670MHz	
ANT	CDD8+9	
Pol.	Vertical	Fundamental
Peak	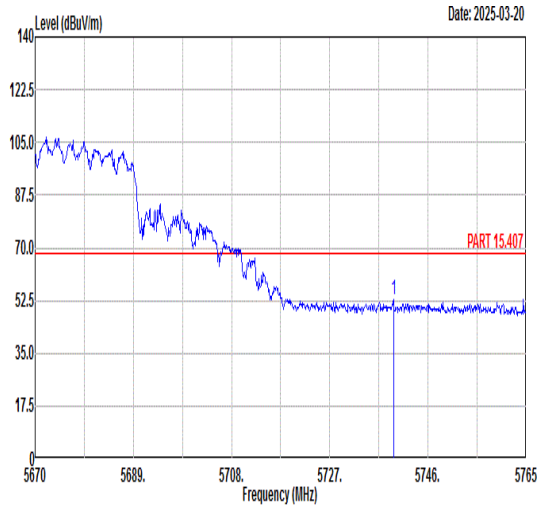 Freq Level Limit Line Margin (dB) Read Level Ant Factor Cable Loss Preamp Factor APos TPos Remark MHz dBuV/m dBuV/m dBuV dB/m dB dB cm deg 1 5739.35 52.95 68.30 -15.35 39.81 36.54 10.05 33.45 300 257 PEAK	Blank

Mode	24	
	Harmonic	
	U-NII-2C_5.47-5.725_802.11ax HE40_CH134_5670MHz	
ANT	CDD8+9	
Pol.	Horizontal	Vertical
Peak Avg	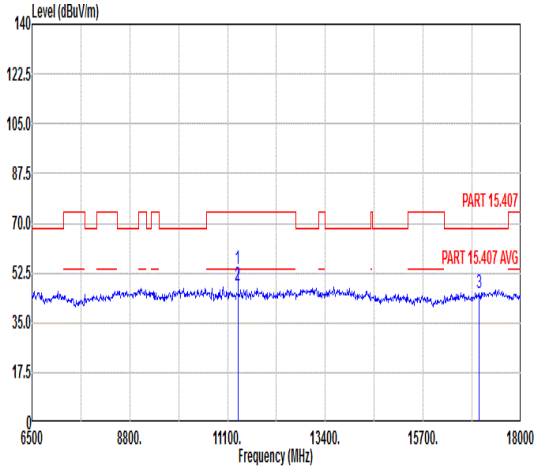 Freq Level Limit Line Margin Read Level Ant Factor Cable Loss Preamp Factor APos TPos Remark MHz dBuV/m dBuV/m dB dBuV dB/m dB dB cm deg 1 11340.00 54.14 74.00 -19.86 66.10 39.01 12.77 63.74 207 360 Peak 2 11340.00 47.96 54.00 -6.04 59.92 39.01 12.77 63.74 207 360 Average 3 17010.00 45.55 68.30 -22.75 52.50 42.31 15.55 64.81 --- --- Peak	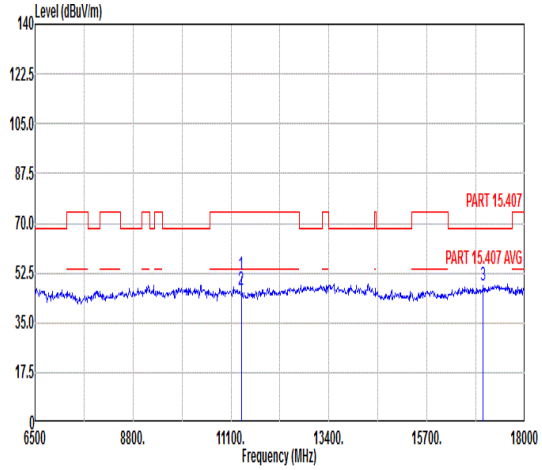 Freq Level Limit Line Margin Read Level Ant Factor Cable Loss Preamp Factor APos TPos Remark MHz dBuV/m dBuV/m dB dBuV dB/m dB dB cm deg 1 11340.00 51.91 74.00 -22.09 63.87 39.01 12.77 63.74 284 325 Peak 2 11340.00 46.30 54.00 -7.70 58.26 39.01 12.77 63.74 284 325 Average 3 17010.00 47.89 68.30 -20.41 54.84 42.31 15.55 64.81 --- --- Peak

Mode	25	
	Band Edge - L	
	U-NII-1_5.15-5.25_802.11ax HE80_CH42_5210MHz	
ANT	CDD8+9	
Pol.	Horizontal	Fundamental
Peak	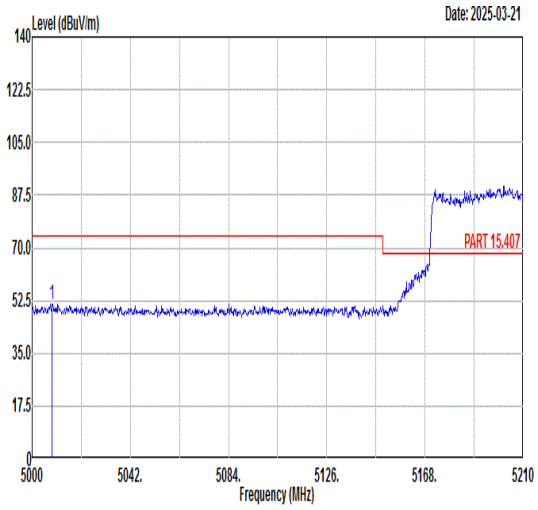 Freq Level Limit Line Margin Read Level Ant Factor Cable Loss Preamp Factor APos TPos Remark MHz dBuV/m dBuV/m dB dBuV dB/m dB dB cm deg 1 5008.61 51.48 74.00 -22.52 39.97 36.69 8.32 33.50 100 223 PEAK	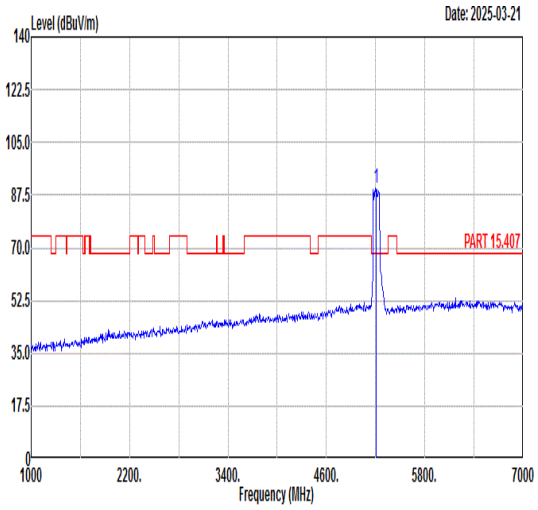 Freq Level Limit Line Margin Read Level Ant Factor Cable Loss Preamp Factor APos TPos Remark MHz dBuV/m dBuV/m dB dBuV dB/m dB dB cm deg 1 5210.00 89.88 ------ ------ 78.18 36.54 8.62 33.46 100 223 PEAK
Avg	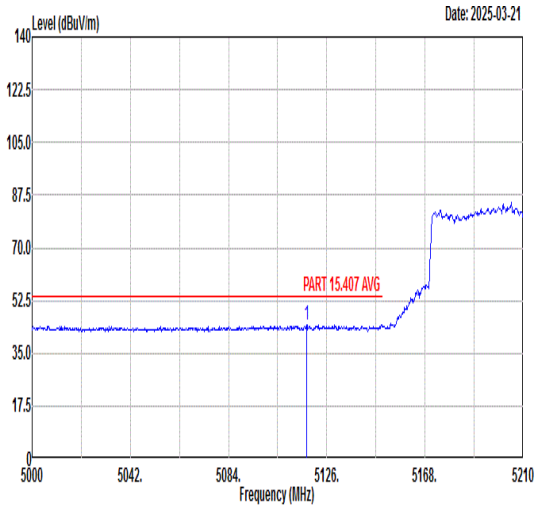 Freq Level Limit Line Margin Read Level Ant Factor Cable Loss Preamp Factor APos TPos Remark MHz dBuV/m dBuV/m dB dBuV dB/m dB dB cm deg 1 5117.39 44.52 54.00 -9.48 32.91 36.61 8.48 33.48 100 223 AVERAGE	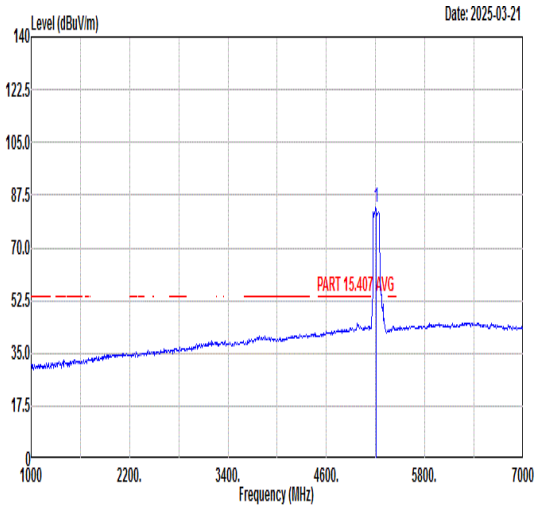 Freq Level Limit Line Margin Read Level Ant Factor Cable Loss Preamp Factor APos TPos Remark MHz dBuV/m dBuV/m dB dBuV dB/m dB dB cm deg 1 5210.00 83.22 ------ ------ 71.51 36.54 8.63 33.46 100 223 AVERAGE

Mode	25	
	Band Edge - R	
	U-NII-1_5.15-5.25_802.11ax HE80_CH42_5210MHz	
ANT	CDD8+9	
Pol.	Horizontal	Fundamental
Peak	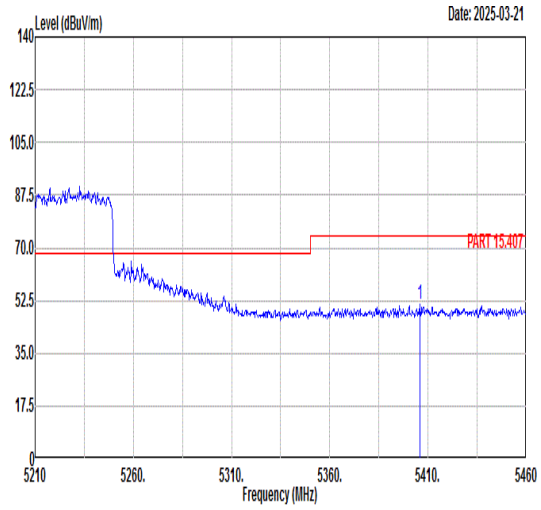 Freq Level Limit Line Margin Read Level Ant Factor Cable Loss Preamp Factor APos TPos Remark MHz dBuV/m dBuV/m dB dBuV dB/m dB dB cm deg 1 5405.75 51.23 74.00 -22.77 38.62 36.38 9.65 33.42 100 223 PEAK	Blank
Avg	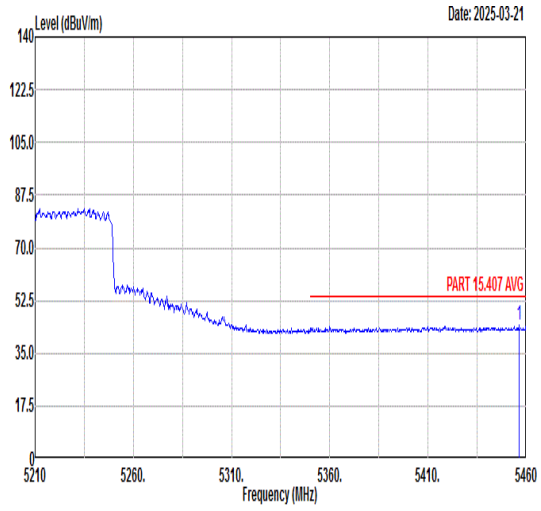 Freq Level Limit Line Margin Read Level Ant Factor Cable Loss Preamp Factor APos TPos Remark MHz dBuV/m dBuV/m dB dBuV dB/m dB dB cm deg 1 5456.25 44.30 54.00 -9.70 31.69 36.33 9.69 33.41 100 223 AVERAGE	Blank

Mode	25	
	Band Edge - L	
	U-NII-1_5.15-5.25_802.11ax HE80_CH42_5210MHz	
ANT	CDD8+9	
Pol.	Vertical	Fundamental
Peak	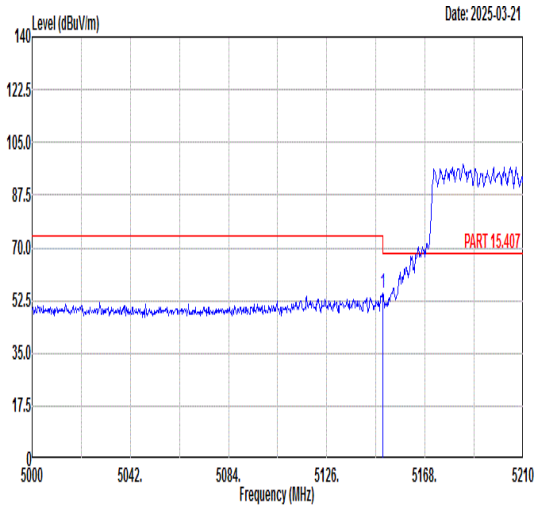 Freq Level Limit Line Margin Read Level Ant Factor Cable Loss Preamp Factor APos TPos Remark MHz dBuV/m dBuV/m dB dBuV dB/m dB dB cm deg 1 5149.94 55.16 74.00 -18.84 43.51 36.58 8.54 33.47 360 266 PEAK	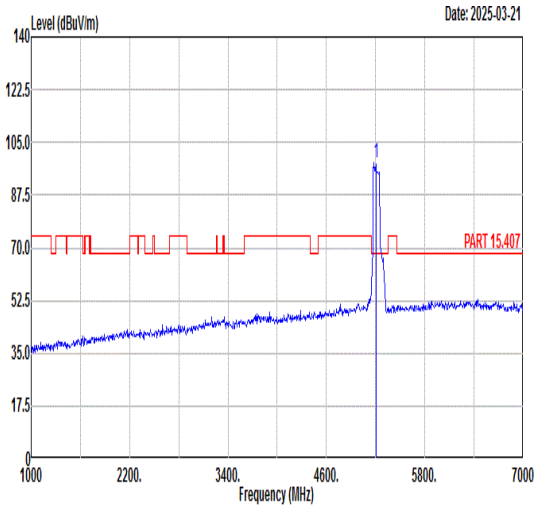 Freq Level Limit Line Margin Read Level Ant Factor Cable Loss Preamp Factor APos TPos Remark MHz dBuV/m dBuV/m dB dBuV dB/m dB dB cm deg 1 5210.00 98.38 ------ ------ 86.70 36.55 8.59 33.46 360 266 PEAK
Avg	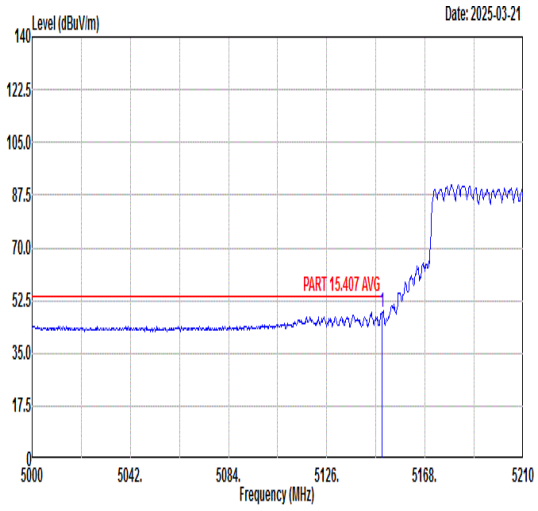 Freq Level Limit Line Margin Read Level Ant Factor Cable Loss Preamp Factor APos TPos Remark MHz dBuV/m dBuV/m dB dBuV dB/m dB dB cm deg 1 5149.73 48.81 54.00 -5.19 37.16 36.58 8.54 33.47 360 266 AVERAGE	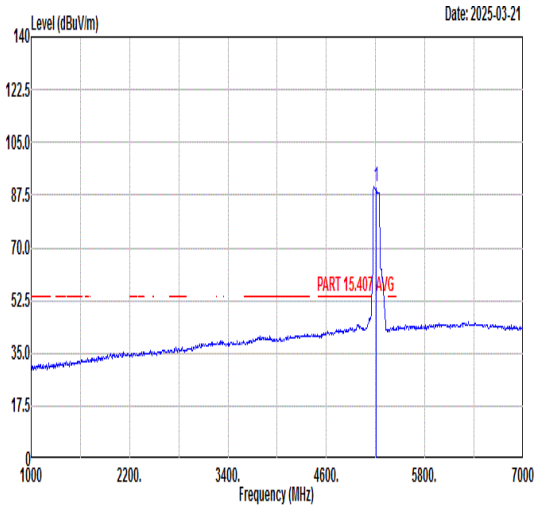 Freq Level Limit Line Margin Read Level Ant Factor Cable Loss Preamp Factor APos TPos Remark MHz dBuV/m dBuV/m dB dBuV dB/m dB dB cm deg 1 5210.00 90.44 ------ ------ 78.76 36.55 8.59 33.46 360 266 AVERAGE

Mode	25	
	Band Edge - R	
	U-NII-1_5.15-5.25_802.11ax HE80_CH42_5210MHz	
ANT	CDD8+9	
Pol.	Vertical	Fundamental
Peak	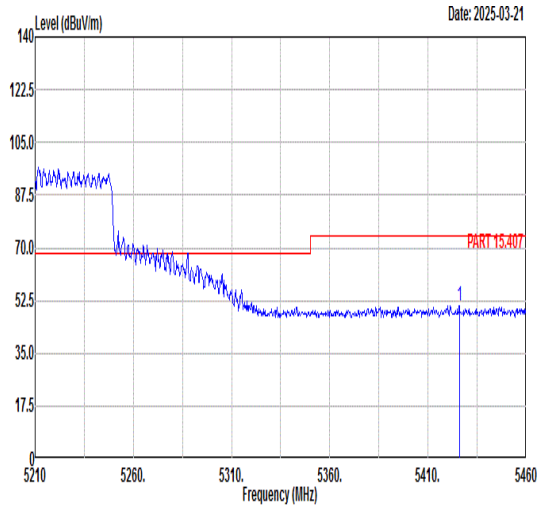 Freq Level Limit Line Margin Read Level Ant Factor Cable Loss Preamp Factor APos TPos Remark MHz dBuV/m dBuV/m dB dBuV dB/m dB dB cm deg 1 5426.00 50.56 74.00 -23.44 37.94 36.36 9.67 33.41 360 266 PEAK	Blank
Avg	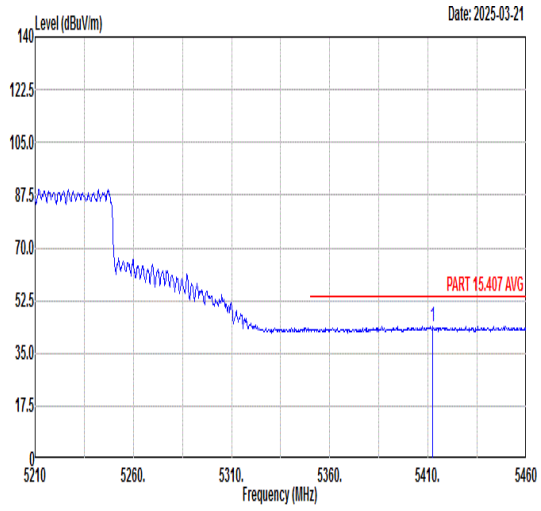 Freq Level Limit Line Margin Read Level Ant Factor Cable Loss Preamp Factor APos TPos Remark MHz dBuV/m dBuV/m dB dBuV dB/m dB dB cm deg 1 5412.50 43.82 54.00 -10.18 31.21 36.37 9.66 33.42 360 266 AVERAGE	Blank

Mode	26	
	Band Edge - L	
	U-NII-2A_5.25-5.35_802.11ax HE80_CH58_5290MHz	
ANT	CDD8+9	
Pol.	Horizontal	Fundamental
Peak	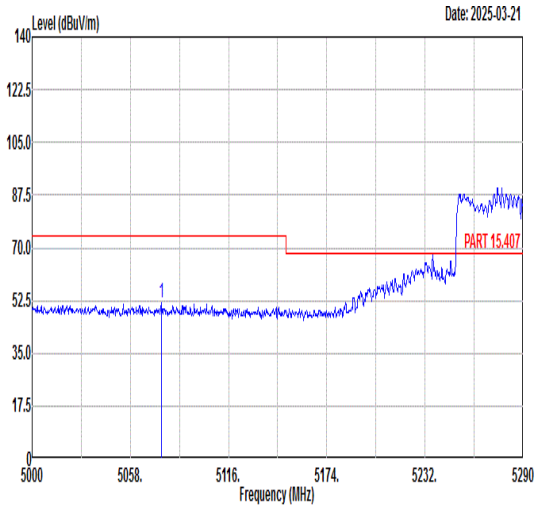 Freq Level Limit Line Margin (dB) Read Level Ant Factor Cable Loss Preamp Factor APos TPos Remark 1 5076.27 51.83 74.00 -22.17 40.27 36.64 8.40 33.48 379 1 PEAK	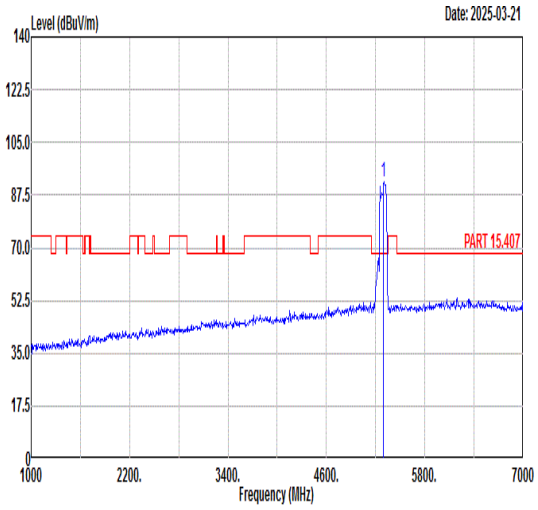 Freq Level Limit Line Margin (dB) Read Level Ant Factor Cable Loss Preamp Factor APos TPos Remark 1 5290.00 92.12 ------ ------ 79.96 36.45 9.15 33.44 379 1 PEAK
Avg	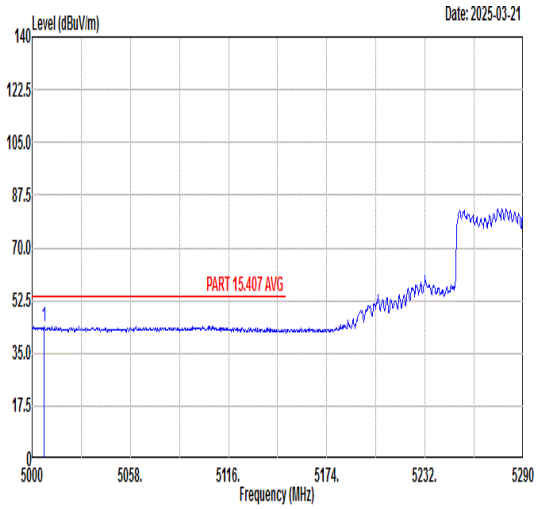 Freq Level Limit Line Margin (dB) Read Level Ant Factor Cable Loss Preamp Factor APos TPos Remark 1 5006.96 43.88 54.00 -10.12 32.37 36.69 8.32 33.50 379 1 AVERAGE	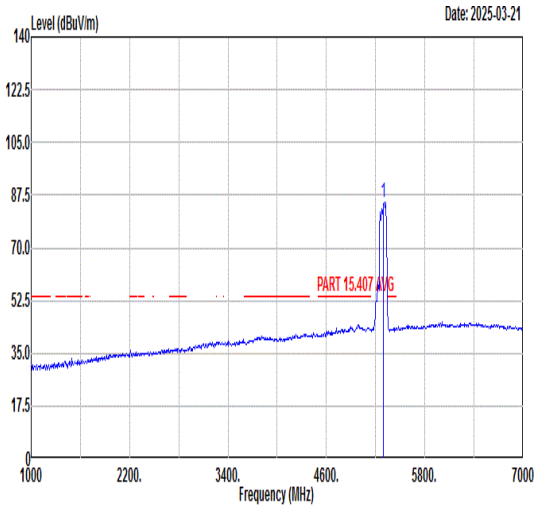 Freq Level Limit Line Margin (dB) Read Level Ant Factor Cable Loss Preamp Factor APos TPos Remark 1 5290.00 85.29 ------ ------ 73.08 36.44 9.21 33.44 379 1 AVERAGE

Mode	26	
	Band Edge - R	
	U-NII-2A_5.25-5.35_802.11ax HE80_CH58_5290MHz	
ANT	CDD8+9	
Pol.	Horizontal	Fundamental
Peak	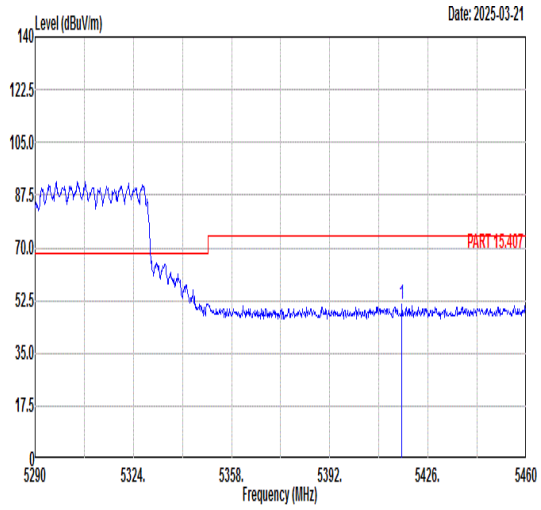 Freq Level Limit Line Margin (dB) Read Level Ant Factor Cable Loss Preamp Factor APos TPos Remark MHz dBuV/m dBuV/m dBuV dB/m dB dB cm deg 1 5416.99 51.13 74.00 -22.87 38.51 36.37 9.67 33.42 379 1 PEAK	Blank
Avg	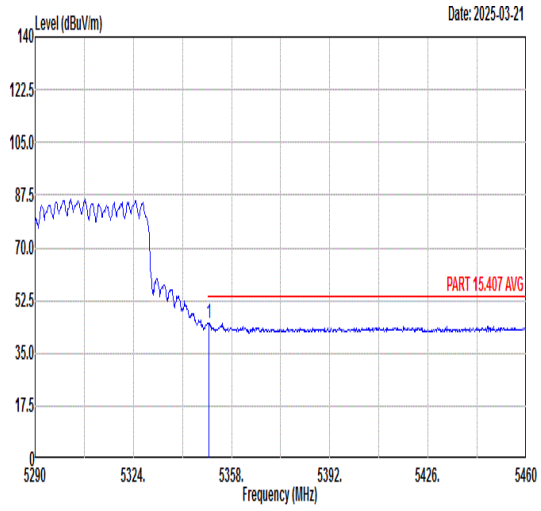 Freq Level Limit Line Margin (dB) Read Level Ant Factor Cable Loss Preamp Factor APos TPos Remark MHz dBuV/m dBuV/m dBuV dB/m dB dB cm deg 1 5350.18 45.12 54.00 -8.88 32.76 36.42 9.37 33.43 379 1 AVERAGE	Blank

Mode	26	
	Band Edge - L	
	U-NII-2A_5.25-5.35_802.11ax HE80_CH58_5290MHz	
ANT	CDD8+9	
Pol.	Vertical	Fundamental
Peak	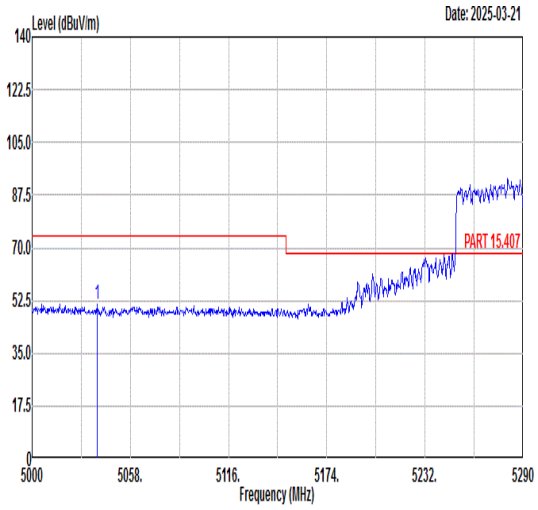 Freq Level Limit Line Margin (dB) Read Level Ant Factor Cable Loss Preamp Factor APos TPos Remark 1 5038.28 51.46 74.00 -22.54 39.95 36.67 8.33 33.49 300 241 PEAK	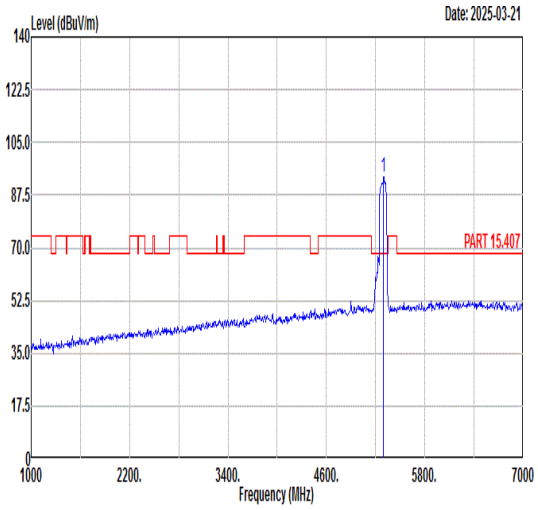 Freq Level Limit Line Margin (dB) Read Level Ant Factor Cable Loss Preamp Factor APos TPos Remark 1 5290.00 93.43 ------ ------ 81.27 36.45 9.15 33.44 300 241 PEAK
Avg	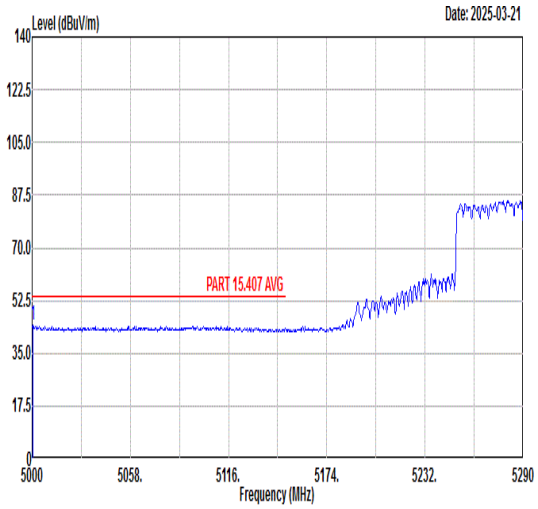 Freq Level Limit Line Margin (dB) Read Level Ant Factor Cable Loss Preamp Factor APos TPos Remark 1 5000.58 44.24 54.00 -9.76 32.70 36.70 8.34 33.50 300 241 AVERAGE	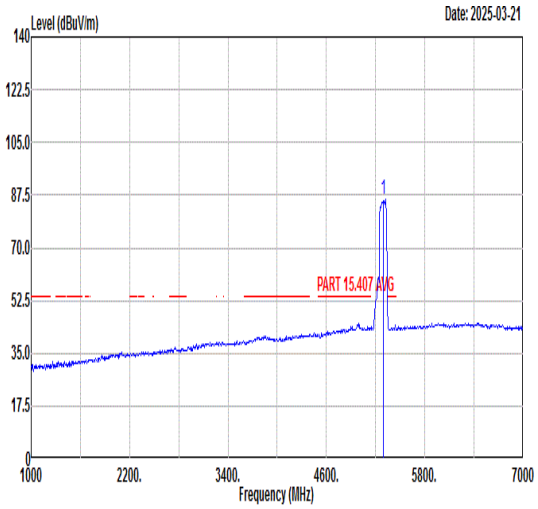 Freq Level Limit Line Margin (dB) Read Level Ant Factor Cable Loss Preamp Factor APos TPos Remark 1 5290.00 86.20 ------ ------ 73.99 36.44 9.21 33.44 300 241 AVERAGE

Mode	26	
	Band Edge - R	
	U-NII-2A_5.25-5.35_802.11ax HE80_CH58_5290MHz	
ANT	CDD8+9	
Pol.	Vertical	Fundamental
Peak	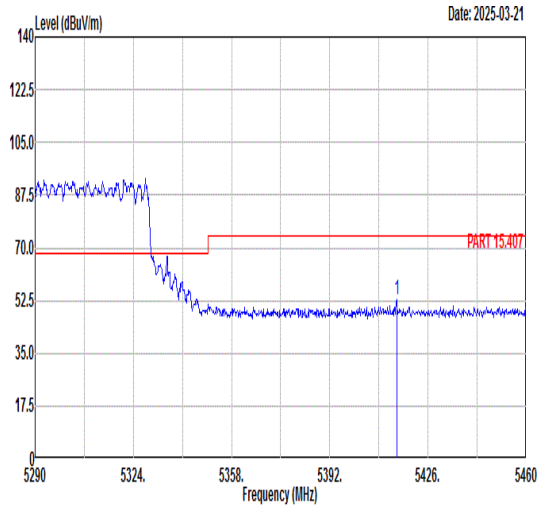 Freq Level Limit Line Margin (dB) Read Level Ant Factor Cable Loss Preamp Factor APos TPos Remark MHz dBuV/m dBuV/m dBuV dB/m dB dB cm deg 1 5415.12 52.81 74.00 -21.19 40.20 36.37 9.66 33.42 300 241 PEAK	Blank
Avg	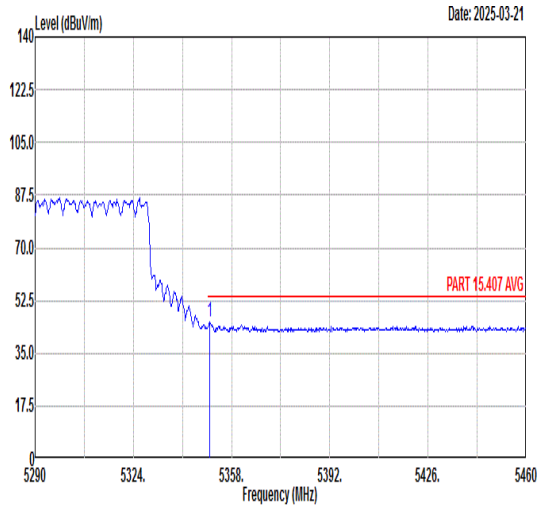 Freq Level Limit Line Margin (dB) Read Level Ant Factor Cable Loss Preamp Factor APos TPos Remark MHz dBuV/m dBuV/m dBuV dB/m dB dB cm deg 1 5350.35 45.41 54.00 -8.59 33.05 36.42 9.37 33.43 300 241 AVERAGE	Blank

Mode	27	
	Band Edge - L	
	U-NII-2C_5.47-5.725_802.11ax HE80_CH106_5530MHz	
ANT	CDD8+9	
Pol.	Horizontal	Fundamental
Peak	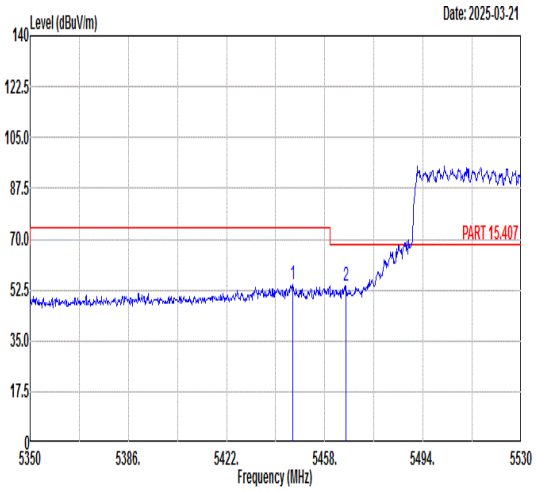 Freq Level Limit Line Margin (dB) Read Level Ant Factor Cable Loss Preamp Factor APos TPos Remark MHz dBuV/m dBuV/m dBuV dB/m dB dB cm deg 1 5446.12 54.36 74.00 -19.64 41.75 36.34 9.68 33.41 228 235 PEAK 2 5465.74 54.02 68.30 -14.28 41.41 36.33 9.69 33.41 228 235 PEAK	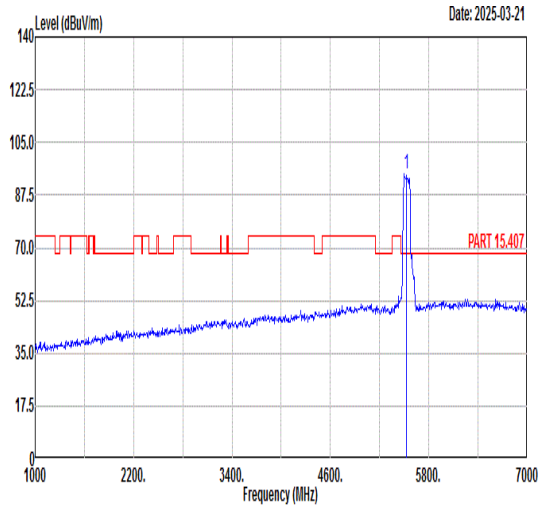 Freq Level Limit Line Margin (dB) Read Level Ant Factor Cable Loss Preamp Factor APos TPos Remark MHz dBuV/m dBuV/m dBuV dB/m dB dB cm deg 1 5530.00 94.74 ------ ------ 82.13 36.30 9.71 33.40 228 235 PEAK
Avg	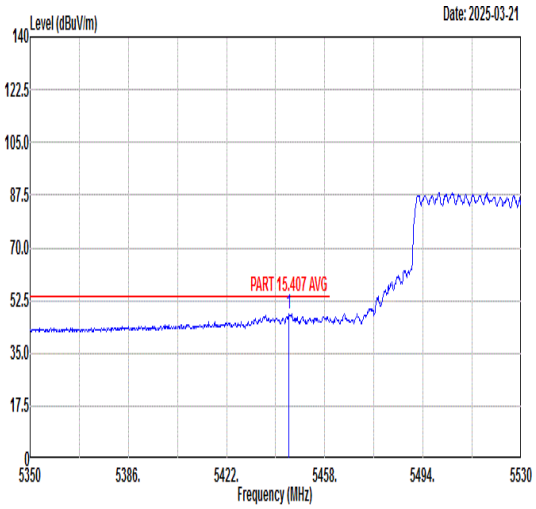 Freq Level Limit Line Margin (dB) Read Level Ant Factor Cable Loss Preamp Factor APos TPos Remark MHz dBuV/m dBuV/m dBuV dB/m dB dB cm deg 1 5444.86 48.17 54.00 -5.83 35.56 36.34 9.68 33.41 228 235 AVERAGE	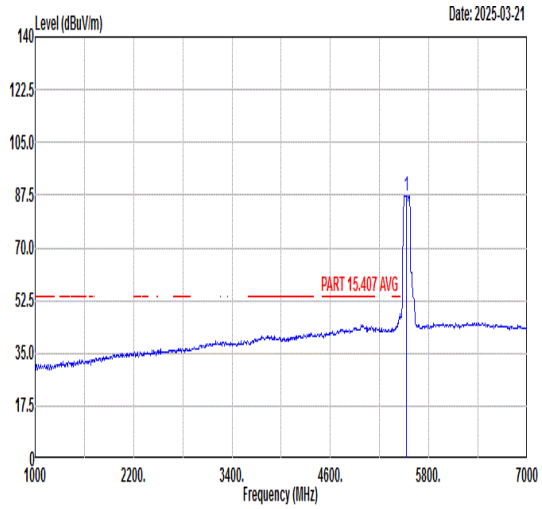 Freq Level Limit Line Margin (dB) Read Level Ant Factor Cable Loss Preamp Factor APos TPos Remark MHz dBuV/m dBuV/m dBuV dB/m dB dB cm deg 1 5530.00 87.34 ------ ------ 74.72 36.31 9.71 33.40 228 235 AVERAGE

Mode	27	
	Band Edge - R	
	U-NII-2C_5.47-5.725_802.11ax HE80_CH106_5530MHz	
ANT	CDD8+9	
Pol.	Horizontal	Fundamental
Peak	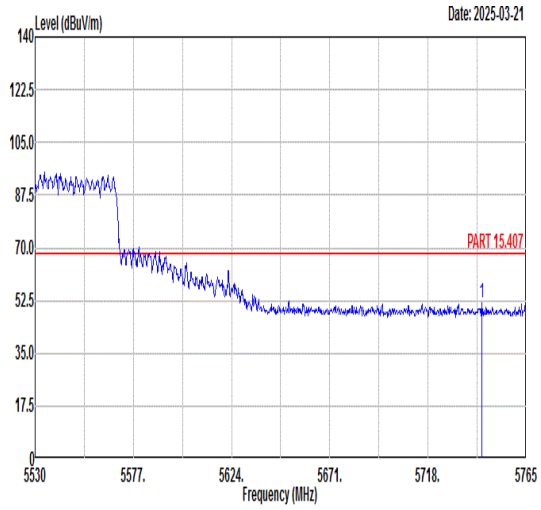 Freq Level Limit Line Margin (dB) Read Level Ant Factor Cable Loss Preamp Factor APos TPos Remark MHz dBuV/m dBuV/m dBuV dB/m dB dB cm deg 1 5743.62 51.70 68.30 -16.60 38.55 36.54 10.06 33.45 228 235 PEAK	Blank

Mode	27
	Band Edge - L
	U-NII-2C_5.47-5.725_802.11ax HE80_CH106_5530MHz
ANT	CDD8+9

Pol.	Vertical	Fundamental
Peak	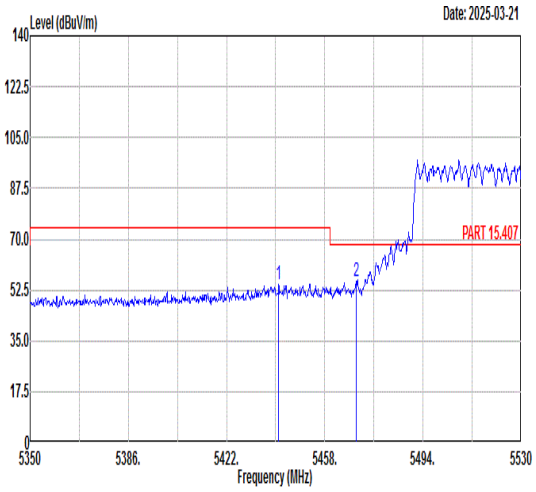 Freq Level Limit Line Margin (dB) Read Level Ant Factor Cable Loss Preamp Factor APos TPos Remark MHz dBuV/m dBuV/m dBuV dB/m dB dB cm deg 1 5441.08 54.51 74.00 -19.49 41.89 36.35 9.68 33.41 286 246 PEAK 2 5469.52 55.35 68.30 -12.95 42.75 36.32 9.69 33.41 286 246 PEAK	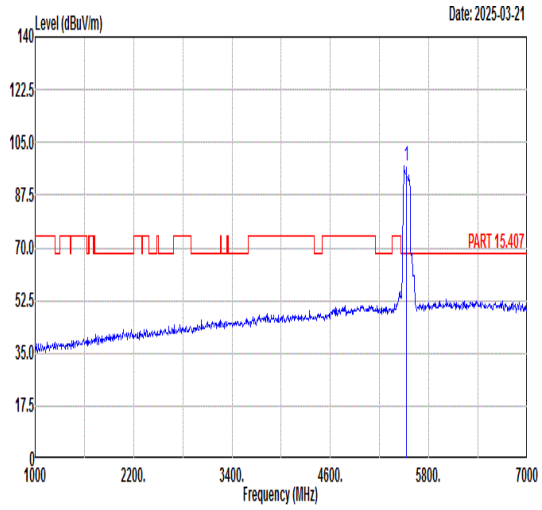 Freq Level Limit Line Margin (dB) Read Level Ant Factor Cable Loss Preamp Factor APos TPos Remark MHz dBuV/m dBuV/m dBuV dB/m dB dB cm deg 1 5530.00 97.14 ------ ------ 84.53 36.30 9.71 33.40 286 246 PEAK
Avg	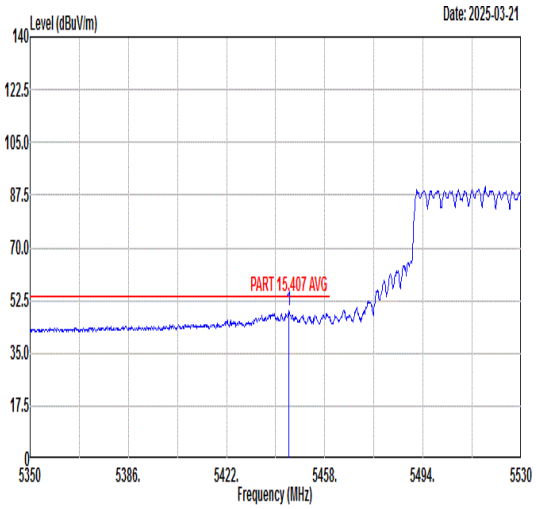 Freq Level Limit Line Margin (dB) Read Level Ant Factor Cable Loss Preamp Factor APos TPos Remark MHz dBuV/m dBuV/m dBuV dB/m dB dB cm deg 1 5444.86 48.90 54.00 -5.10 36.29 36.34 9.68 33.41 286 246 AVERAGE	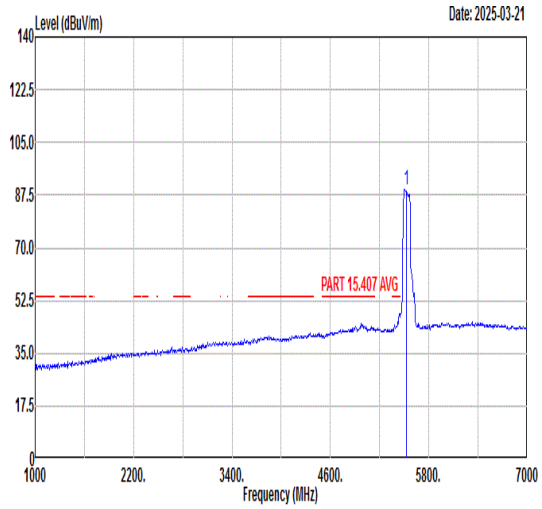 Freq Level Limit Line Margin (dB) Read Level Ant Factor Cable Loss Preamp Factor APos TPos Remark MHz dBuV/m dBuV/m dBuV dB/m dB dB cm deg 1 5530.00 89.43 ------ ------ 76.82 36.30 9.71 33.40 286 246 AVERAGE

Mode	27	
	Band Edge - R	
	U-NII-2C_5.47-5.725_802.11ax HE80_CH106_5530MHz	
ANT	CDD8+9	
Pol.	Vertical	Fundamental
Peak	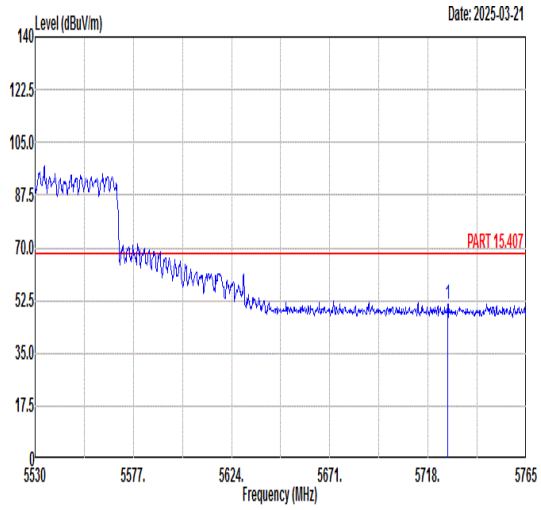 Freq Level Limit Line Margin (dB) Read Level Ant Factor Cable Loss Preamp Factor APos TPos Remark MHz dBuV/m dBuV/m dBuV dB/m dB dB cm deg 1 5727.40 51.26 68.30 -17.04 38.16 36.53 10.02 33.45 286 246 PEAK	Blank

Mode	27	
	Harmonic	
	U-NII-2C_5.47-5.725_802.11ax HE80_CH106_5530MHz	
ANT	CDD8+9	
Pol.	Horizontal	Vertical
Peak Avg	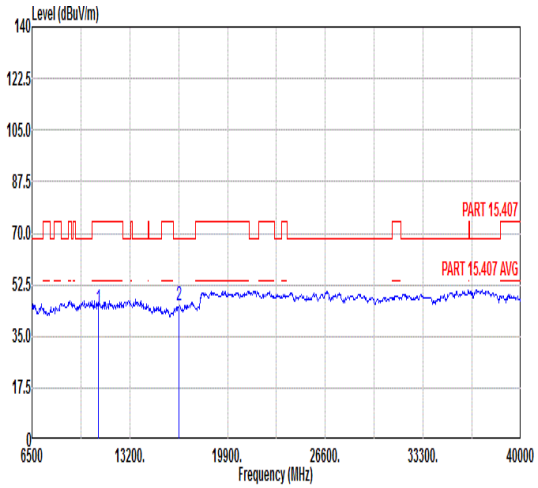 Freq Level Limit Line Margin Read Level Ant Factor Cable Loss Preamp Factor APos TPos Remark MHz dBuV/m dBuV/m dB dBuV dB/m dB dB cm deg 1 11060.00 44.51 74.00 -29.49 56.81 38.67 12.57 63.54 --- --- Peak 2 16590.00 45.64 68.30 -22.66 53.16 42.01 15.23 64.76 --- --- Peak	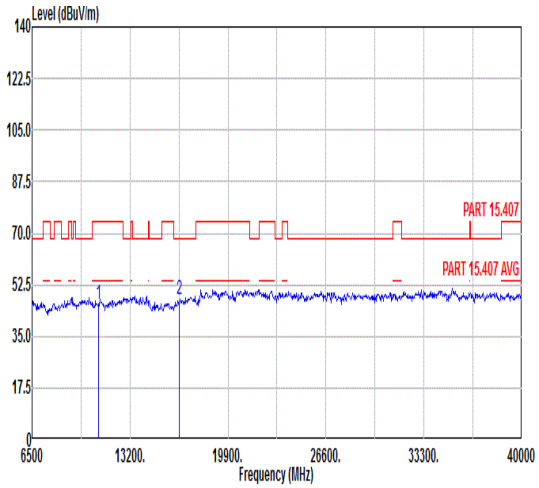 Freq Level Limit Line Margin Read Level Ant Factor Cable Loss Preamp Factor APos TPos Remark MHz dBuV/m dBuV/m dB dBuV dB/m dB dB cm deg 1 11060.00 45.81 74.00 -28.19 58.11 38.67 12.57 63.54 --- --- Peak 2 16590.00 47.72 68.30 -20.58 55.24 42.01 15.23 64.76 --- --- Peak

Mode	28	
	Band Edge - L	
	U-NII-2C_5.47-5.725_802.11ax HE80_CH122_5610MHz	
ANT	CDD8+9	
Pol.	Horizontal	Fundamental
Peak	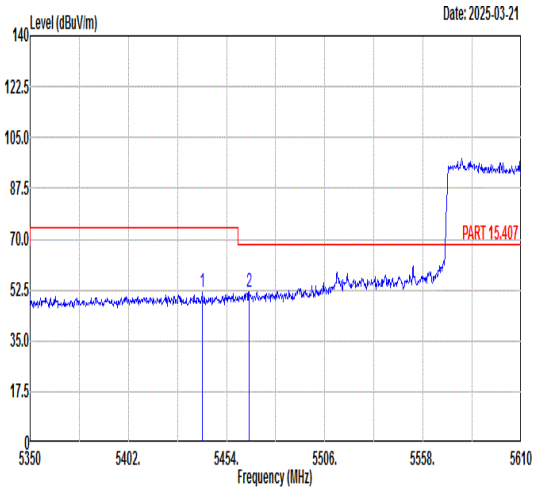 Freq Level Limit Line Margin (dB) Read Level Ant Factor Cable Loss Preamp Factor APos TPos Remark MHz dBuV/m dBuV/m dBuV dB/m dB dB cm deg 1 5441.00 51.61 74.00 -22.39 38.99 36.35 9.68 33.41 200 45 PEAK 2 5465.96 51.69 68.30 -16.61 39.08 36.33 9.69 33.41 200 45 PEAK	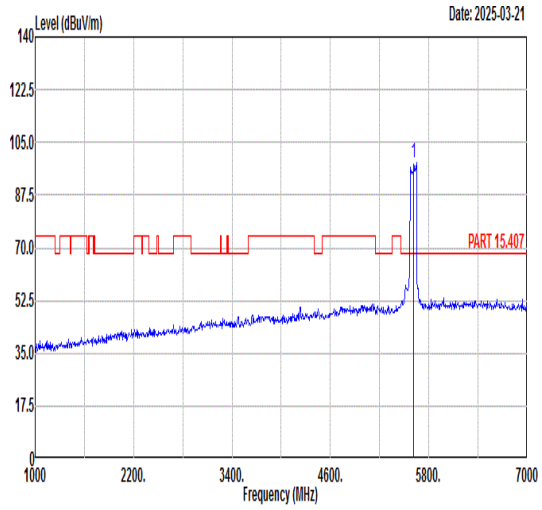 Freq Level Limit Line Margin (dB) Read Level Ant Factor Cable Loss Preamp Factor APos TPos Remark MHz dBuV/m dBuV/m dBuV dB/m dB dB cm deg 1 5610.00 98.46 ------ ------ 85.58 36.45 9.86 33.43 200 45 PEAK
Avg	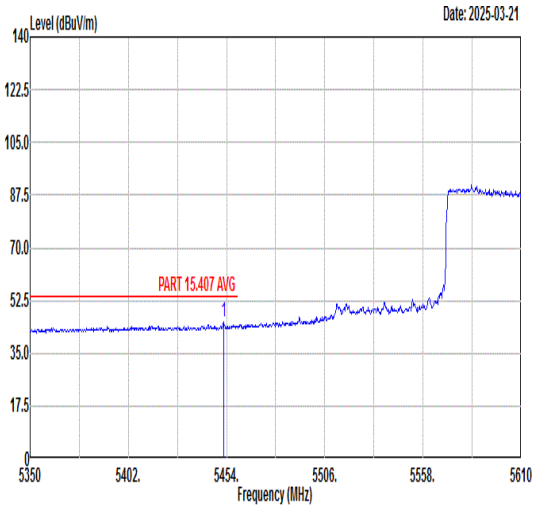 Freq Level Limit Line Margin (dB) Read Level Ant Factor Cable Loss Preamp Factor APos TPos Remark MHz dBuV/m dBuV/m dBuV dB/m dB dB cm deg 1 5452.44 45.28 54.00 -8.72 32.67 36.34 9.68 33.41 200 45 AVERAGE	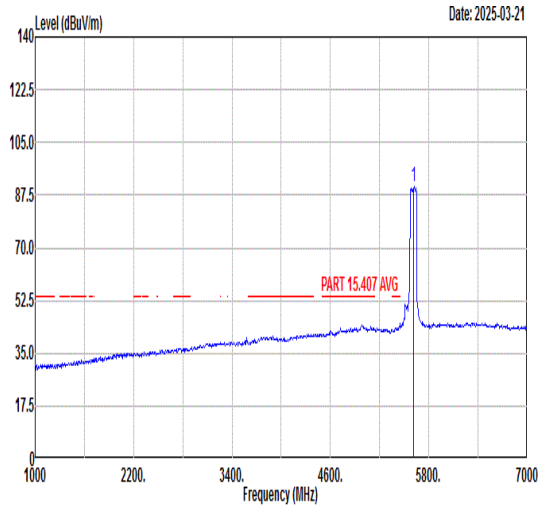 Freq Level Limit Line Margin (dB) Read Level Ant Factor Cable Loss Preamp Factor APos TPos Remark MHz dBuV/m dBuV/m dBuV dB/m dB dB cm deg 1 5610.00 90.23 ------ ------ 77.43 36.42 9.80 33.42 200 45 AVERAGE

Mode	28	
	Band Edge - R	
	U-NII-2C_5.47-5.725_802.11ax HE80_CH122_5610MHz	
ANT	CDD8+9	
Pol.	Horizontal	Fundamental
Peak	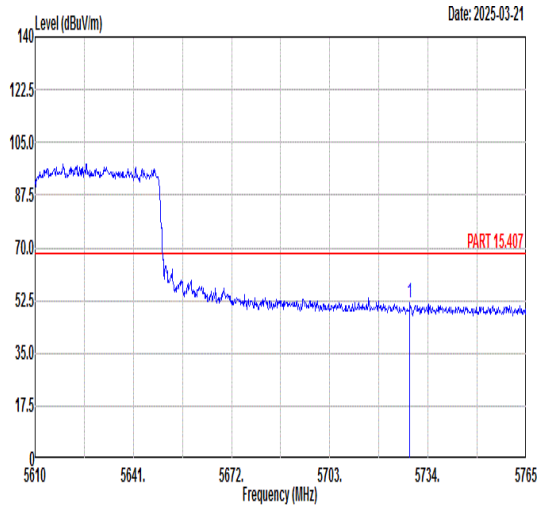 Freq Level Limit Line Margin (dB) Read Level Ant Factor Cable Loss Preamp Factor APos TPos Remark MHz dBuV/m dBuV/m dBuV dB/m dB dB cm deg 1 5728.27 51.84 68.30 -16.46 38.73 36.53 10.03 33.45 200 45 PEAK	Blank

Mode	28	
	Band Edge - L	
	U-NII-2C_5.47-5.725_802.11ax HE80_CH122_5610MHz	
ANT	CDD8+9	
Pol.	Vertical	Fundamental
Peak	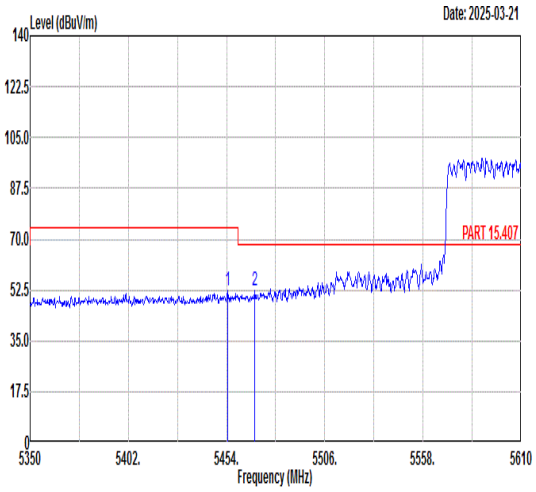 Freq Level Limit Line Margin (dB) Read Level Ant Factor Cable Loss Preamp Factor APos TPos Remark MHz dBuV/m dBuV/m dBuV dB/m dB dB cm deg 1 5454.78 52.22 74.00 -21.78 39.61 36.34 9.68 33.41 301 257 PEAK 2 5468.82 52.27 68.30 -16.03 39.67 36.32 9.69 33.41 301 257 PEAK	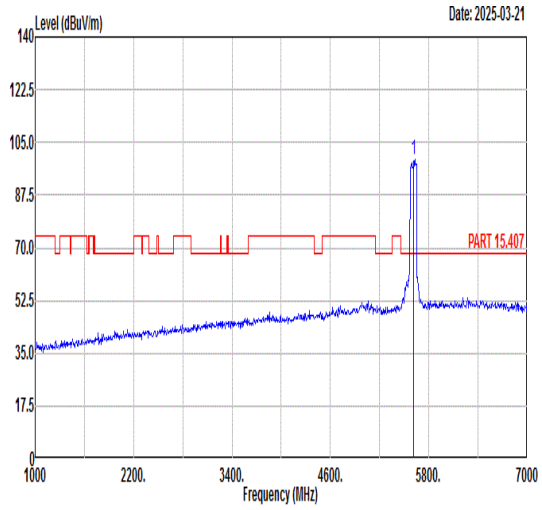 Freq Level Limit Line Margin (dB) Read Level Ant Factor Cable Loss Preamp Factor APos TPos Remark MHz dBuV/m dBuV/m dBuV dB/m dB dB cm deg 1 5610.00 99.33 ------ ------ 86.51 36.43 9.82 33.43 301 257 PEAK
Avg	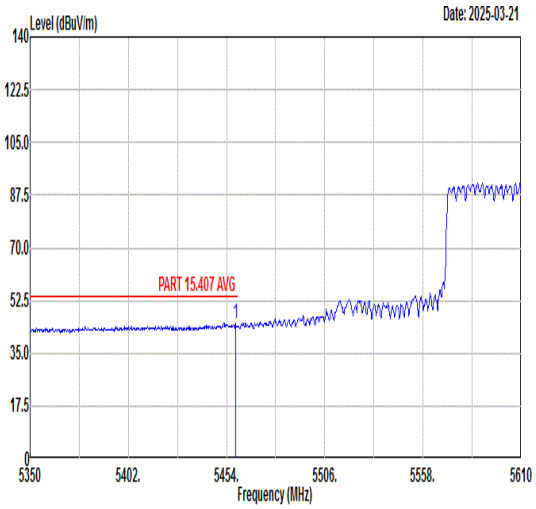 Freq Level Limit Line Margin (dB) Read Level Ant Factor Cable Loss Preamp Factor APos TPos Remark MHz dBuV/m dBuV/m dBuV dB/m dB dB cm deg 1 5458.68 44.81 54.00 -9.19 32.20 36.33 9.69 33.41 301 257 AVERAGE	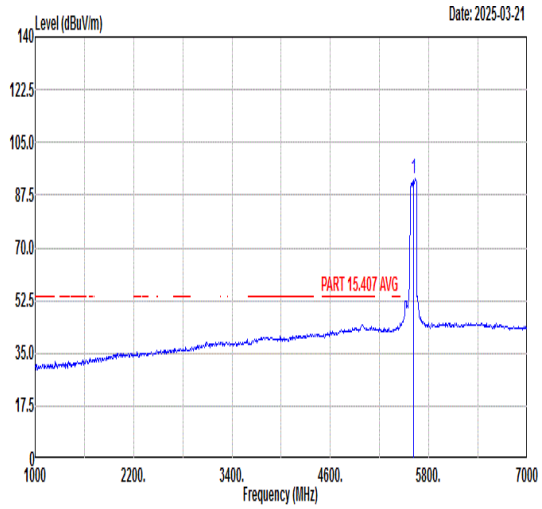 Freq Level Limit Line Margin (dB) Read Level Ant Factor Cable Loss Preamp Factor APos TPos Remark MHz dBuV/m dBuV/m dBuV dB/m dB dB cm deg 1 5610.00 92.81 ------ ------ 79.99 36.43 9.82 33.43 301 257 AVERAGE

Mode	28	
	Band Edge - R	
	U-NII-2C_5.47-5.725_802.11ax HE80_CH122_5610MHz	
ANT	CDD8+9	
Pol.	Vertical	Fundamental
Peak	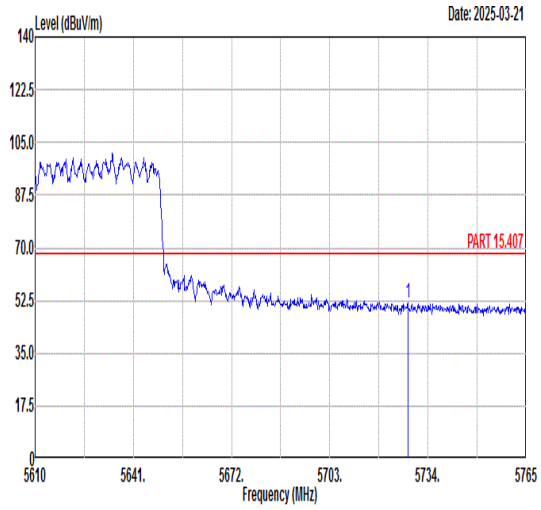 Freq Level Limit Line Margin (dB) Read Level Ant Factor Cable Loss Preamp Factor APos TPos Remark MHz dBuV/m dBuV/m dBuV dB/m dB dB cm deg 1 5727.65 51.81 68.30 -16.49 38.71 36.53 10.02 33.45 301 257 PEAK	Blank

Mode	29	
	Band Edge - L	
	U-NII-2C_5.47-5.725_802.11ax HE160_CH50_5250MHz	
ANT	CDD8+9	
Pol.	Horizontal	Fundamental
Peak	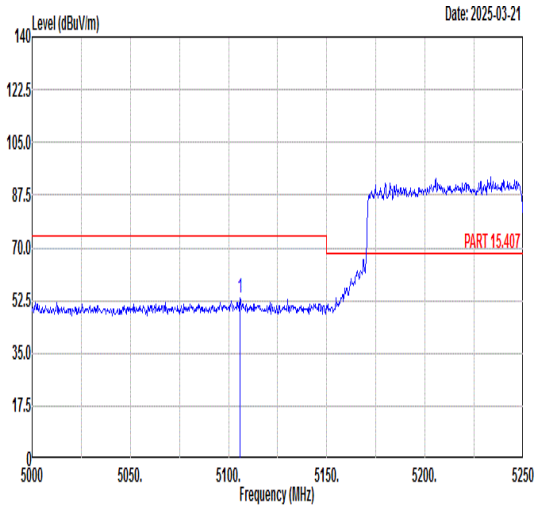 Freq Level Limit Line Margin (dB) Read Level Ant Factor Cable Loss Preamp Factor APos TPos Remark 1 5106.00 53.42 74.00 -20.58 41.83 36.62 8.45 33.48 231 26 PEAK	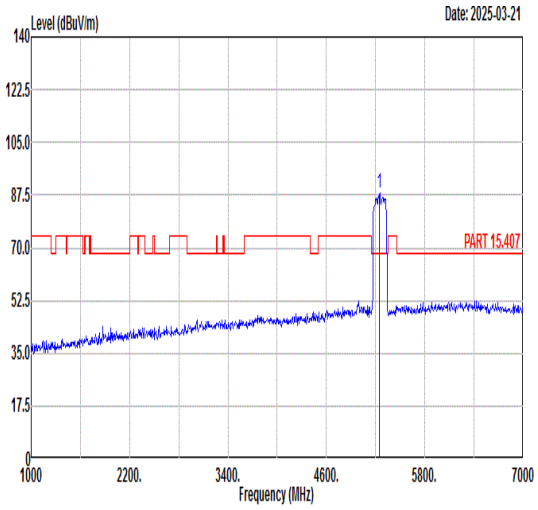 Freq Level Limit Line Margin (dB) Read Level Ant Factor Cable Loss Preamp Factor APos TPos Remark 1 5250.00 88.35 ------ ------ 76.43 36.50 8.87 33.45 231 26 PEAK
Avg	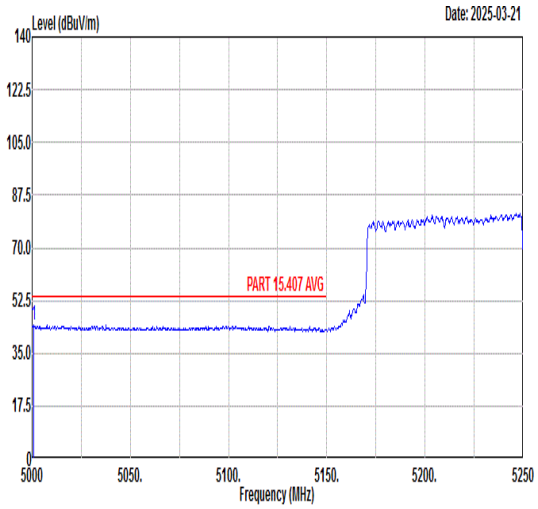 Freq Level Limit Line Margin (dB) Read Level Ant Factor Cable Loss Preamp Factor APos TPos Remark 1 5001.00 44.29 54.00 -9.71 32.75 36.70 8.34 33.50 231 26 AVERAGE	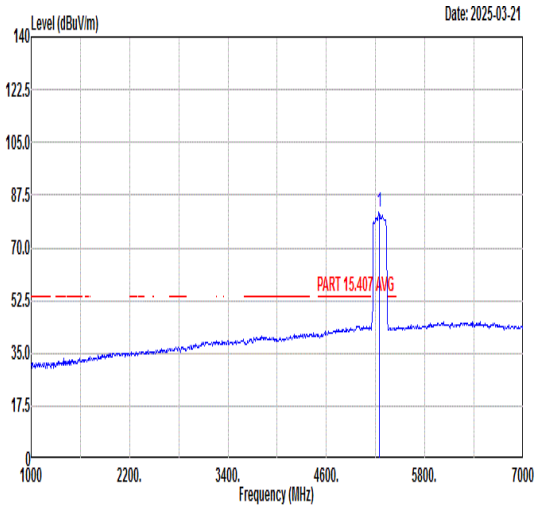 Freq Level Limit Line Margin (dB) Read Level Ant Factor Cable Loss Preamp Factor APos TPos Remark 1 5250.00 81.67 ------ ------ 69.84 36.51 8.77 33.45 231 26 AVERAGE

Mode	29	
	Band Edge - R	
	U-NII-2C_5.47-5.725_802.11ax HE160_CH50_5250MHz	
ANT	CDD8+9	
Pol.	Horizontal	Fundamental
Peak	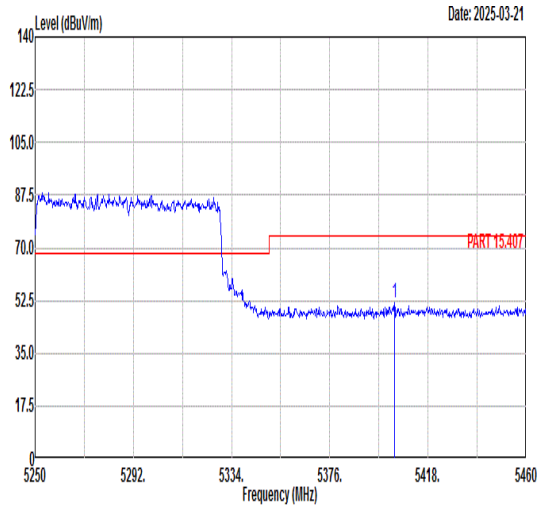 Freq Level Limit Line Margin (dB) Read Level Ant Factor Cable Loss Preamp Factor APos TPos Remark MHz dBuV/m dBuV/m dBuV dB/m dB dB cm deg 1 5403.72 51.61 74.00 -22.39 39.01 36.38 9.64 33.42 231 26 PEAK	Blank
Avg	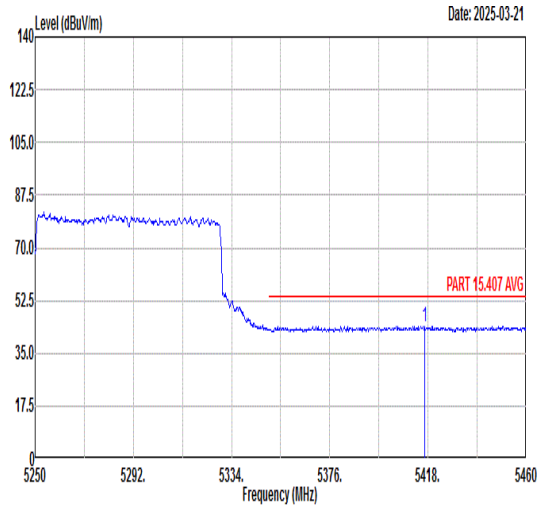 Freq Level Limit Line Margin (dB) Read Level Ant Factor Cable Loss Preamp Factor APos TPos Remark MHz dBuV/m dBuV/m dBuV dB/m dB dB cm deg 1 5416.74 43.98 54.00 -10.02 31.37 36.37 9.66 33.42 231 26 AVERAGE	Blank

Mode	29	
	Band Edge - L	
	U-NII-2C_5.47-5.725_802.11ax HE160_CH50_5250MHz	
ANT	CDD8+9	
Pol.	Vertical	Fundamental
Peak	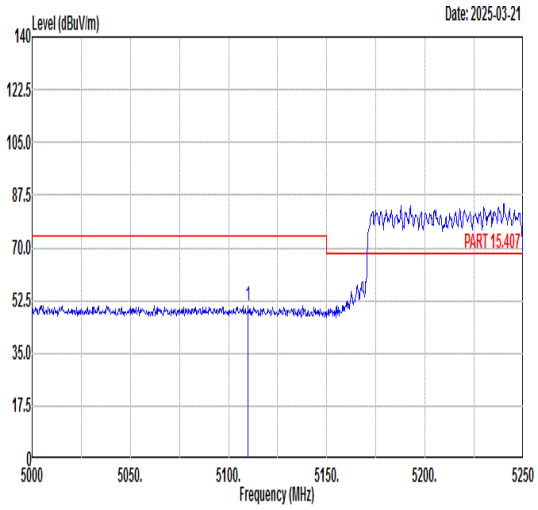 Freq Level Limit Line Margin (dB) Read Level Ant Factor Cable Loss Preamp Factor APos TPos Remark MHz dBuV/m dBuV/m dBuV dB/m dB dB cm deg 1 5110.00 50.97 74.00 -23.03 39.38 36.61 8.46 33.48 200 206 PEAK	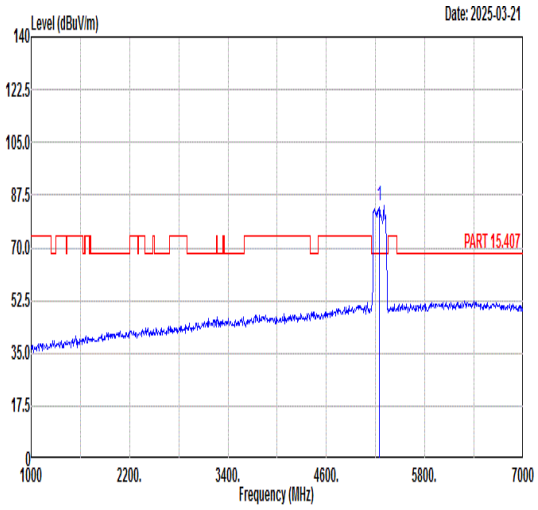 Freq Level Limit Line Margin (dB) Read Level Ant Factor Cable Loss Preamp Factor APos TPos Remark MHz dBuV/m dBuV/m dBuV dB/m dB dB cm deg 1 5250.00 83.77 ------ ------ 71.63 36.46 9.12 33.44 200 206 PEAK
Avg	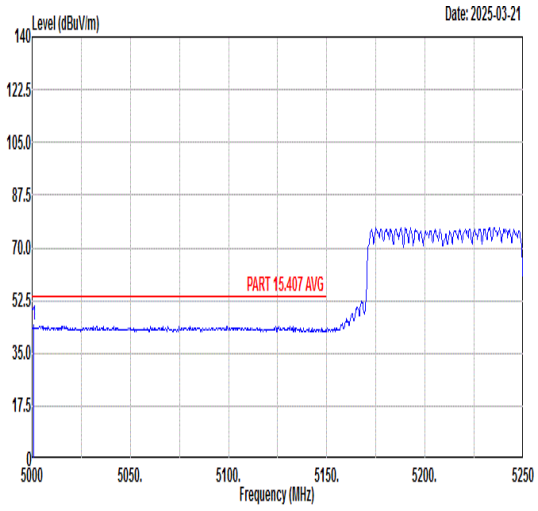 Freq Level Limit Line Margin (dB) Read Level Ant Factor Cable Loss Preamp Factor APos TPos Remark MHz dBuV/m dBuV/m dBuV dB/m dB dB cm deg 1 5001.00 44.25 54.00 -9.75 32.71 36.70 8.34 33.50 200 206 AVERAGE	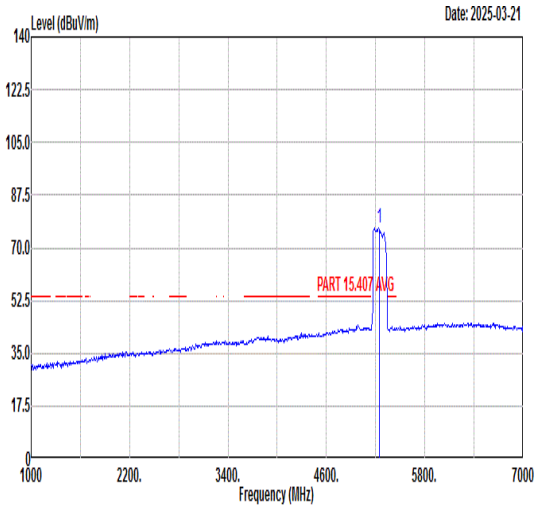 Freq Level Limit Line Margin (dB) Read Level Ant Factor Cable Loss Preamp Factor APos TPos Remark MHz dBuV/m dBuV/m dBuV dB/m dB dB cm deg 1 5250.00 76.84 ------ ------ 65.01 36.51 8.77 33.45 200 206 AVERAGE

Mode	29	
	Band Edge - R	
	U-NII-2C_5.47-5.725_802.11ax HE160_CH50_5250MHz	
ANT	CDD8+9	
Pol.	Vertical	Fundamental
Peak	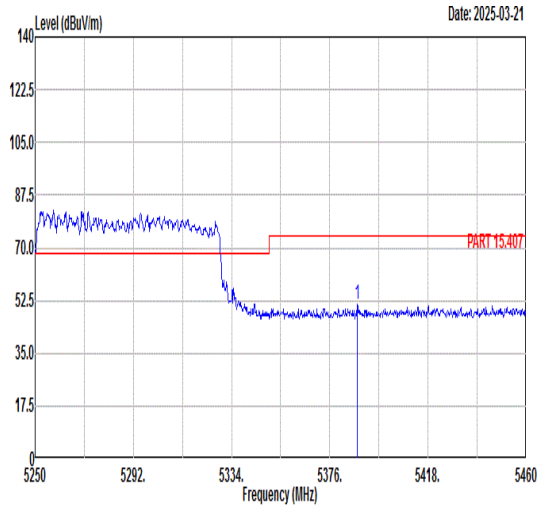 Limit Margin Read Ant Cable Preamp APos TPos Freq Level Line (dB) Level Factor Loss Factor Remark MHz dBuV/m dBuV/m dBuV dB/m dB dB cm deg 1 5387.76 50.99 74.00 -23.01 38.46 36.39 9.56 33.42 200 206 PEAK	Blank
Avg	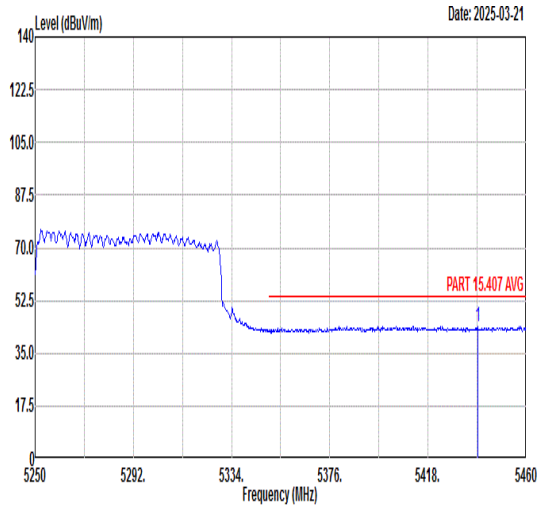 Limit Margin Read Ant Cable Preamp APos TPos Freq Level Line (dB) Level Factor Loss Factor Remark MHz dBuV/m dBuV/m dBuV dB/m dB dB cm deg 1 5439.21 43.98 54.00 -10.02 31.36 36.35 9.68 33.41 200 206 AVERAGE	Blank

Mode	30	
	Band Edge - L	
	U-NII-2C_5.47-5.725_802.11ax HE160_CH114_5570MHz	
ANT	CDD8+9	
Pol.	Horizontal	Fundamental
Peak	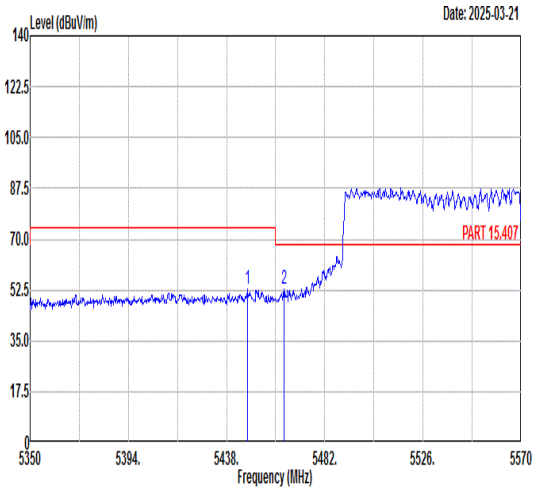 Freq Level Limit Line Margin (dB) Read Level Ant Factor Cable Loss Preamp Factor APos TPos Remark MHz dBuV/m dBuV/m dBuV dB/m dB dB cm deg 1 5447.24 52.90 74.00 -21.10 40.29 36.34 9.68 33.41 378 25 PEAK 2 5463.74 52.98 68.30 -15.32 40.37 36.33 9.69 33.41 378 25 PEAK	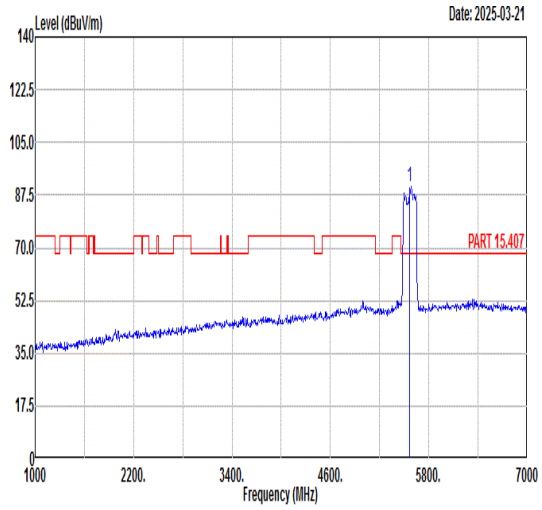 Freq Level Limit Line Margin (dB) Read Level Ant Factor Cable Loss Preamp Factor APos TPos Remark MHz dBuV/m dBuV/m dBuV dB/m dB dB cm deg 1 5570.00 90.36 ------ ------ 77.65 36.38 9.75 33.42 378 25 PEAK
Avg	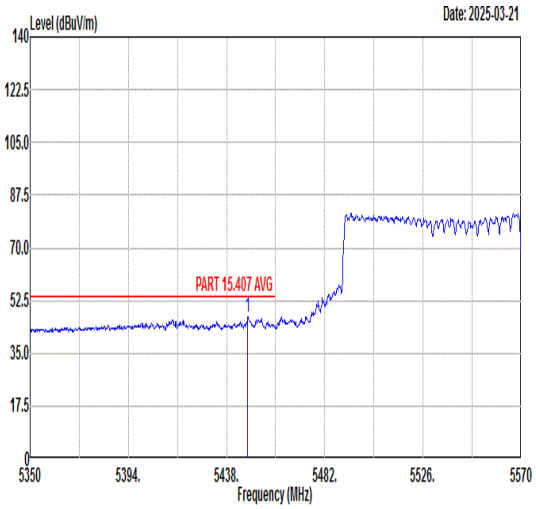 Freq Level Limit Line Margin (dB) Read Level Ant Factor Cable Loss Preamp Factor APos TPos Remark MHz dBuV/m dBuV/m dBuV dB/m dB dB cm deg 1 5447.46 47.07 54.00 -6.93 34.46 36.34 9.68 33.41 378 25 AVERAGE	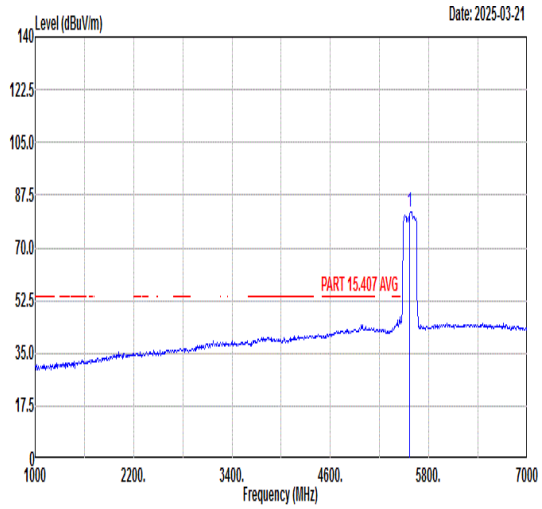 Freq Level Limit Line Margin (dB) Read Level Ant Factor Cable Loss Preamp Factor APos TPos Remark MHz dBuV/m dBuV/m dBuV dB/m dB dB cm deg 1 5570.00 81.90 ------ ------ 69.18 36.39 9.75 33.42 378 25 AVERAGE

Mode	30	
	Band Edge - R	
	U-NII-2C_5.47-5.725_802.11ax HE160_CH114_5570MHz	
ANT	CDD8+9	
Pol.	Horizontal	Fundamental
Peak	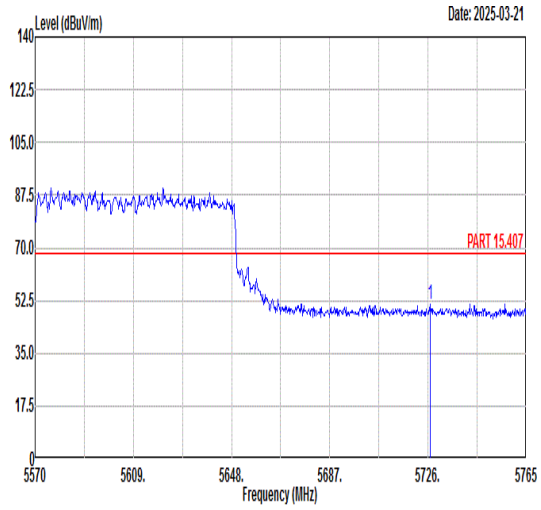 Freq Level Limit Line Margin (dB) Read Level Ant Factor Cable Loss Preamp Factor APos TPos Remark MHz dBuV/m dBuV/m dBuV dB/m dB dB cm deg 1 5726.78 51.21 68.30 -17.09 38.11 36.53 10.02 33.45 378 25 PEAK	Blank

Mode	30
	Band Edge - L
	U-NII-2C_5.47-5.725_802.11ax HE160_CH114_5570MHz
ANT	CDD8+9

Pol.	Vertical	Fundamental
Peak	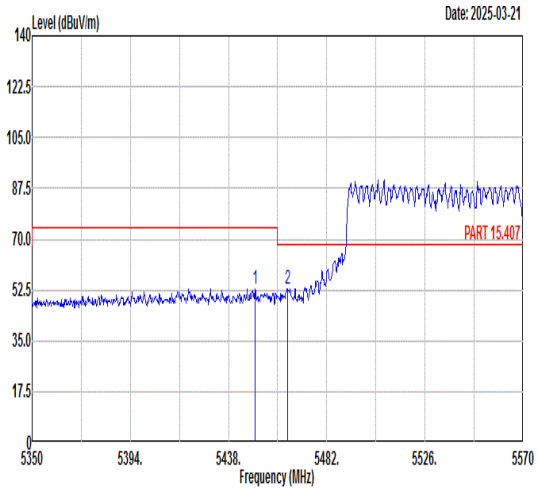 Freq Level Limit Line Margin (dB) Read Level Ant Factor Cable Loss Preamp Factor APos TPos Remark MHz dBuV/m dBuV/m dBuV dB/m dB dB cm deg 1 5449.88 53.00 74.00 -21.00 40.39 36.34 9.68 33.41 236 97 PEAK 2 5464.40 52.89 68.30 -15.41 40.28 36.33 9.69 33.41 236 97 PEAK	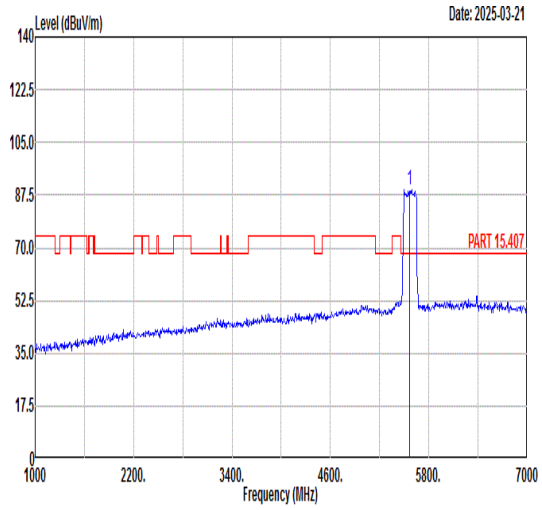 Freq Level Limit Line Margin (dB) Read Level Ant Factor Cable Loss Preamp Factor APos TPos Remark MHz dBuV/m dBuV/m dBuV dB/m dB dB cm deg 1 5570.00 89.49 ------ ------ 76.88 36.30 9.71 33.40 236 97 PEAK
Avg	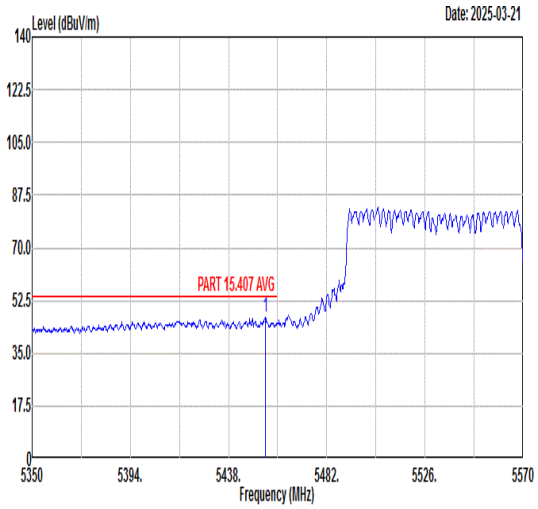 Freq Level Limit Line Margin (dB) Read Level Ant Factor Cable Loss Preamp Factor APos TPos Remark MHz dBuV/m dBuV/m dBuV dB/m dB dB cm deg 1 5454.50 46.81 54.00 -7.19 34.20 36.34 9.68 33.41 236 97 AVERAGE	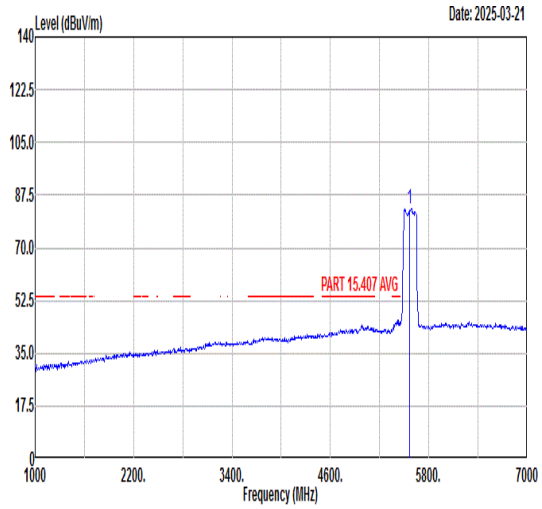 Freq Level Limit Line Margin (dB) Read Level Ant Factor Cable Loss Preamp Factor APos TPos Remark MHz dBuV/m dBuV/m dBuV dB/m dB dB cm deg 1 5570.00 82.97 ------ ------ 70.35 36.31 9.71 33.40 236 97 AVERAGE

Mode	30	
	Band Edge - R	
	U-NII-2C_5.47-5.725_802.11ax HE160_CH114_5570MHz	
ANT	CDD8+9	
Pol.	Vertical	Fundamental
Peak	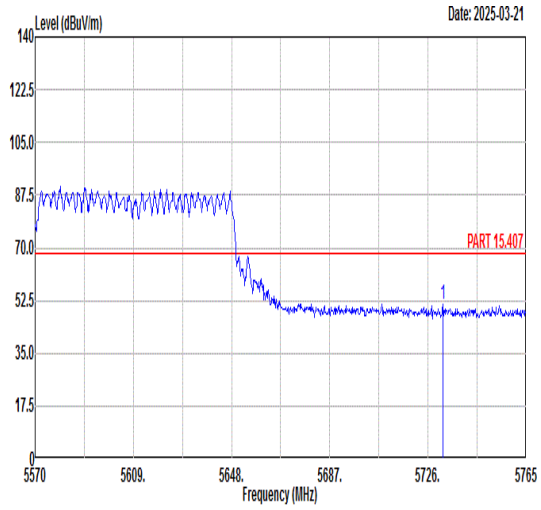 Freq Level Limit Line Margin (dB) Read Level Ant Factor Cable Loss Preamp Factor APos TPos Remark MHz dBuV/m dBuV/m dBuV dB/m dB dB cm deg 1 5731.85 51.18 68.30 -17.12 38.07 36.53 10.03 33.45 236 97 PEAK	Blank

Mode	31	
	Harmonic	
	U-NII-3_5.725-5.85_802.11a_CH149_5745MHz	
ANT	CDD8+9	
Pol.	Horizontal	Vertical
Peak Avg	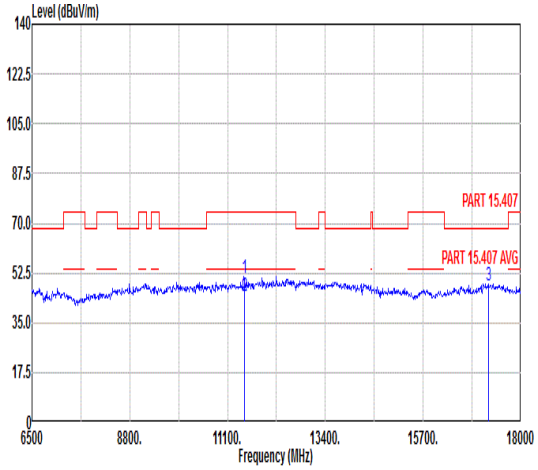 Freq Level Limit Line Margin Read Level Ant Factor Cable Loss Preamp Factor APos TPos Remark MHz dBuV/m dBuV/m dB dBuV dB/m dB dB cm deg 1 11490.00 50.88 74.00 -23.12 62.66 39.19 12.87 63.84 125 17 Peak 2 11490.00 44.39 54.00 -9.61 56.17 39.19 12.87 63.84 125 17 Average 3 17235.00 48.05 68.30 -20.25 54.83 42.56 15.72 65.06 --- --- Peak	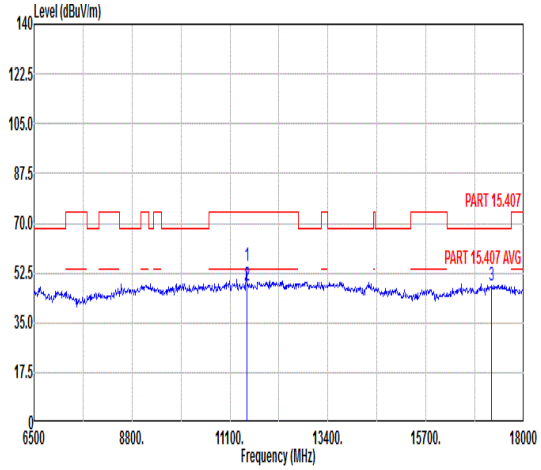 Freq Level Limit Line Margin Read Level Ant Factor Cable Loss Preamp Factor APos TPos Remark MHz dBuV/m dBuV/m dB dBuV dB/m dB dB cm deg 1 11490.00 54.75 74.00 -19.25 66.53 39.19 12.87 63.84 190 0 Peak 2 11490.00 47.84 54.00 -6.16 59.62 39.19 12.87 63.84 190 0 Average 3 17235.00 47.84 68.30 -20.46 54.62 42.56 15.72 65.06 --- --- Peak

Mode	32	
	Harmonic	
	U-NII-3_5.725-5.85_802.11a_CH157_5785MHz	
ANT	CDD8+9	
Pol.	Horizontal	Vertical
Peak Avg	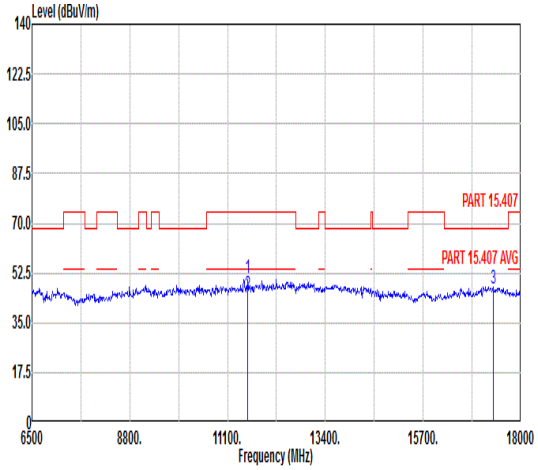 Freq Level Limit Line Margin Read Level Ant Factor Cable Loss Preamp Factor APos TPos Remark MHz dBuV/m dBuV/m dB dBuV dB/m dB dB cm deg 1 11570.00 50.92 74.00 -23.08 62.61 39.28 12.93 63.90 130 18 Peak 2 11570.00 44.96 54.00 -9.04 56.65 39.28 12.93 63.90 130 18 Average 3 17355.00 47.06 68.30 -21.24 53.75 42.69 15.81 65.19 --- --- Peak	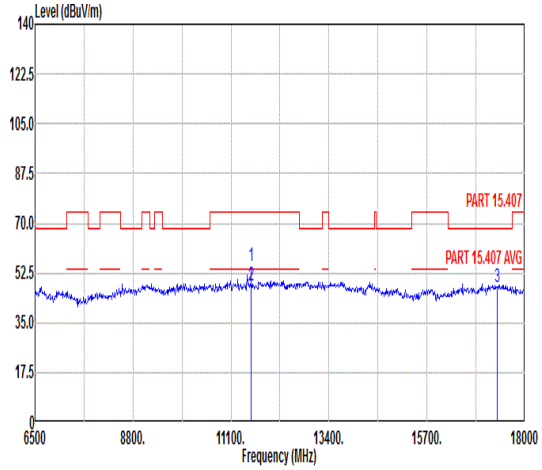 Freq Level Limit Line Margin Read Level Ant Factor Cable Loss Preamp Factor APos TPos Remark MHz dBuV/m dBuV/m dB dBuV dB/m dB dB cm deg 1 11570.00 55.07 74.00 -18.93 66.76 39.28 12.93 63.90 187 0 Peak 2 11570.00 47.89 54.00 -6.11 59.58 39.28 12.93 63.90 187 0 Average 3 17355.00 47.38 68.30 -20.92 54.07 42.69 15.81 65.19 --- --- Peak

Mode	33	
	Harmonic	
	U-NII-3_5.725-5.85_802.11a_CH165_5825MHz	
ANT	CDD8+9	
Pol.	Horizontal	Vertical
Peak Avg	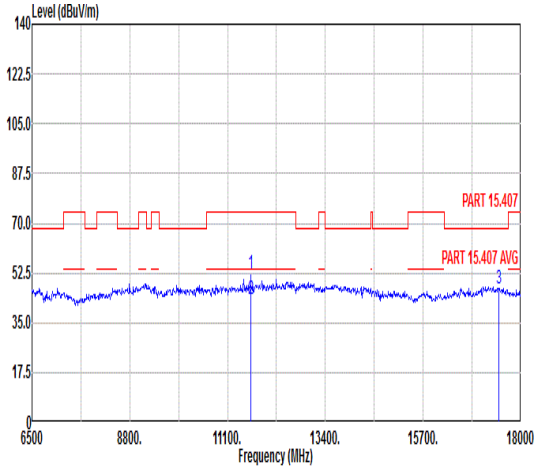 Freq Level Limit Line Margin Read Level Ant Factor Cable Loss Preamp Factor APos TPos Remark MHz dBuV/m dBuV/m dB dBuV dB/m dB dB cm deg 1 11650.00 52.05 74.00 -21.95 63.63 39.38 12.99 63.95 140 22 Peak 2 11650.00 43.54 54.00 -10.46 55.12 39.38 12.99 63.95 140 22 Average 3 17475.00 47.12 68.30 -21.18 53.72 42.82 15.90 65.32 --- --- Peak	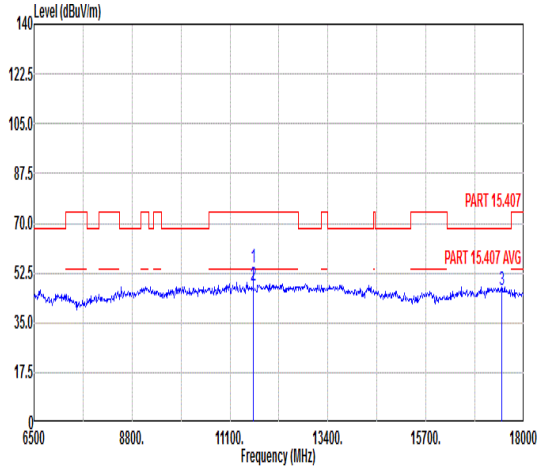 Freq Level Limit Line Margin Read Level Ant Factor Cable Loss Preamp Factor APos TPos Remark MHz dBuV/m dBuV/m dB dBuV dB/m dB dB cm deg 1 11650.00 54.56 74.00 -19.44 66.14 39.38 12.99 63.95 154 0 Peak 2 11650.00 47.86 54.00 -6.14 59.44 39.38 12.99 63.95 154 0 Average 3 17475.00 46.53 68.30 -21.77 53.13 42.82 15.90 65.32 --- --- Peak