11AX20MIMO_Ant12_2462_52Tone_RU40_30~1000

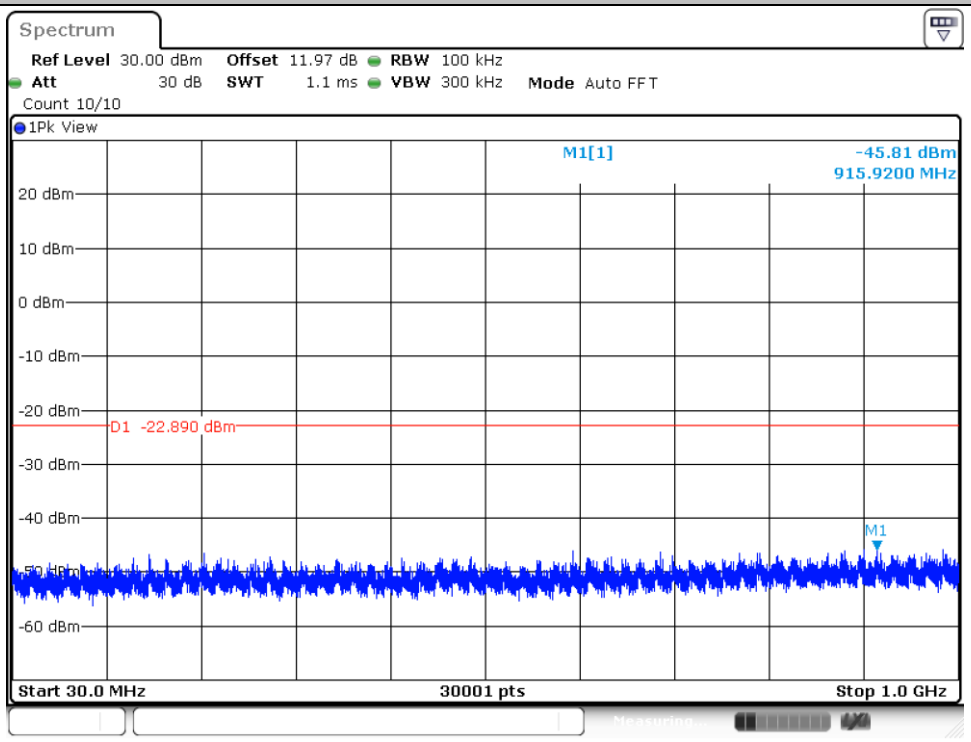

Date: 18.MAR.2025 06:42:21

11AX20MIMO_Ant12_2462_52Tone_RU40_1000~26500

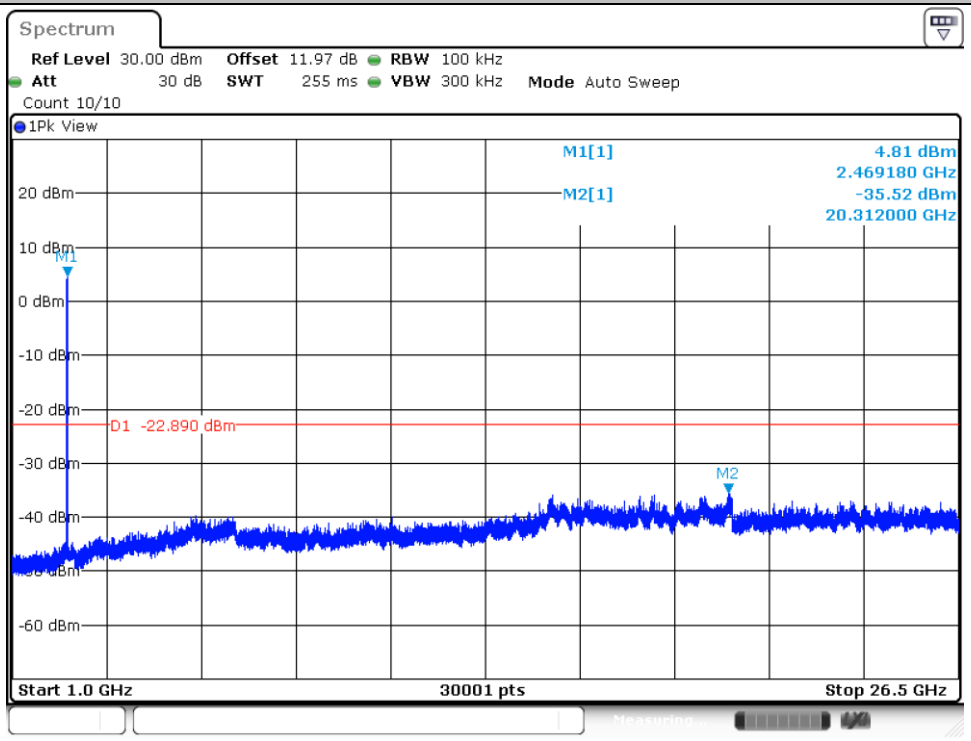

Date: 18.MAR.2025 06:43:43

11AX20MIMO_Ant12_2462_106Tone_RU54_30~1000

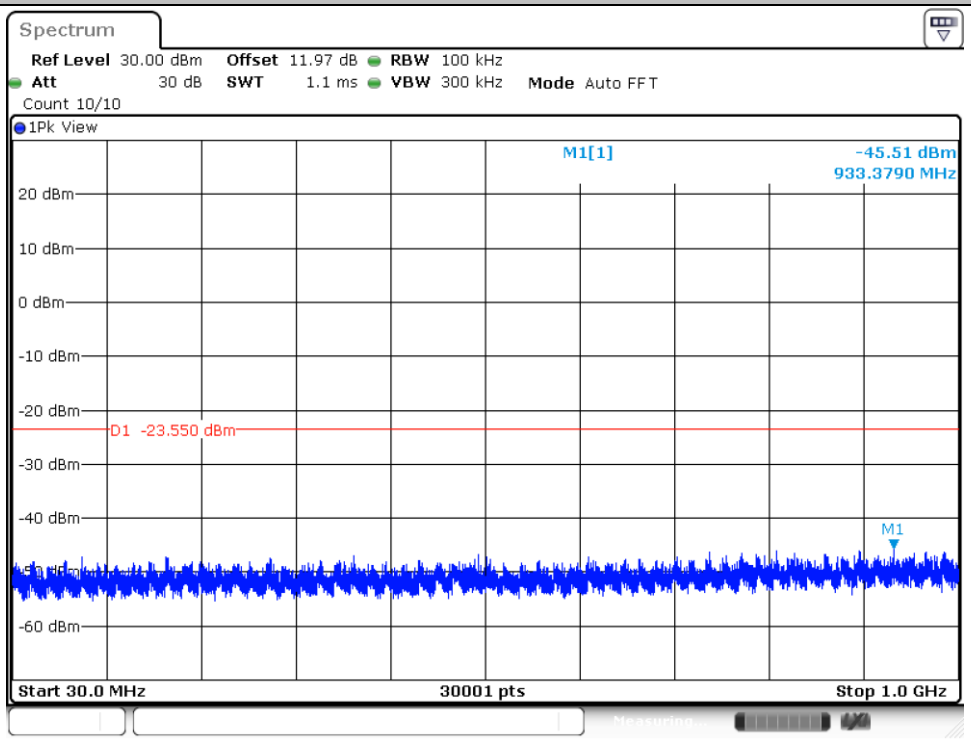

Date: 18.MAR.2025 06:46:55

11AX20MIMO_Ant12_2462_106Tone_RU54_1000~26500

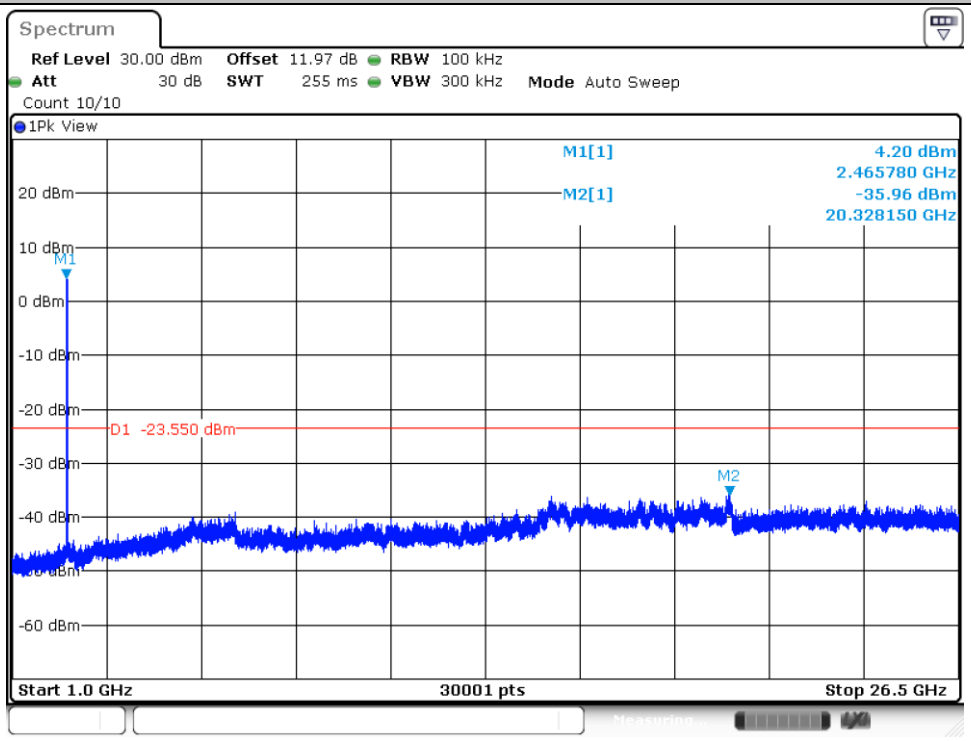

Date: 18.MAR.2025 06:48:10

11AX20MIMO_Ant7_2462_26Tone_RU8_30~1000

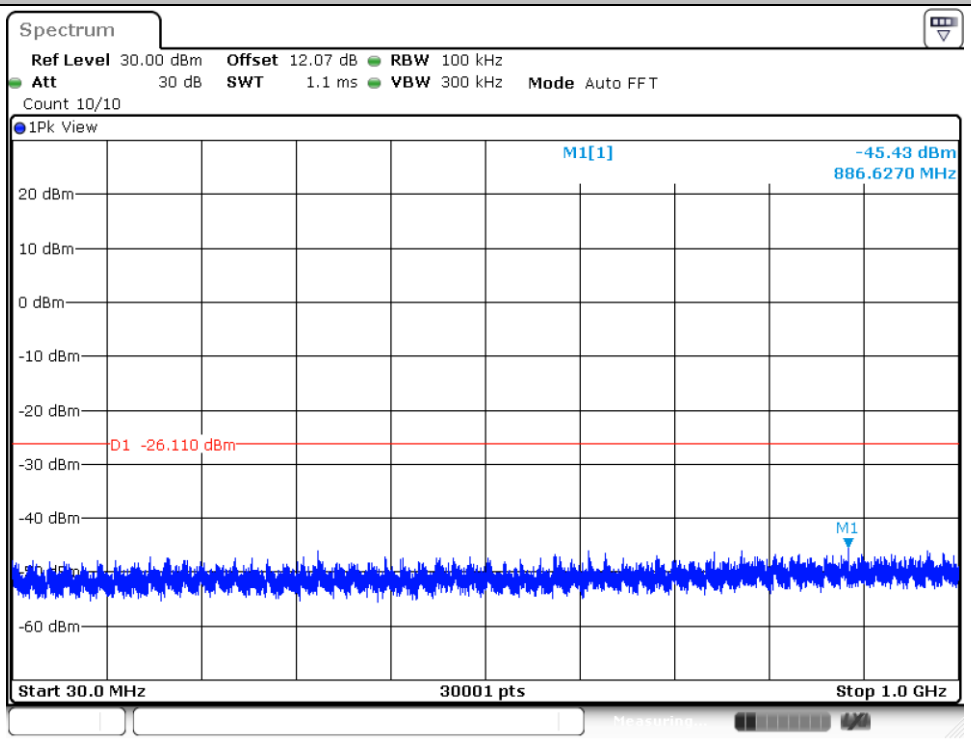

Date: 18.MAR.2025 06:34:17

11AX20MIMO_Ant7_2462_26Tone_RU8_1000~26500

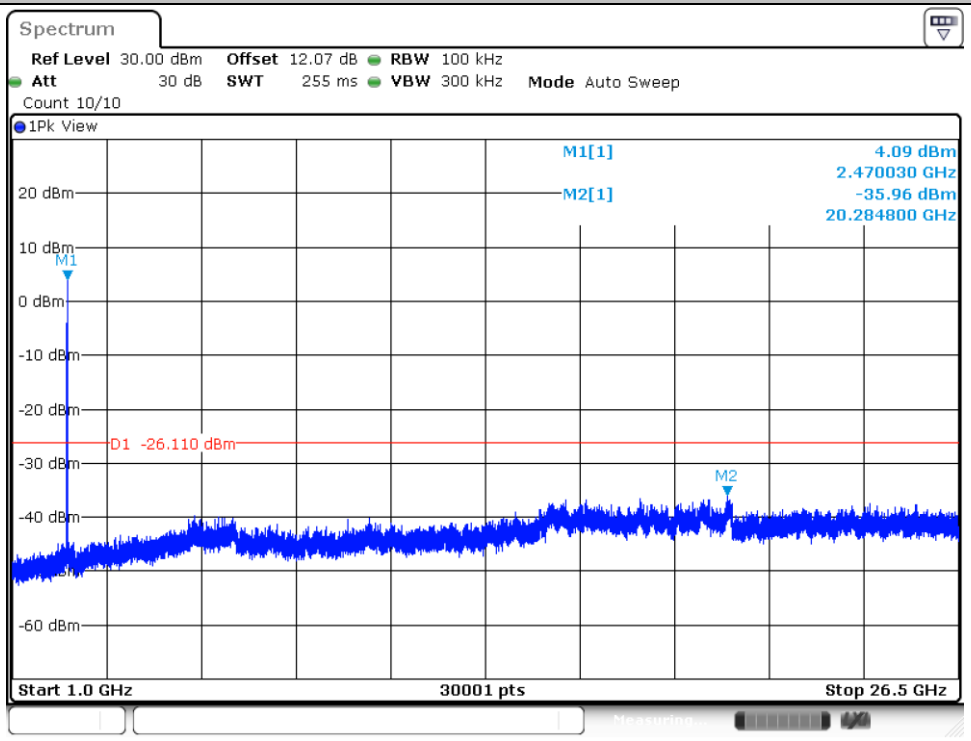

Date: 18.MAR.2025 06:34:40

11AX20MIMO_Ant7_2462_52Tone_RU40_30~1000

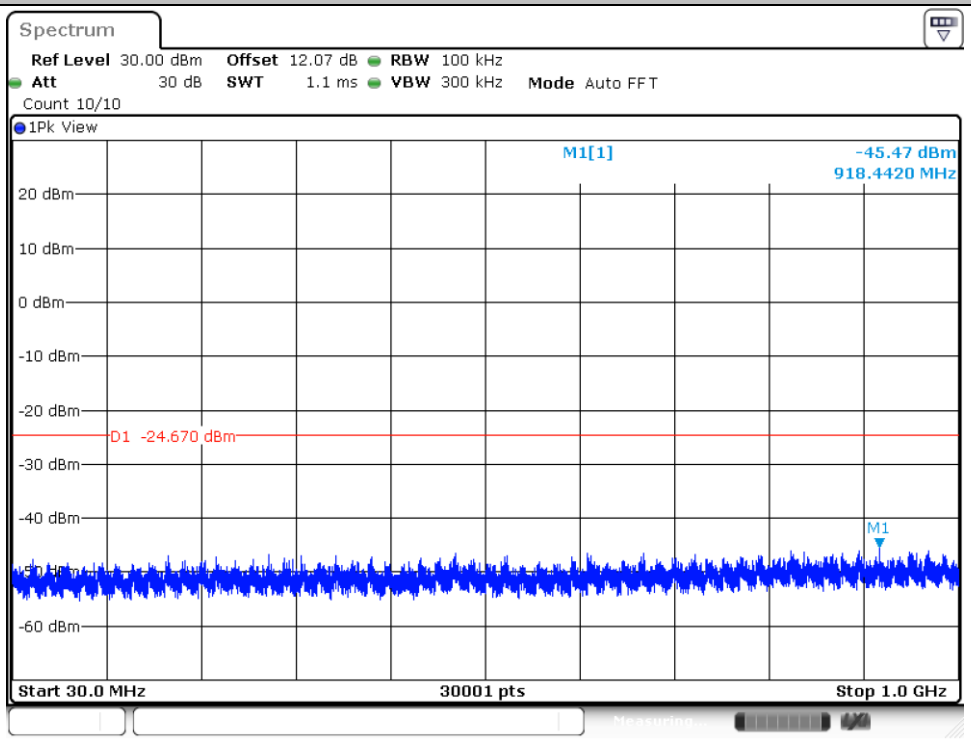

Date: 18.MAR.2025 06:43:53

11AX20MIMO_Ant7_2462_52Tone_RU40_1000~26500

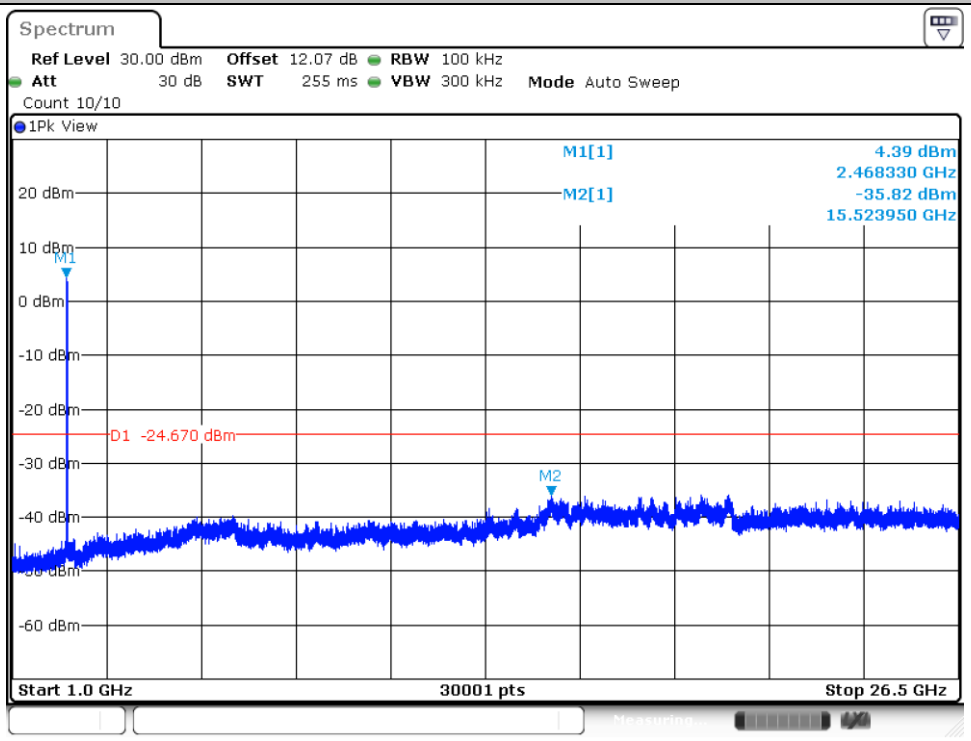

Date: 18.MAR.2025 06:45:29

11AX20MIMO_Ant7_2462_106Tone_RU54_30~1000

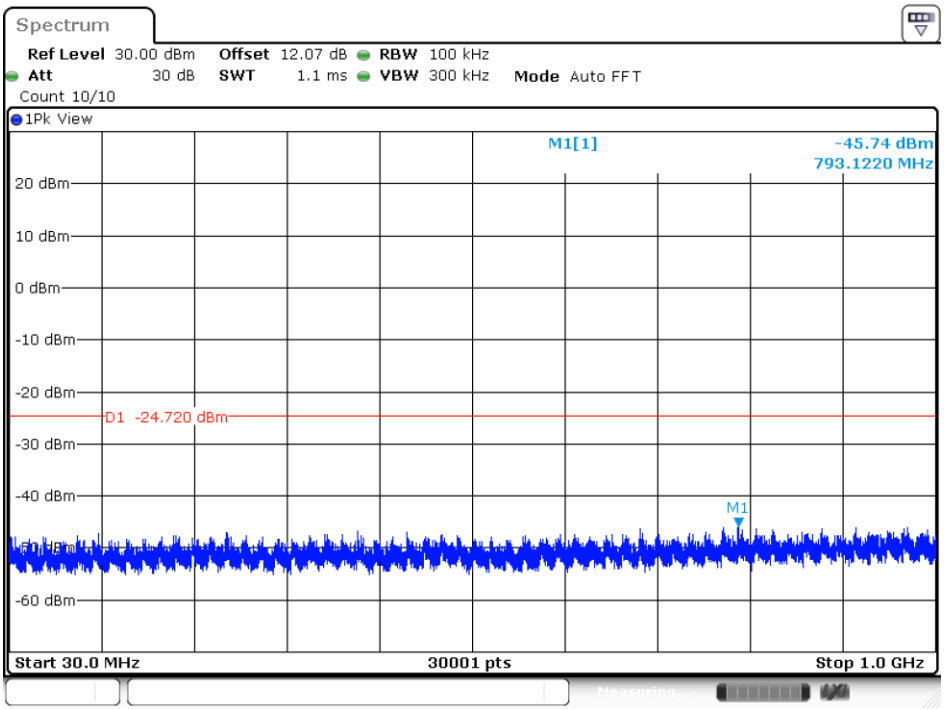

Date: 18.MAR.2025 06:49:24

11AX20MIMO_Ant7_2462_106Tone_RU54_1000~26500

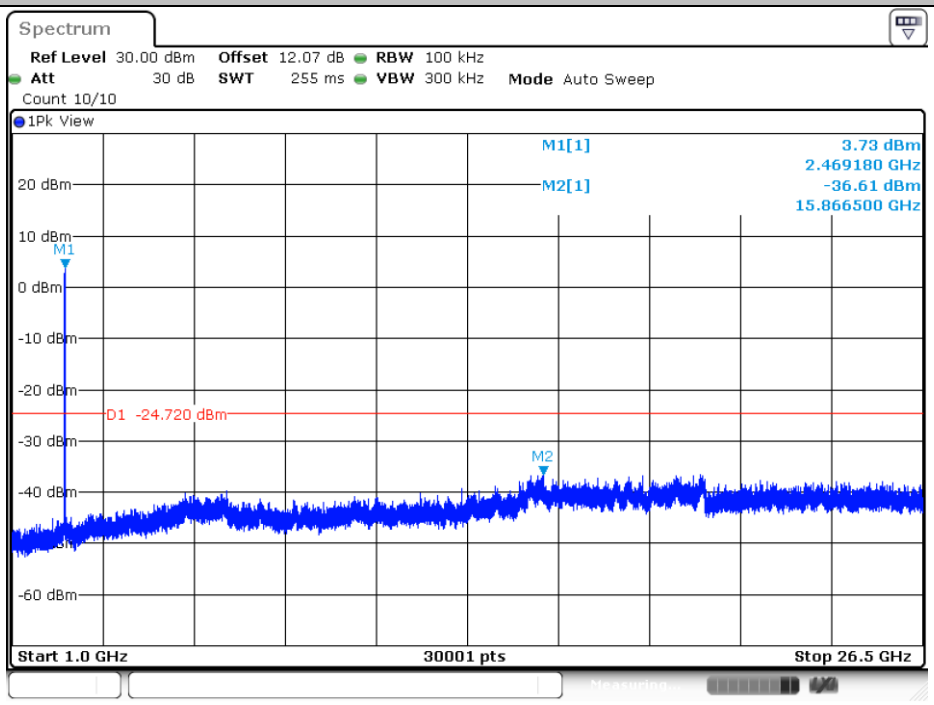

Date: 18.MAR.2025 06:49:47

Appendix B. AC Conducted Emission Test Results

Test Engineer :	Nathon	**Temperature :**	22~24℃
		Relative Humidity :	44~50%
Test Voltage :	120Vac / 60Hz	**Phase :**	Line
Remark :	All emissions not reported here are more than 10 dB below the prescribed limit.		

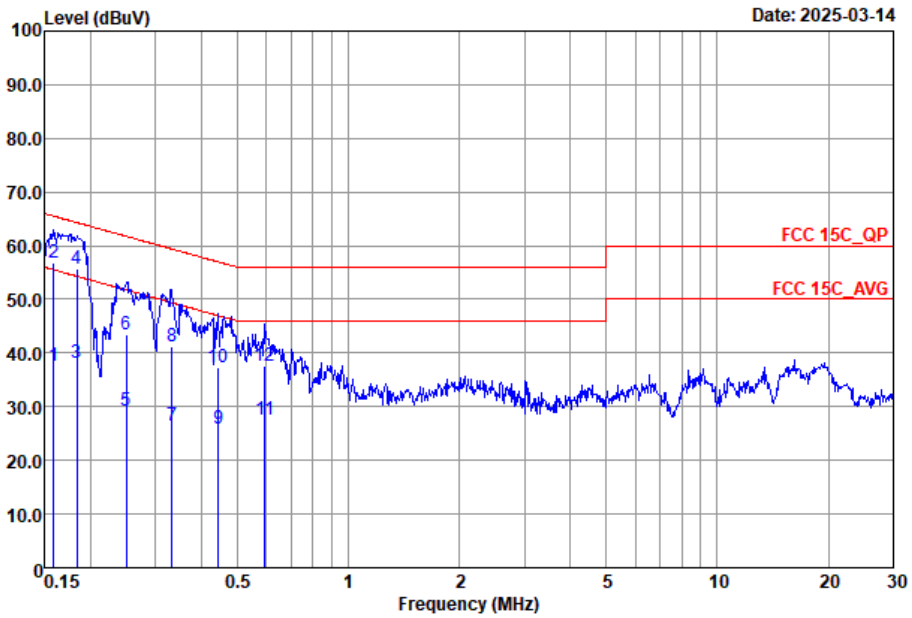

Site : CO02-SZ
Condition : FCC 15C_QP LISN_2025-L LINE

		Freq	Level	Over Limit	Limit Line	Read Level	LISN Factor	Cable Loss	Remark
		MHz	dBuV	dB	dBuV	dBuV	dB	dB	
1		0.16	37.56	-17.96	55.52	17.70	9.67	10.19	Average
2		0.16	56.76	-8.76	65.52	36.90	9.67	10.19	QP
3		0.18	38.18	-16.15	54.33	18.31	9.69	10.18	Average
4	*	0.18	55.58	-8.75	64.33	35.71	9.69	10.18	QP
5		0.25	29.21	-22.52	51.73	9.30	9.72	10.19	Average
6		0.25	43.31	-18.42	61.73	23.40	9.72	10.19	QP
7		0.33	26.35	-23.05	49.40	6.40	9.74	10.21	Average
8		0.33	41.35	-18.05	59.40	21.40	9.74	10.21	QP
9		0.44	25.83	-21.15	46.98	5.90	9.70	10.23	Average
10		0.44	37.23	-19.75	56.98	17.30	9.70	10.23	QP
11		0.59	27.50	-18.50	46.00	7.60	9.66	10.24	Average
12		0.59	37.50	-18.50	56.00	17.60	9.66	10.24	QP

Test Engineer :	Nathon	**Temperature :**	22~24℃
		Relative Humidity :	44~50%
Test Voltage :	120Vac / 60Hz	**Phase :**	Neutral
Remark :	All emissions not reported here are more than 10 dB below the prescribed limit.		

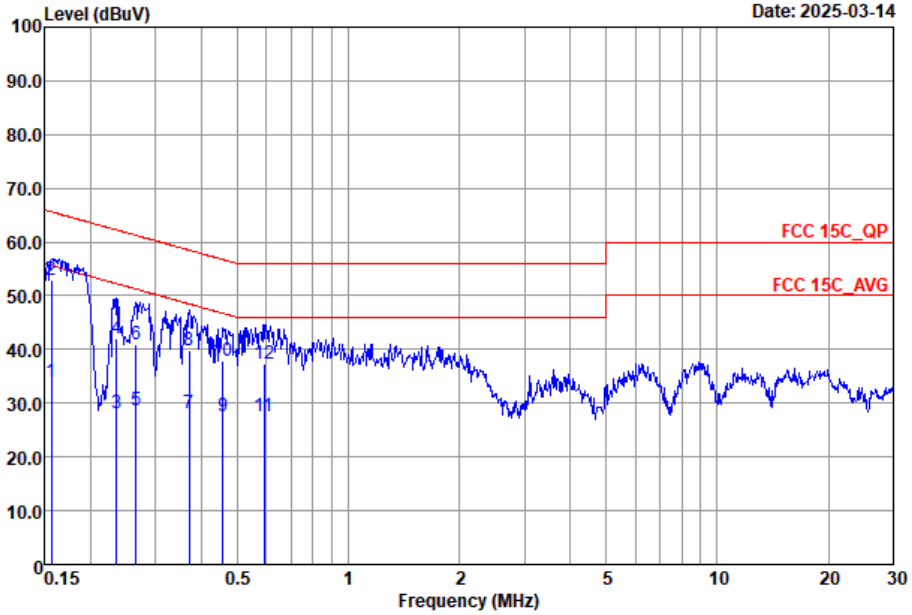

Site : CO02-SZ
Condition : FCC 15C_QP LISN_2025-N NEUTRAL

		Freq	Level	Over Limit	Limit Line	Read Level	LISN Factor	Cable Loss	Remark
		MHz	dBuV	dB	dBuV	dBuV	dB	dB	
1		0.16	34.00	-21.65	55.65	14.19	9.62	10.19	Average
2	*	0.16	52.80	-12.85	65.65	32.99	9.62	10.19	QP
3		0.24	28.21	-24.05	52.26	8.40	9.62	10.19	Average
4		0.24	42.11	-20.15	62.26	22.30	9.62	10.19	QP
5		0.27	28.64	-22.61	51.25	8.80	9.64	10.20	Average
6		0.27	40.84	-20.41	61.25	21.00	9.64	10.20	QP
7		0.37	28.22	-20.25	48.47	8.30	9.70	10.22	Average
8		0.37	39.92	-18.55	58.47	20.00	9.70	10.22	QP
9		0.46	27.62	-19.14	46.76	7.41	9.98	10.23	Average
10		0.46	37.82	-18.94	56.76	17.61	9.98	10.23	QP
11		0.59	27.47	-18.53	46.00	7.59	9.64	10.24	Average
12		0.59	37.27	-18.73	56.00	17.39	9.64	10.24	QP

Note:

1. Level(dBμV) = Read Level(dBμV) + LISN Factor(dB) + Cable Loss(dB)
2. Over Limit(dB) = Level(dBμV) – Limit Line(dBμV)

Appendix C. Radiated Spurious Emission

Test Engineer :	Wenbo Xiao	Relative Humidity :	50%
		Temperature :	20℃~22℃

Radiated Spurious Emission Test Modes

Mode	Band (MHz)	Antenna	Modulation	Channel	Frequency	Data Rate	RU	Remark
Mode 12	2400-2483.5	CDD 12+7	802.11b	01	2412	1Mbps	-	-
Mode 13	2400-2483.5	CDD 12+7	802.11b	06	2437	1Mbps	-	-
Mode 14	2400-2483.5	CDD 12+7	802.11b	11	2462	1Mbps	-	-
Mode 15	2400-2483.5	CDD 12+7	802.11g	01	2412	6Mbps	-	-
Mode 16	2400-2483.5	CDD 12+7	802.11g	06	2437	6Mbps	-	-
Mode 17	2400-2483.5	CDD 12+7	802.11g	11	2462	6Mbps	-	-
Mode 18	2400-2483.5	CDD 12+7	802.11ax HE20	01	2412	MCS0	-	-
Mode 19	2400-2483.5	CDD 12+7	802.11ax HE20	06	2437	MCS0	-	-
Mode 20	2400-2483.5	CDD 12+7	802.11ax HE20	11	2462	MCS0	-	-
Mode 21	2400-2483.5	CDD 12+7	802.11ax HE40	03	2422	MCS0	-	-
Mode 22	2400-2483.5	CDD 12+7	802.11ax HE40	06	2437	MCS0	-	-
Mode 23	2400-2483.5	CDD 12+7	802.11ax HE40	09	2452	MCS0	-	-
Mode 24	2400-2483.5	CDD 12+7	802.11ax HE20	01	2412	MCS0	Partial RU 106/53	-
Mode 25	2400-2483.5	CDD 12+7	802.11ax HE20	11	2462	MCS0	Partial RU 106/54	-
Mode 26	2400-2483.5	CDD 12+7	802.11ax HE20	11	2462	MCS0	-	LF
Mode 27	2400-2483.5	CDD 12+7	802.11ax HE20	02	2417	MCS0	-	-
Mode 28	2400-2483.5	CDD 12+7	802.11ax HE20	03	2422	MCS0	-	-
Mode 29	2400-2483.5	CDD 12+7	802.11ax HE40	08	2447	MCS0	-	-
Mode 30	2400-2483.5	CDD 12+7	802.11ax HE40	07	2442	MCS0	-	-
Mode 31	2400-2483.5	CDD 12+7	802.11ax HE20	10	2457	MCS0	-	-
Mode 32	2400-2483.5	CDD 12+7	802.11g	02	2417	6Mbps	-	-
Mode 33	2400-2483.5	CDD 12+7	802.11g	10	2457	6Mbps	-	-

For Co-location mode:

Mode	Band (MHz)	Antenna	Modulation	Channel	Frequency	Data Rate	RU	Remark
Mode 34	CO_TX	CDD 12+7	802.11ax HE20	11	2462	MCS0	FULL	-
		1	LTE B13 Link					

Summary of each worse mode

Mode	Modulation	Ch.	Freq. (MHz)	Level (dBuV/m)	Limit (dBuV/m)	Margin (dB)	Pol.	Peak Avg.	Result	Remark
12	802.11b	01	2389.95	38.66	54.00	-15.34	H	AVERAGE	Pass	Band Edge
	802.11b	01	4824.00	44.47	74.00	-29.53	V	Peak	Pass	Harmonic
13	802.11b	06	2483.68	36.90	54.00	-17.10	H	AVERAGE	Pass	Band Edge
	802.11b	06	7311.00	46.30	74.00	-27.70	V	Peak	Pass	Harmonic
14	802.11b	11	2483.51	37.94	54.00	-16.06	H	AVERAGE	Pass	Band Edge
	802.11b	11	7386.00	45.26	74.00	-28.74	H	Peak	Pass	Harmonic
15	802.11g	01	-	-	-	-	-	-	-	Band Edge
	802.11g	01	4824.00	43.11	74.00	-30.89	H	Peak	Pass	Harmonic
16	802.11g	06	-	-	-	-	-	-	-	Band Edge
	802.11g	06	7311.00	45.24	74.00	-28.76	V	Peak	Pass	Harmonic
17	802.11g	11	-	-	-	-	-	-	-	Band Edge
17	802.11g	11	7386.00	44.76	74.00	-29.24	H	Peak	Pass	Harmonic
18	802.11ax HE20	01	2389.95	46.90	54.00	-7.10	H	AVERAGE	Pass	Band Edge
18	802.11ax HE20	01	4824.00	44.39	74.00	-29.61	H	Peak	Pass	Harmonic
19	802.11ax HE20	06	2483.81	45.46	54.00	-8.54	H	AVERAGE	Pass	Band Edge
19	802.11ax HE20	06	7311.00	45.13	74.00	-28.87	V	Peak	Pass	Harmonic
20	802.11ax HE20	11	2483.96	48.88	54.00	-5.12	H	AVERAGE	Pass	Band Edge
20	802.11ax HE20	11	7386.00	44.88	74.00	-29.12	V	Peak	Pass	Harmonic
21	802.11ax HE40	03	2389.63	47.59	54.00	-6.41	H	AVERAGE	Pass	Band Edge
21	802.11ax HE40	03	-	-	-	-	-	-	-	Harmonic
22	802.11ax HE40	06	2483.56	48.53	54.00	-5.47	H	AVERAGE	Pass	Band Edge
22	802.11ax HE40	06	-	-	-	-	-	-	-	Harmonic
23	802.11ax HE40	09	2484.16	46.33	54.00	-7.67	H	AVERAGE	Pass	Band Edge
23	802.11ax HE40	09	-	-	-	-	-	-	-	Harmonic
24	802.11ax HE20	01	2389.82	38.13	54.00	-15.87	H	AVERAGE	Pass	Band Edge
24	802.11ax HE20	01	-	-	-	-	-	-	-	Harmonic
25	802.11ax HE20	11	2483.66	40.42	54.00	-13.58	H	AVERAGE	Pass	Band Edge
25	802.11ax HE20	11	-	-	-	-	-	-	-	Harmonic
26	802.11ax HE20-LF	11	39.70	27.24	40.00	-12.76	V	PEAK	PASS	LF
27	802.11ax HE20	02	2388.52	48.56	54.00	-5.44	H	AVERAGE	Pass	Band Edge
27	802.11ax HE20	02	-	-	-	-	-	-	-	Harmonic
28	802.11ax HE20	03	2389.95	45.58	54.00	-8.42	H	AVERAGE	Pass	Band Edge
28	802.11ax HE20	03	-	-	-	-	-	-	-	Harmonic
29	802.11ax HE40	08	2484.78	48.11	54.00	-5.89	H	AVERAGE	Pass	Band Edge
29	802.11ax HE40	08	-	-	-	-	-	-	-	Harmonic
30	802.11ax HE40	07	2483.56	48.54	54.00	-5.46	H	AVERAGE	Pass	Band Edge

Mode	Modulation	Ch.	Freq. (MHz)	Level (dBuV/m)	Limit (dBuV/m)	Margin (dB)	Pol.	Peak Avg.	Result	Remark
30	802.11ax HE40	07	-	-	-	-	-	-	-	Harmonic
31	802.11ax HE20	10	2483.53	48.67	54.00	-5.33	H	AVERAGE	Pass	Band Edge
31	802.11ax HE20	10	-	-	-	-	-	-	-	Harmonic
32	802.11g	02	2389.95	47.92	54.00	-6.08	H	AVERAGE	Pass	Band Edge
32	802.11g	02	-	-	-	-	-	-	-	Harmonic
33	802.11g	10	2483.57	48.64	54.00	-5.36	H	AVERAGE	Pass	Band Edge
33	802.11g	10	-	-	-	-	-	-	-	Harmonic
34	CO_TX	-	2483.56	48.22	54.00	-5.78	H	Average	Pass	Band Edge
34	CO_TX	-	7386.00	45.77	74.00	-28.23	V	Peak	Pass	Harmonic
35	CO_TX	-	2484.08	47.63	54.00	-6.37	H	Average	Pass	Band Edge
35	CO_TX	-	7386.00	44.52	74.00	-29.48	V	Peak	Pass	Harmonic

Mode	12	
	Band Edge	
	2400-2483.5_802.11b_CH01_2412MHz	
ANT	CDD 12+7	
Pol.	Horizontal	Fundamental
Peak	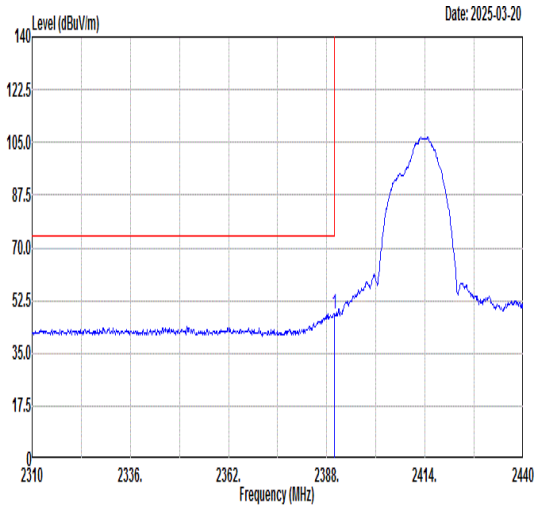 Freq Level Limit Line Margin (dB) Read Level Ant Factor Cable Loss Preamp Factor APos TPos Remark 1 2389.95 48.23 74.00 -25.77 46.23 30.78 5.36 34.14 100 115 PEAK	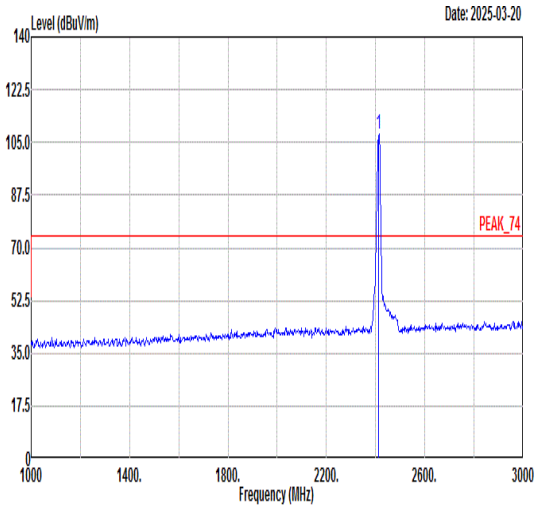 Freq Level Limit Line Margin (dB) Read Level Ant Factor Cable Loss Preamp Factor APos TPos Remark 1 2412.00 107.82 ------ ------ 105.79 30.78 5.38 34.13 100 115 PEAK
Avg	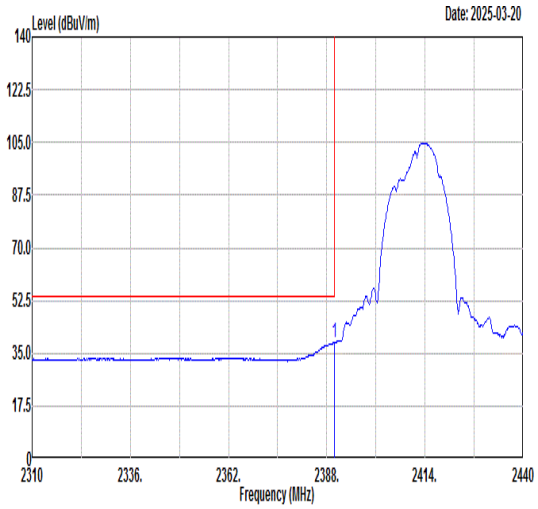 Freq Level Limit Line Margin (dB) Read Level Ant Factor Cable Loss Preamp Factor APos TPos Remark 1 2389.95 38.66 54.00 -15.34 36.66 30.78 5.36 34.14 100 115 AVERAGE	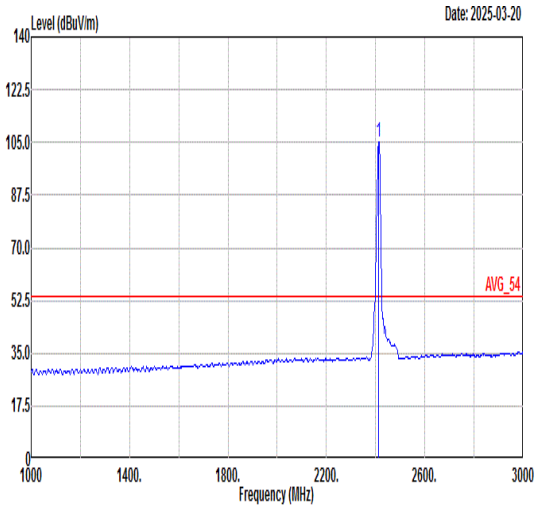 Freq Level Limit Line Margin (dB) Read Level Ant Factor Cable Loss Preamp Factor APos TPos Remark 1 2412.00 105.18 ------ ------ 103.15 30.78 5.38 34.13 100 115 AVERAGE

Mode	12	
	Band Edge	
	2400-2483.5_802.11b_CH01_2412MHz	
ANT	CDD 12+7	
Pol.	Vertical	Fundamental
Peak	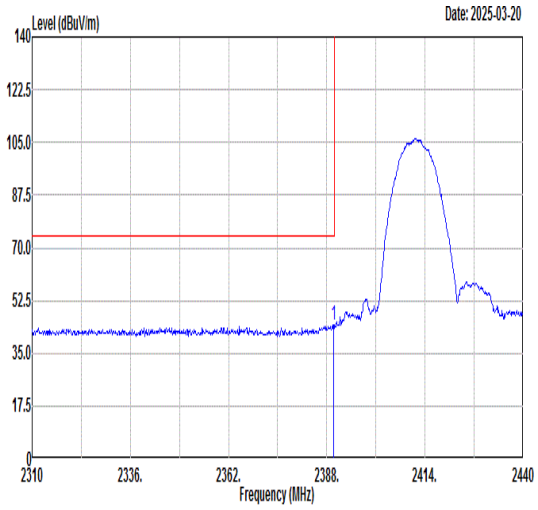 Freq Level Limit Line Margin (dB) Read Level Ant Factor Cable Loss Preamp Factor APos TPos Remark 1 2389.82 44.23 74.00 -29.77 42.23 30.78 5.36 34.14 383 286 PEAK	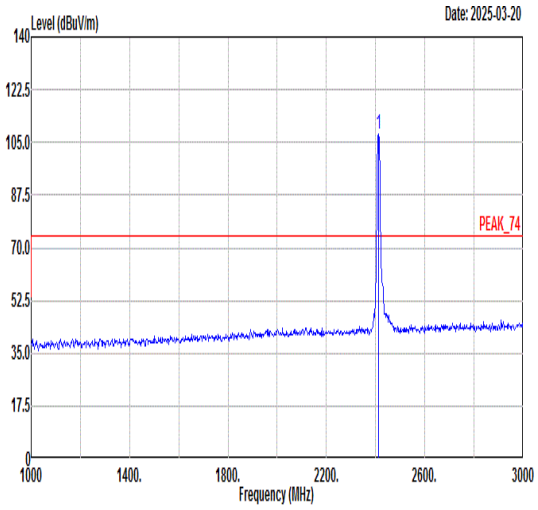 Freq Level Limit Line Margin (dB) Read Level Ant Factor Cable Loss Preamp Factor APos TPos Remark 1 2412.00 108.01 ------ ------ 105.99 30.78 5.38 34.14 383 286 PEAK
Avg	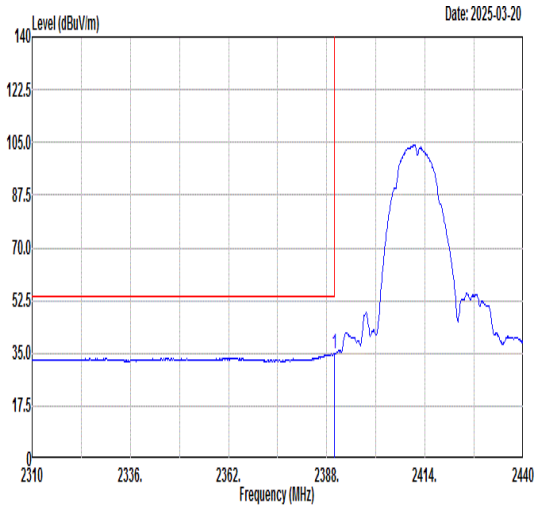 Freq Level Limit Line Margin (dB) Read Level Ant Factor Cable Loss Preamp Factor APos TPos Remark 1 2389.95 34.70 54.00 -19.30 32.70 30.78 5.36 34.14 383 286 AVERAGE	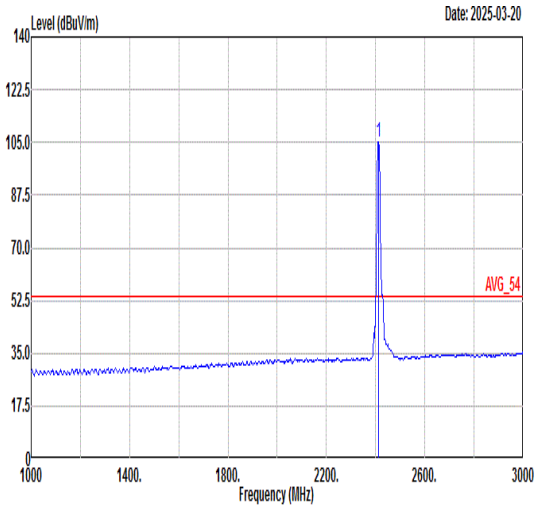 Freq Level Limit Line Margin (dB) Read Level Ant Factor Cable Loss Preamp Factor APos TPos Remark 1 2412.00 105.01 ------ ------ 102.99 30.78 5.38 34.14 383 286 AVERAGE

Mode	12	
	Harmonic	
	2400-2483.5_802.11b_CH01_2412MHz	
ANT	CDD 12+7	
Pol.	Horizontal	Vertical
Peak Avg	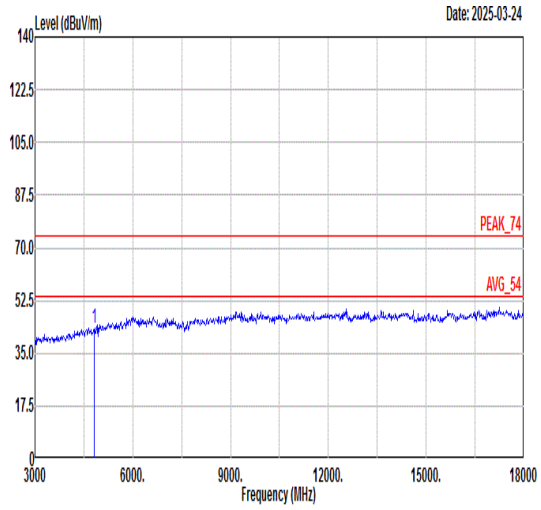 Freq Level Limit Line Margin Read Level Ant Factor Cable Loss Preamp Factor APos TPos Remark MHz dBuV/m dBuV/m dB dBuV dB/m dB dB cm deg 1 4824.00 43.51 74.00 -30.49 63.05 36.42 8.88 64.84 --- --- Peak	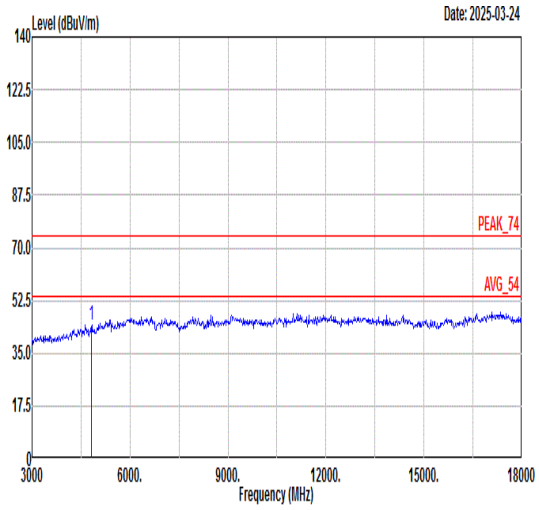 Freq Level Limit Line Margin Read Level Ant Factor Cable Loss Preamp Factor APos TPos Remark MHz dBuV/m dBuV/m dB dBuV dB/m dB dB cm deg 1 4824.00 44.47 74.00 -29.53 64.01 36.42 8.88 64.84 --- --- Peak

Mode	13	
	Band Edge - L	
	2400-2483.5_802.11b_CH06_2437MHz	
ANT	CDD 12+7	
Pol.	Horizontal	Fundamental
Peak	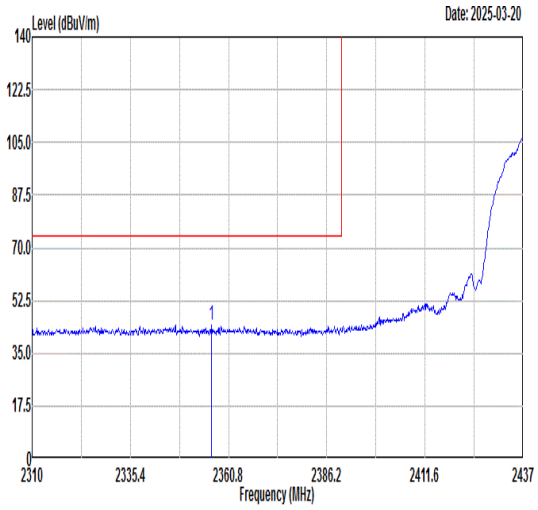 Freq Level Limit Line Margin (dB) Read Level Ant Factor Cable Loss Preamp Factor APos TPos Remark 1 2356.36 44.48 74.00 -29.52 42.54 30.77 5.33 34.16 378 6 PEAK	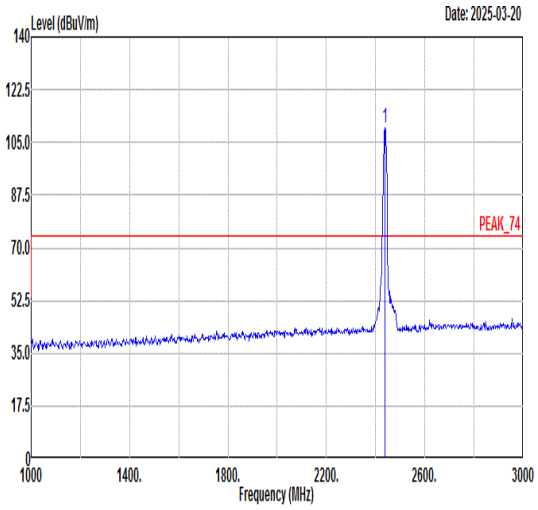 Freq Level Limit Line Margin (dB) Read Level Ant Factor Cable Loss Preamp Factor APos TPos Remark 1 2437.00 109.64 ------ ------ 107.56 30.79 5.41 34.12 378 6 PEAK
Avg	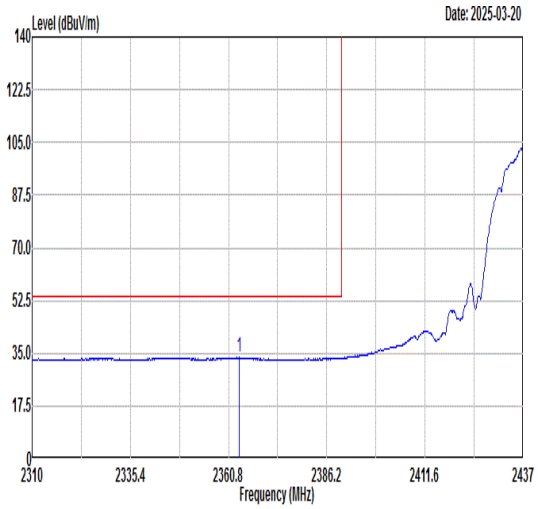 Freq Level Limit Line Margin (dB) Read Level Ant Factor Cable Loss Preamp Factor APos TPos Remark 1 2363.59 33.60 54.00 -20.40 31.64 30.77 5.34 34.15 378 6 AVERAGE	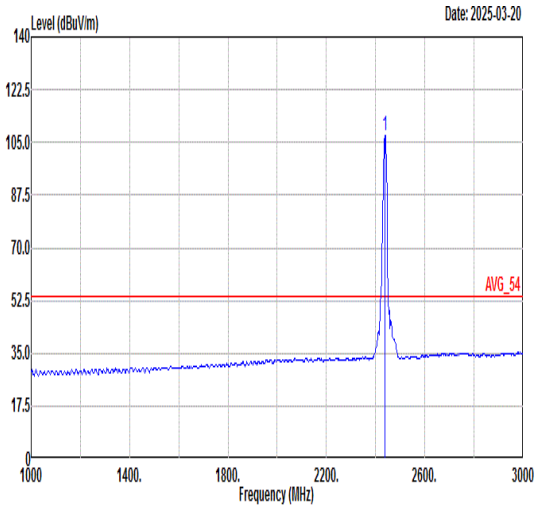 Freq Level Limit Line Margin (dB) Read Level Ant Factor Cable Loss Preamp Factor APos TPos Remark 1 2437.00 107.32 ------ ------ 105.24 30.79 5.41 34.12 378 6 AVERAGE

Mode	13	
	Band Edge - R	
	2400-2483.5_802.11b_CH06_2437MHz	
ANT	CDD 12+7	
Pol.	Horizontal	Fundamental
Peak	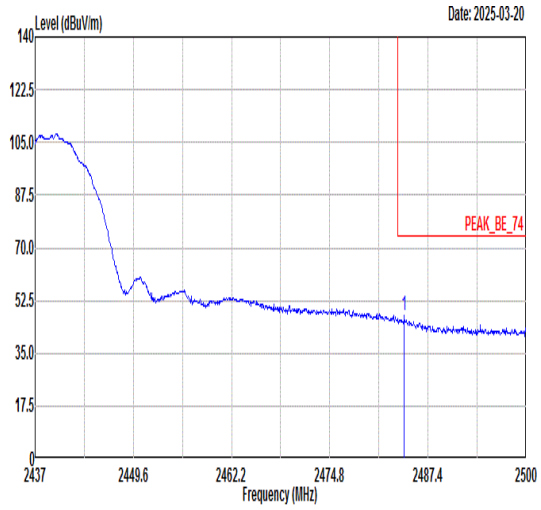 Freq Level Limit Line Margin (dB) Read Level Ant Factor Cable Loss Preamp Factor APos TPos Remark MHz dBuV/m dBuV/m dBuV dB/m dB dB cm deg 1 2484.38 47.28 74.00 -26.72 45.13 30.80 5.46 34.11 378 6 PEAK	Blank
Avg	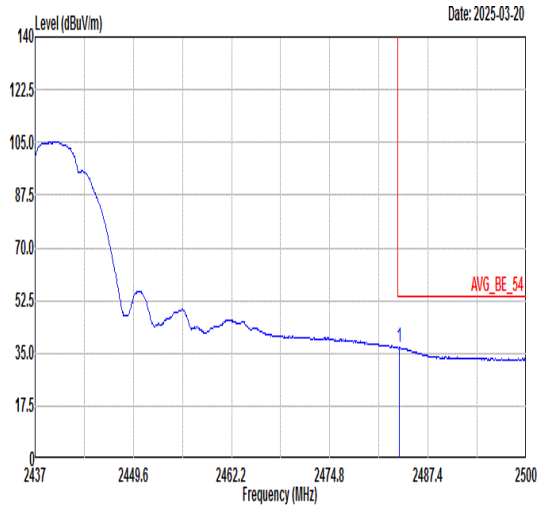 Freq Level Limit Line Margin (dB) Read Level Ant Factor Cable Loss Preamp Factor APos TPos Remark MHz dBuV/m dBuV/m dBuV dB/m dB dB cm deg 1 2483.68 36.90 54.00 -17.10 34.75 30.80 5.46 34.11 378 6 AVERAGE	Blank

Mode	13	
	Band Edge - L	
	2400-2483.5_802.11b_CH06_2437MHz	
ANT	CDD 12+7	
Pol.	Vertical	Fundamental
Peak	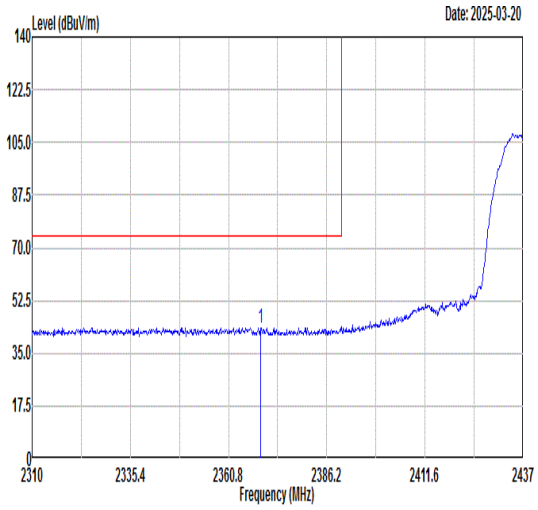 Freq Level Limit Line Margin (dB) Read Level Ant Factor Cable Loss Preamp Factor APos TPos Remark MHz dBuV/m dBuV/m dBuV dB/m dB dB cm deg 1 2369.18 43.53 74.00 -30.47 41.57 30.77 5.34 34.15 373 222 PEAK	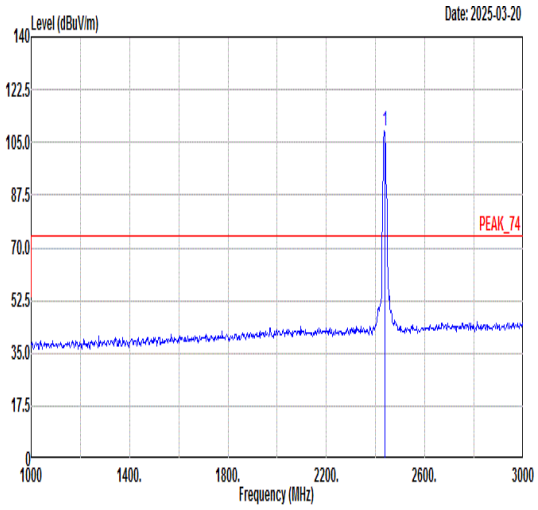 Freq Level Limit Line Margin (dB) Read Level Ant Factor Cable Loss Preamp Factor APos TPos Remark MHz dBuV/m dBuV/m dBuV dB/m dB dB cm deg 1 2437.00 108.89 ------ ------ 106.82 30.79 5.41 34.13 373 222 PEAK
Avg	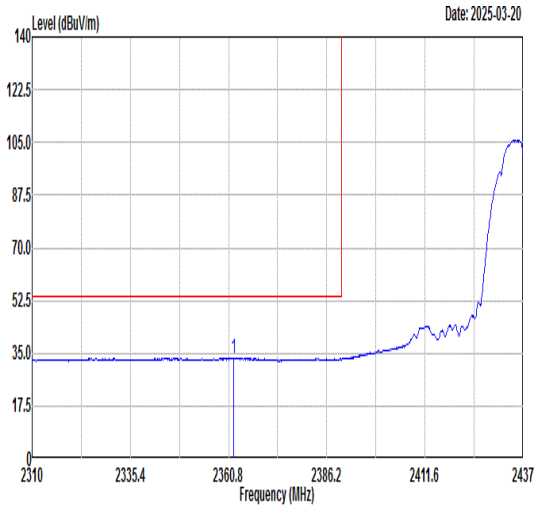 Freq Level Limit Line Margin (dB) Read Level Ant Factor Cable Loss Preamp Factor APos TPos Remark MHz dBuV/m dBuV/m dBuV dB/m dB dB cm deg 1 2362.07 33.37 54.00 -20.63 31.42 30.77 5.34 34.16 373 222 AVERAGE	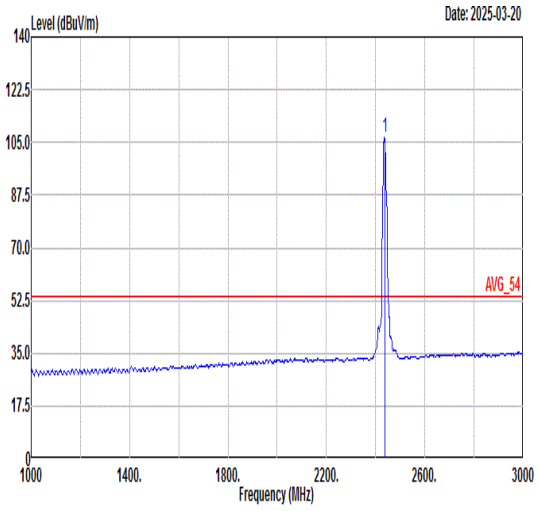 Freq Level Limit Line Margin (dB) Read Level Ant Factor Cable Loss Preamp Factor APos TPos Remark MHz dBuV/m dBuV/m dBuV dB/m dB dB cm deg 1 2437.00 106.97 ------ ------ 104.90 30.79 5.41 34.13 373 222 AVERAGE

Mode	13	
	Band Edge - R	
	2400-2483.5_802.11b_CH06_2437MHz	
ANT	CDD 12+7	
Pol.	Vertical	Fundamental
Peak	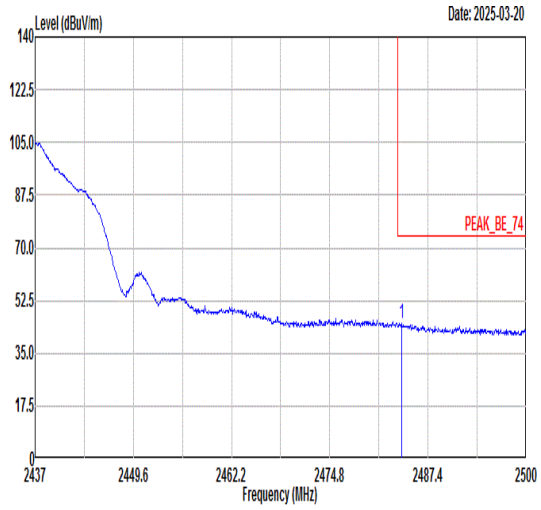 Freq Level Limit Line Margin (dB) Read Level Ant Factor Cable Loss Preamp Factor APos TPos Remark MHz dBuV/m dBuV/m dBuV dB/m dB dB cm deg 1 2484.06 44.79 74.00 -29.21 42.64 30.80 5.46 34.11 373 222 PEAK	Blank
Avg	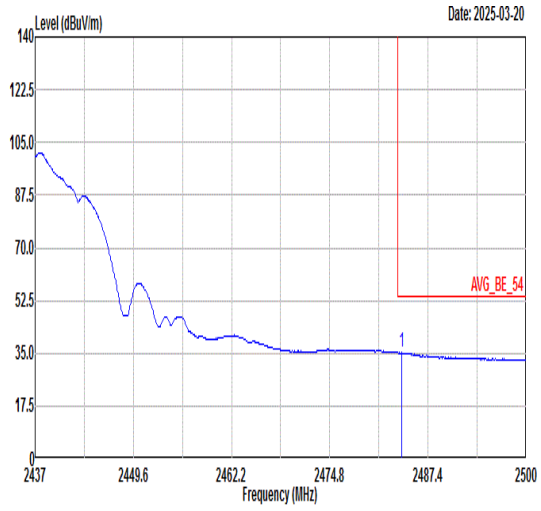 Freq Level Limit Line Margin (dB) Read Level Ant Factor Cable Loss Preamp Factor APos TPos Remark MHz dBuV/m dBuV/m dBuV dB/m dB dB cm deg 1 2484.00 35.19 54.00 -18.81 33.04 30.80 5.46 34.11 373 222 AVERAGE	Blank

Mode	13	
	Harmonic	
	2400-2483.5_802.11b_CH06_2437MHz	
ANT	CDD 12+7	
Pol.	Horizontal	Vertical
Peak Avg	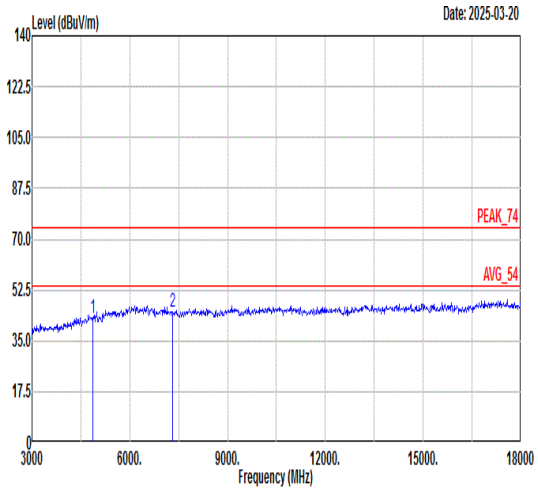 Freq Level Limit Line Margin Read Level Ant Factor Cable Loss Preamp Factor APos TPos Remark MHz dBuV/m dBuV/m dB dBuV dB/m dB dB cm deg 1 4874.00 43.05 74.00 -30.95 62.66 36.50 8.72 64.83 --- --- Peak 2 7311.00 45.03 74.00 -28.97 62.97 36.89 10.18 65.01 --- --- Peak	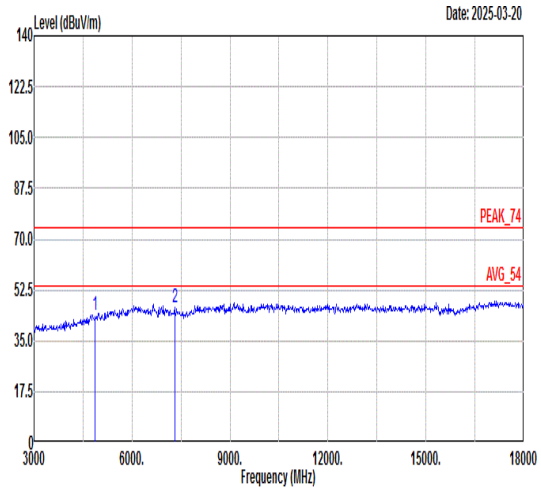 Freq Level Limit Line Margin Read Level Ant Factor Cable Loss Preamp Factor APos TPos Remark MHz dBuV/m dBuV/m dB dBuV dB/m dB dB cm deg 1 4874.00 43.79 74.00 -30.21 63.40 36.50 8.72 64.83 --- --- Peak 2 7311.00 46.30 74.00 -27.70 64.24 36.89 10.18 65.01 --- --- Peak

Mode	14	
	Band Edge	
	2400-2483.5_802.11b_CH11_2462MHz	
ANT	CDD 12+7	
Pol.	Horizontal	Fundamental
Peak	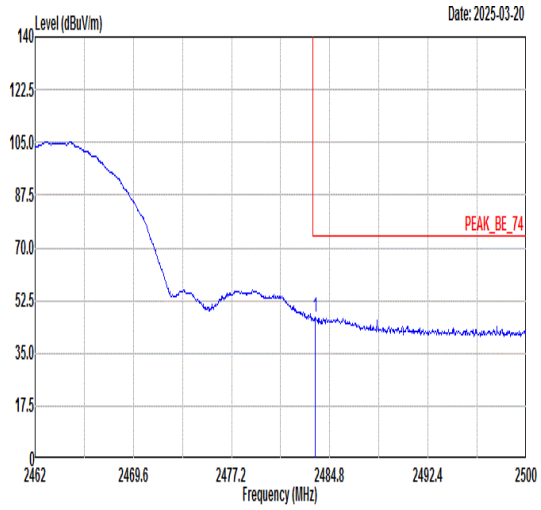 Freq Level Limit Line Margin (dB) Read Level Ant Factor Cable Loss Preamp Factor APos TPos Remark MHz dBuV/m dBuV/m dBuV dB/m dB dB cm deg 1 2483.66 47.26 74.00 -26.74 45.11 30.80 5.46 34.11 371 7 PEAK	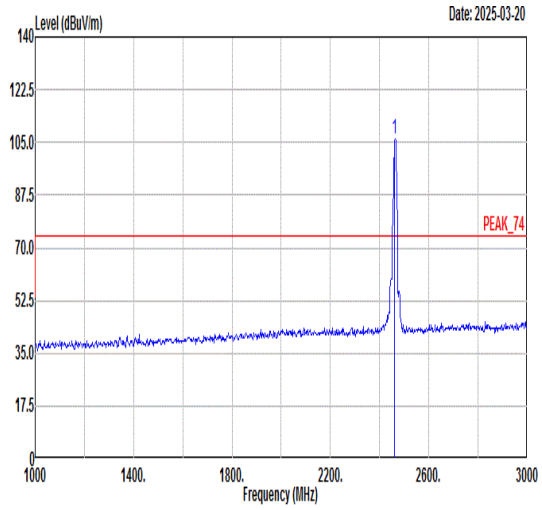 Freq Level Limit Line Margin (dB) Read Level Ant Factor Cable Loss Preamp Factor APos TPos Remark MHz dBuV/m dBuV/m dBuV dB/m dB dB cm deg 1 2462.00 106.11 ------ ------ 103.99 30.79 5.44 34.11 371 7 PEAK
Avg	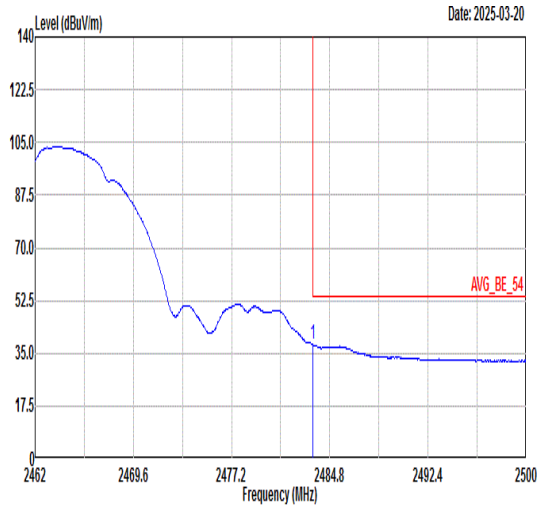 Freq Level Limit Line Margin (dB) Read Level Ant Factor Cable Loss Preamp Factor APos TPos Remark MHz dBuV/m dBuV/m dBuV dB/m dB dB cm deg 1 2483.51 37.94 54.00 -16.06 35.79 30.80 5.46 34.11 371 7 AVERAGE	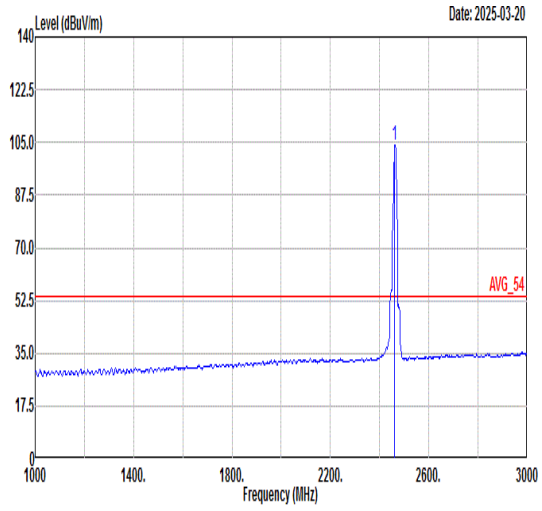 Freq Level Limit Line Margin (dB) Read Level Ant Factor Cable Loss Preamp Factor APos TPos Remark MHz dBuV/m dBuV/m dBuV dB/m dB dB cm deg 1 2462.00 103.95 ------ ------ 101.84 30.79 5.44 34.12 371 7 AVERAGE

Mode	14	
	Band Edge	
	2400-2483.5_802.11b_CH11_2462MHz	
ANT	CDD 12+7	
Pol.	Vertical	Fundamental
Peak	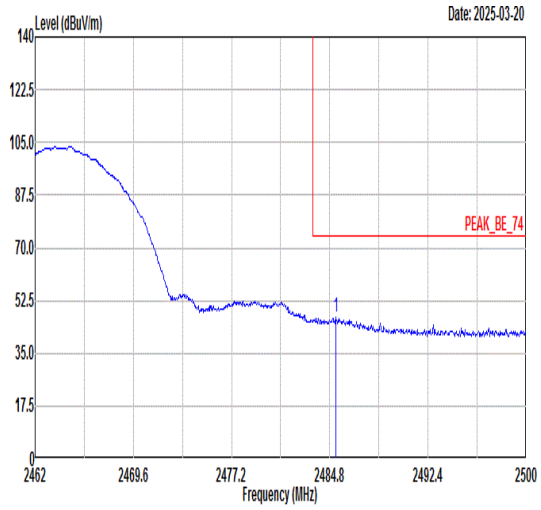 Freq Level Limit Line Margin (dB) Read Level Ant Factor Cable Loss Preamp Factor APos TPos Remark MHz dBuV/m dBuV/m dBuV dB/m dB dB cm deg 1 2485.26 46.79 74.00 -27.21 44.64 30.80 5.46 34.11 366 285 PEAK	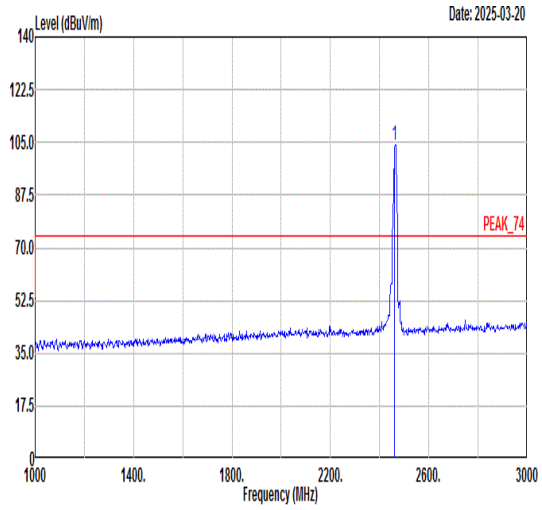 Freq Level Limit Line Margin (dB) Read Level Ant Factor Cable Loss Preamp Factor APos TPos Remark MHz dBuV/m dBuV/m dBuV dB/m dB dB cm deg 1 2462.00 104.03 ------ ------ 101.91 30.79 5.44 34.11 366 285 PEAK
Avg	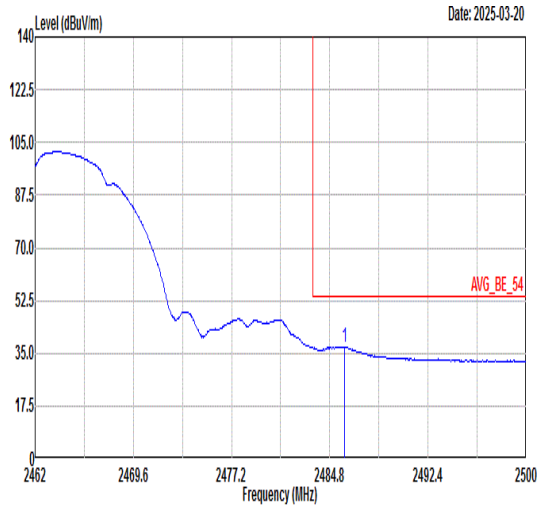 Freq Level Limit Line Margin (dB) Read Level Ant Factor Cable Loss Preamp Factor APos TPos Remark MHz dBuV/m dBuV/m dBuV dB/m dB dB cm deg 1 2485.94 37.23 54.00 -16.77 35.08 30.80 5.46 34.11 366 285 AVERAGE	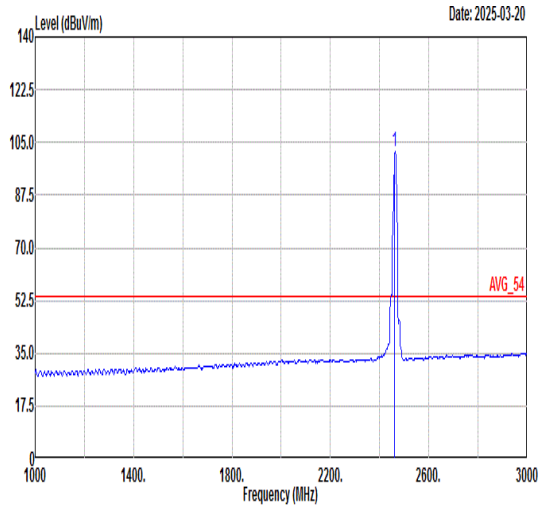 Freq Level Limit Line Margin (dB) Read Level Ant Factor Cable Loss Preamp Factor APos TPos Remark MHz dBuV/m dBuV/m dBuV dB/m dB dB cm deg 1 2462.00 101.81 ------ ------ 99.69 30.79 5.44 34.11 366 285 AVERAGE

Mode	14	
	Harmonic	
	2400-2483.5_802.11b_CH11_2462MHz	
ANT	CDD 12+7	
Pol.	Horizontal	Vertical
Peak Avg	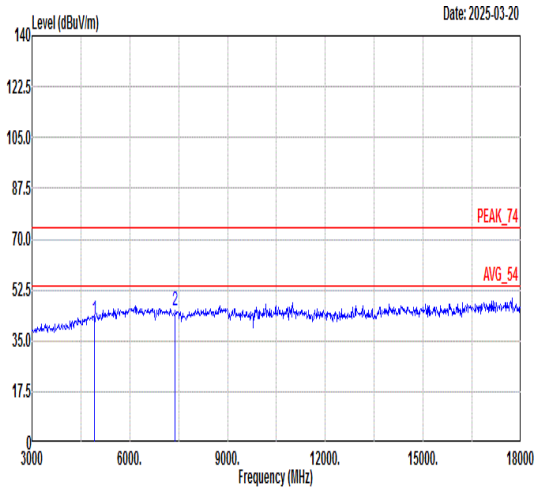 Freq Level Limit Line Margin Read Level Ant Factor Cable Loss Preamp Factor APos TPos Remark MHz dBuV/m dBuV/m dB dBuV dB/m dB dB cm deg 1 4924.00 42.01 74.00 -31.99 61.68 36.58 8.57 64.82 --- --- Peak 2 7386.00 45.26 74.00 -28.74 63.25 36.81 10.18 64.98 --- --- Peak	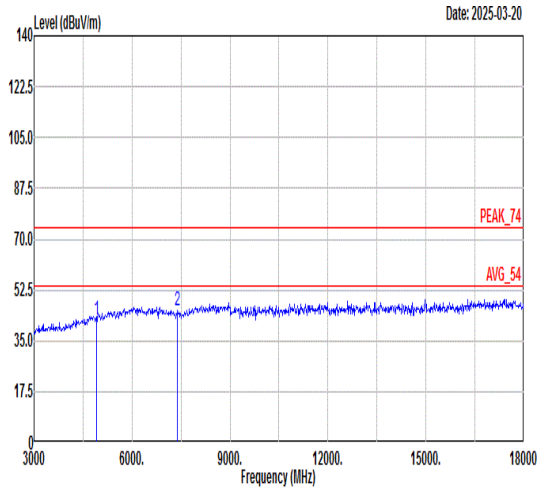 Freq Level Limit Line Margin Read Level Ant Factor Cable Loss Preamp Factor APos TPos Remark MHz dBuV/m dBuV/m dB dBuV dB/m dB dB cm deg 1 4924.00 42.20 74.00 -31.80 61.87 36.58 8.57 64.82 --- --- Peak 2 7386.00 45.24 74.00 -28.76 63.23 36.81 10.18 64.98 --- --- Peak

Mode	15	
	Harmonic	
	2400-2483.5_802.11g_CH01_2412MHz	
ANT	CDD 12+7	
Pol.	Horizontal	Vertical
Peak Avg	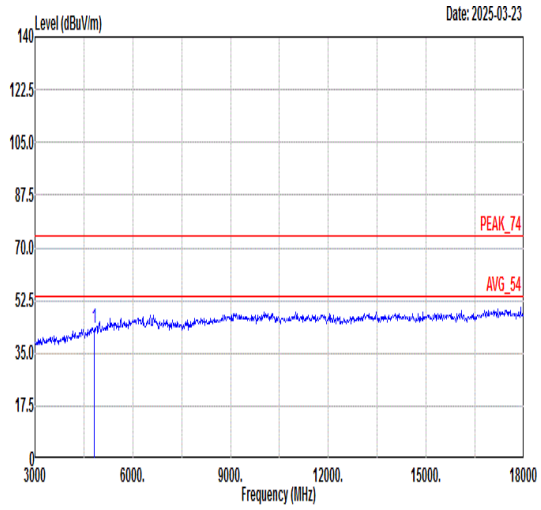 Freq Level Limit Line Margin Read Level Ant Factor Cable Loss Preamp Factor APos TPos Remark MHz dBuV/m dBuV/m dB dBuV dB/m dB dB cm deg 1 4824.00 43.11 74.00 -30.89 62.65 36.42 8.88 64.84 --- --- Peak	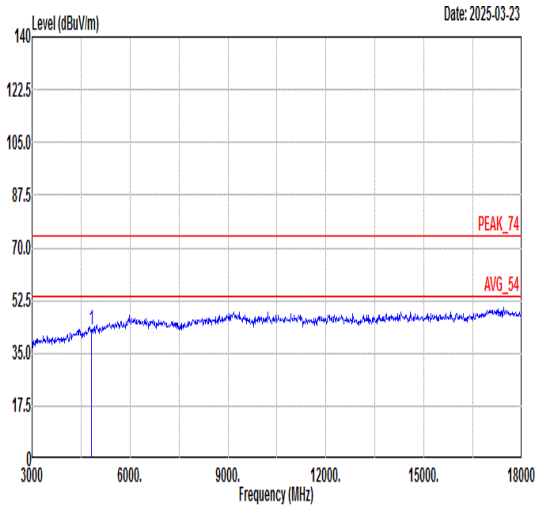 Freq Level Limit Line Margin Read Level Ant Factor Cable Loss Preamp Factor APos TPos Remark MHz dBuV/m dBuV/m dB dBuV dB/m dB dB cm deg 1 4824.00 42.90 74.00 -31.10 62.44 36.42 8.88 64.84 --- --- Peak

Mode	16	
	Harmonic	
	2400-2483.5_802.11g_CH06_2437MHz	
ANT	CDD 12+7	
Pol.	Horizontal	Vertical
Peak Avg	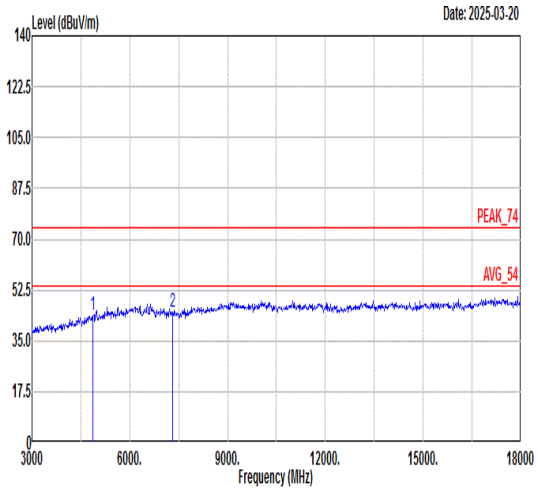 Freq Level Limit Line Margin Read Level Ant Factor Cable Loss Preamp Factor APos TPos Remark MHz dBuV/m dBuV/m dB dBuV dB/m dB dB cm deg 1 4874.00 43.78 74.00 -30.22 63.39 36.50 8.72 64.83 --- --- Peak 2 7311.00 45.13 74.00 -28.87 63.07 36.89 10.18 65.01 --- --- Peak	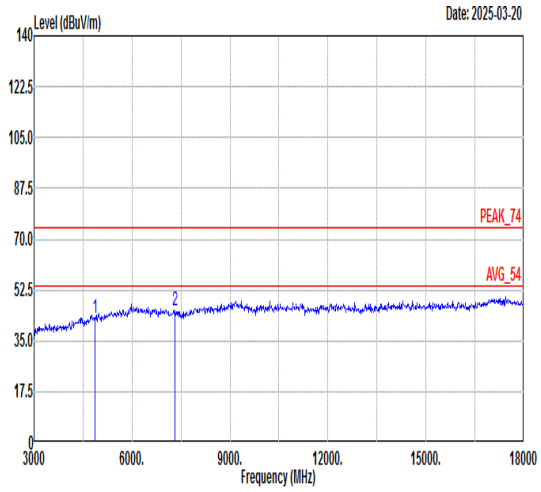 Freq Level Limit Line Margin Read Level Ant Factor Cable Loss Preamp Factor APos TPos Remark MHz dBuV/m dBuV/m dB dBuV dB/m dB dB cm deg 1 4874.00 42.57 74.00 -31.43 62.18 36.50 8.72 64.83 --- --- Peak 2 7311.00 45.24 74.00 -28.76 63.18 36.89 10.18 65.01 --- --- Peak

Mode	17	
	Harmonic	
	2400-2483.5_802.11g_CH11_2462MHz	
ANT	CDD 12+7	
Pol.	Horizontal	Vertical
Peak Avg	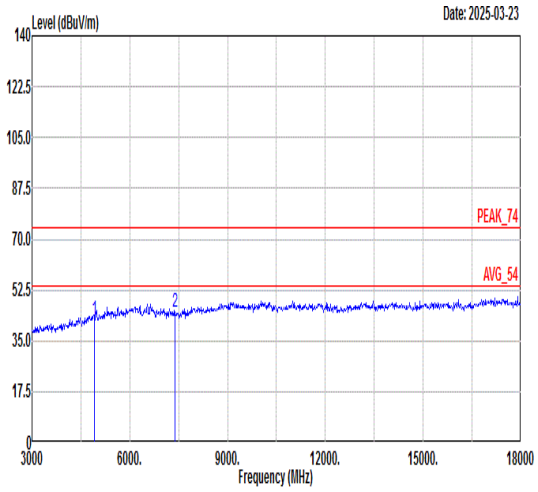 Freq Level Limit Line Margin Read Level Ant Factor Cable Loss Preamp Factor APos TPos Remark MHz dBuV/m dBuV/m dB dBuV dB/m dB dB cm deg 1 4924.00 42.28 74.00 -31.72 61.95 36.58 8.57 64.82 --- --- Peak 2 7386.00 44.76 74.00 -29.24 62.75 36.81 10.18 64.98 --- --- Peak	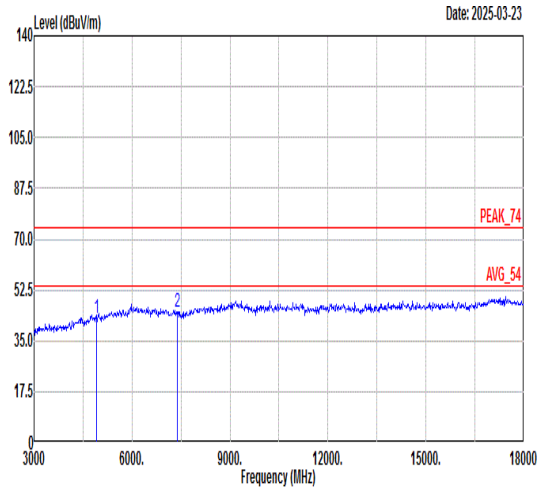 Freq Level Limit Line Margin Read Level Ant Factor Cable Loss Preamp Factor APos TPos Remark MHz dBuV/m dBuV/m dB dBuV dB/m dB dB cm deg 1 4924.00 42.88 74.00 -31.12 62.55 36.58 8.57 64.82 --- --- Peak 2 7386.00 44.75 74.00 -29.25 62.74 36.81 10.18 64.98 --- --- Peak

Mode	18	
	Band Edge	
	2400-2483.5_802.11ax HE20_CH01_2412MHz	
ANT	CDD 12+7	
Pol.	Horizontal	Fundamental
Peak	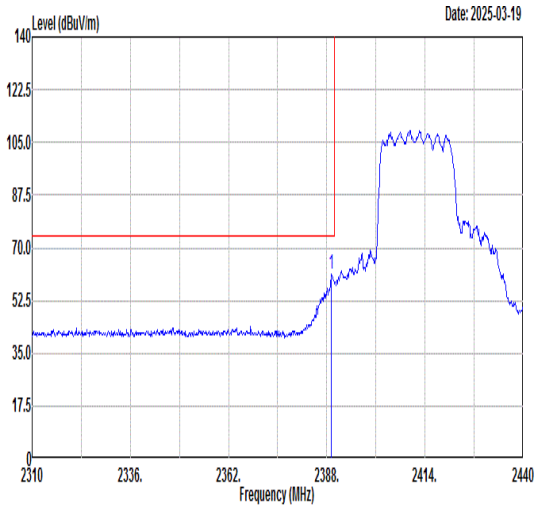 Limit Margin Read Ant Cable Preamp APos TPos Freq Level Line (dB) Level Factor Loss Factor Remark MHz dBuV/m dBuV/m dBuV dB/m dB dB cm deg 1 2389.17 61.08 74.00 -12.92 59.08 30.78 5.36 34.14 300 100 PEAK	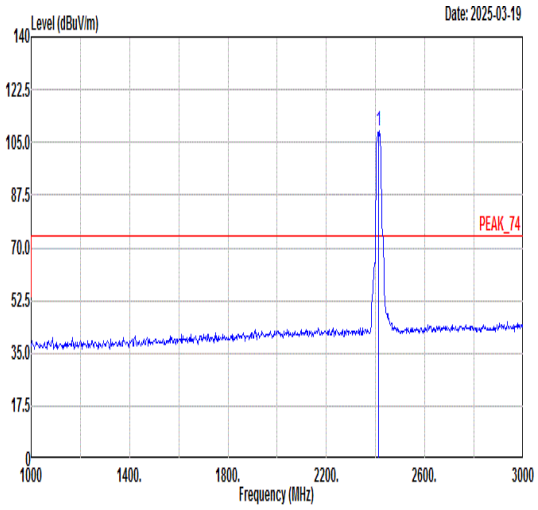 Limit Margin Read Ant Cable Preamp APos TPos Freq Level Line (dB) Level Factor Loss Factor Remark MHz dBuV/m dBuV/m dBuV dB/m dB dB cm deg 1 2412.00 108.61 ------ ------ 106.58 30.78 5.38 34.13 300 100 PEAK
Avg	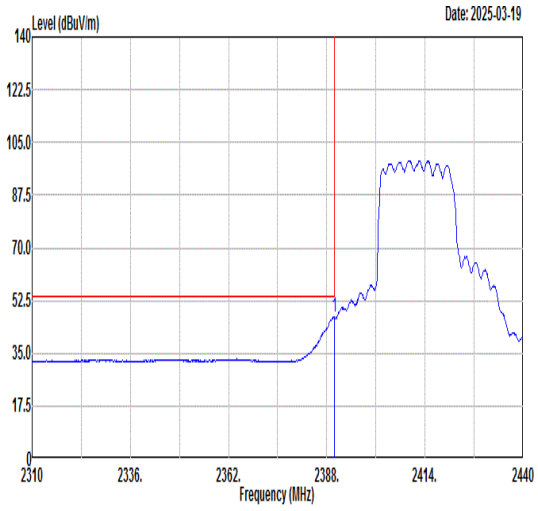 Limit Margin Read Ant Cable Preamp APos TPos Freq Level Line (dB) Level Factor Loss Factor Remark MHz dBuV/m dBuV/m dBuV dB/m dB dB cm deg 1 2389.95 46.90 54.00 -7.10 44.90 30.78 5.36 34.14 300 100 AVERAGE	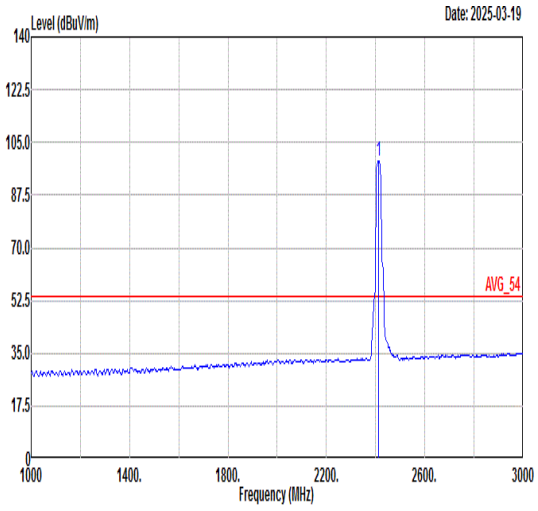 Limit Margin Read Ant Cable Preamp APos TPos Freq Level Line (dB) Level Factor Loss Factor Remark MHz dBuV/m dBuV/m dBuV dB/m dB dB cm deg 1 2412.00 98.90 ------ ------ 96.88 30.78 5.38 34.14 300 100 AVERAGE

Mode	18	
	Band Edge	
	2400-2483.5_802.11ax HE20_CH01_2412MHz	
ANT	CDD 12+7	
Pol.	Vertical	Fundamental
Peak	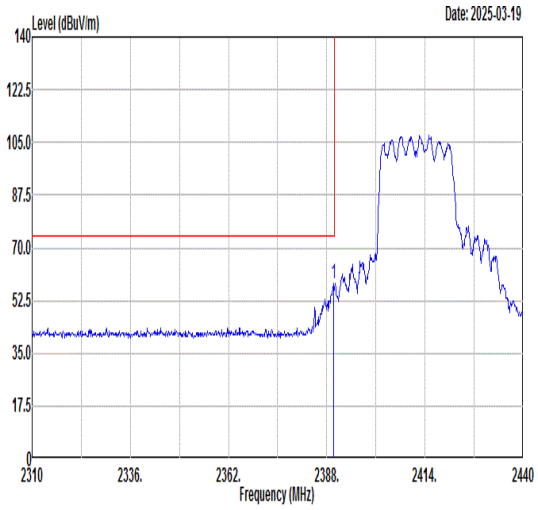 Freq Level Limit Line Margin (dB) Read Level Ant Factor Cable Loss Preamp Factor APos TPos Remark 1 2389.82 58.30 74.00 -15.70 56.30 30.78 5.36 34.14 389 216 PEAK	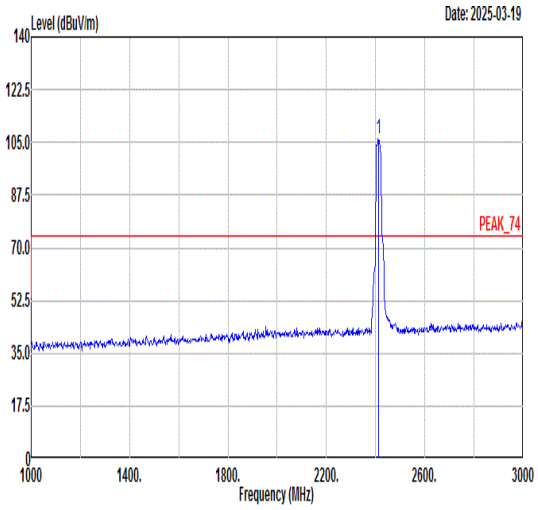 Freq Level Limit Line Margin (dB) Read Level Ant Factor Cable Loss Preamp Factor APos TPos Remark 1 2412.00 106.34 ------ ------ 104.32 30.78 5.38 34.14 389 216 PEAK
Avg	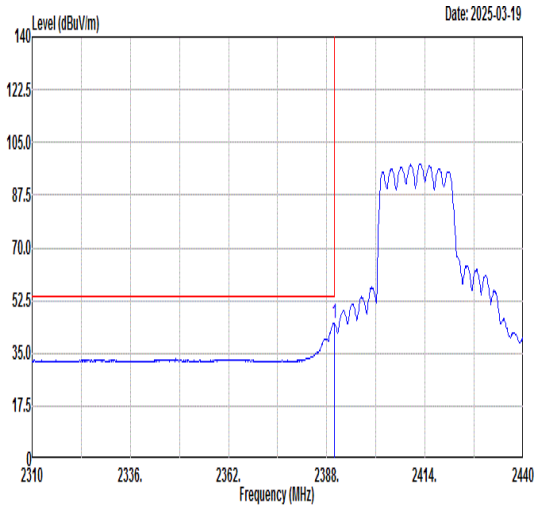 Freq Level Limit Line Margin (dB) Read Level Ant Factor Cable Loss Preamp Factor APos TPos Remark 1 2389.95 44.80 54.00 -9.20 42.80 30.78 5.36 34.14 389 216 AVERAGE	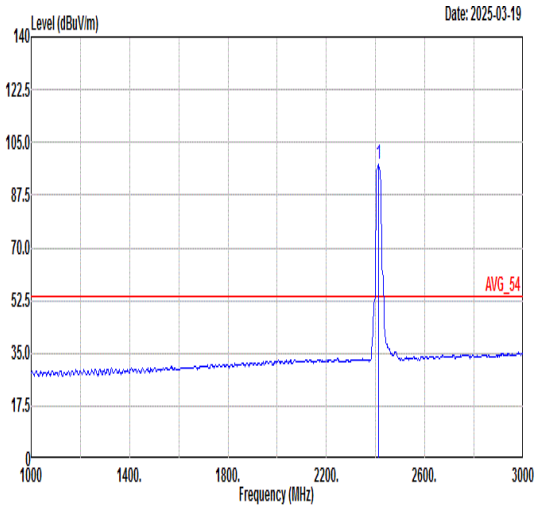 Freq Level Limit Line Margin (dB) Read Level Ant Factor Cable Loss Preamp Factor APos TPos Remark 1 2412.00 97.50 ------ ------ 95.48 30.78 5.38 34.14 389 216 AVERAGE

Mode	18	
	Harmonic	
	2400-2483.5_802.11ax HE20_CH01_2412MHz	
ANT	CDD 12+7	
Pol.	Horizontal	Vertical
Peak Avg	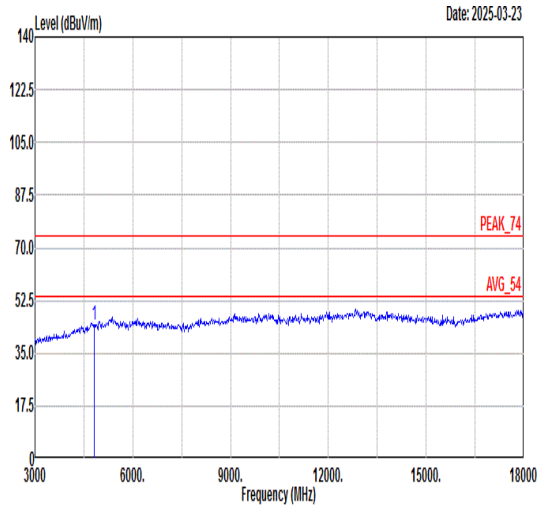 Freq Level Limit Line Margin Read Level Ant Factor Cable Loss Preamp Factor APos TPos Remark MHz dBuV/m dBuV/m dB dBuV dB/m dB dB cm deg 1 4824.00 44.39 74.00 -29.61 63.93 36.42 8.88 64.84 --- --- Peak	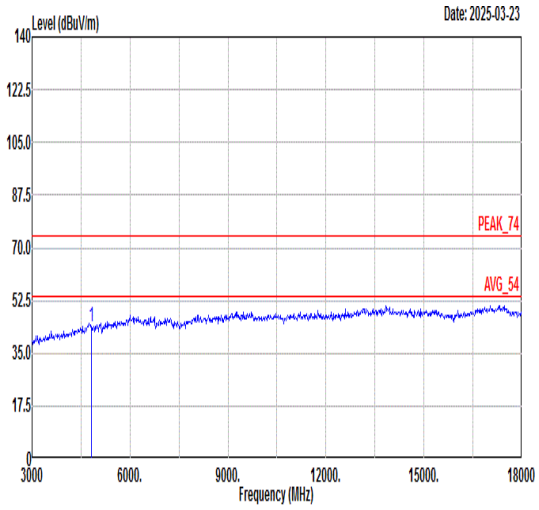 Freq Level Limit Line Margin Read Level Ant Factor Cable Loss Preamp Factor APos TPos Remark MHz dBuV/m dBuV/m dB dBuV dB/m dB dB cm deg 1 4824.00 43.88 74.00 -30.12 63.42 36.42 8.88 64.84 --- --- Peak

Mode	19	
	Band Edge - L	
	2400-2483.5_802.11ax HE20_CH06_2437MHz	
ANT	CDD 12+7	
Pol.	Horizontal	Fundamental
Peak	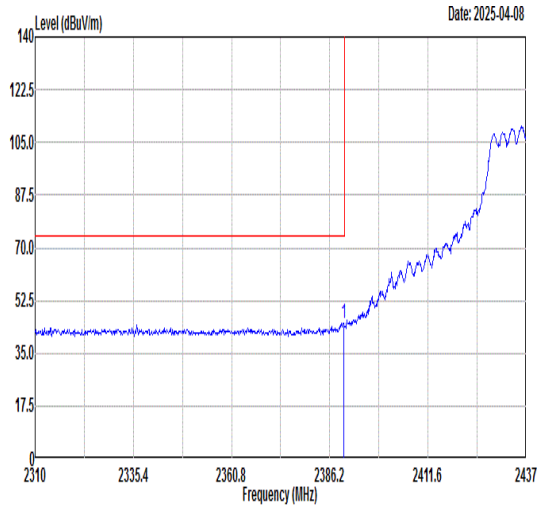 Freq Level Limit Line Margin (dB) Read Level Ant Factor Cable Loss Preamp Factor APos TPos Remark 1 2389.76 44.87 74.00 -29.13 42.87 30.78 5.36 34.14 333 275 PEAK	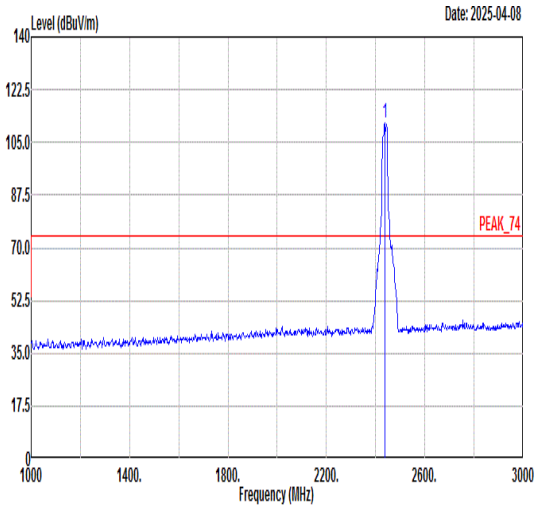 Freq Level Limit Line Margin (dB) Read Level Ant Factor Cable Loss Preamp Factor APos TPos Remark 1 2437.00 111.27 ------ ------ 109.19 30.79 5.41 34.12 333 275 PEAK
Avg	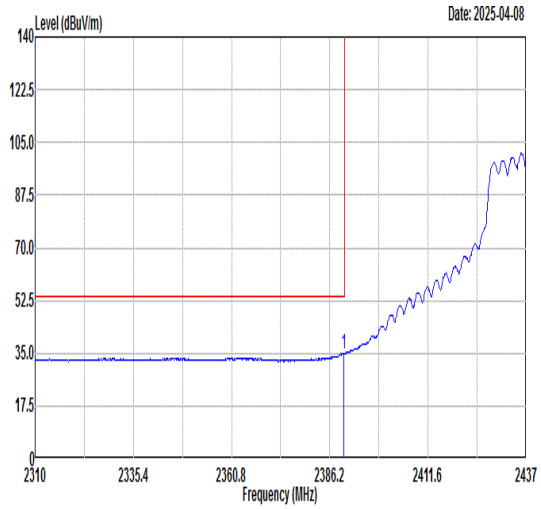 Freq Level Limit Line Margin (dB) Read Level Ant Factor Cable Loss Preamp Factor APos TPos Remark 1 2389.76 34.98 54.00 -19.02 32.98 30.78 5.36 34.14 333 275 AVERAGE	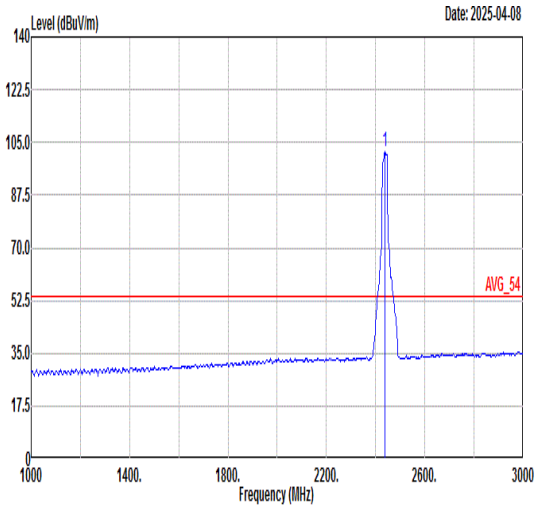 Freq Level Limit Line Margin (dB) Read Level Ant Factor Cable Loss Preamp Factor APos TPos Remark 1 2437.00 101.77 ------ ------ 99.69 30.79 5.41 34.12 333 275 AVERAGE

Mode	19	
	Band Edge - R	
	2400-2483.5_802.11ax HE20_CH06_2437MHz	
ANT	CDD 12+7	
Pol.	Horizontal	Fundamental
Peak	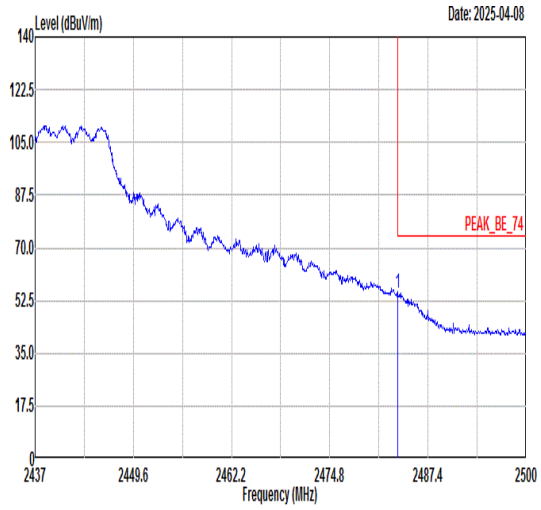 Freq Level Limit Line Margin (dB) Read Level Ant Factor Cable Loss Preamp Factor APos TPos Remark MHz dBuV/m dBuV/m dBuV dB/m dB dB cm deg 1 2483.56 55.07 74.00 -18.93 52.92 30.80 5.46 34.11 333 275 PEAK	Blank
Avg	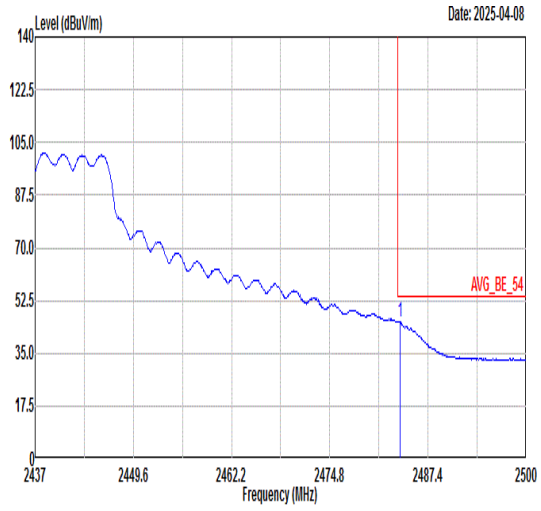 Freq Level Limit Line Margin (dB) Read Level Ant Factor Cable Loss Preamp Factor APos TPos Remark MHz dBuV/m dBuV/m dBuV dB/m dB dB cm deg 1 2483.81 45.46 54.00 -8.54 43.31 30.80 5.46 34.11 333 275 AVERAGE	Blank

Mode	19	
	Band Edge - L	
	2400-2483.5_802.11ax HE20_CH06_2437MHz	
ANT	CDD 12+7	
Pol.	Vertical	Fundamental
Peak	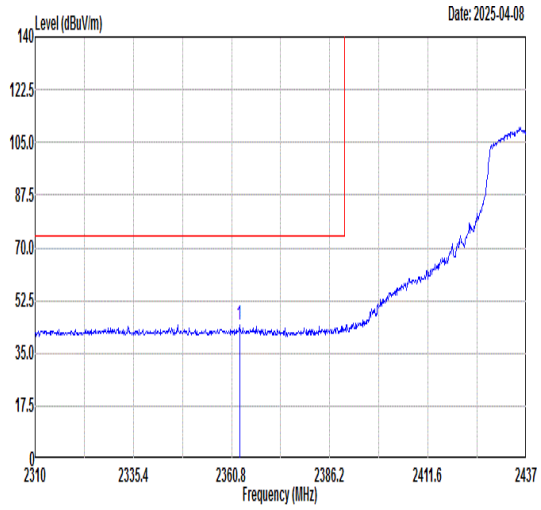 Limit Margin Read Ant Cable Preamp APos TPos Freq Level Line (dB) Level Factor Loss Factor Remark MHz dBuV/m dBuV/m dBuV dB/m dB dB cm deg 1 2362.83 44.45 74.00 -29.55 42.49 30.77 5.34 34.15 375 238 PEAK	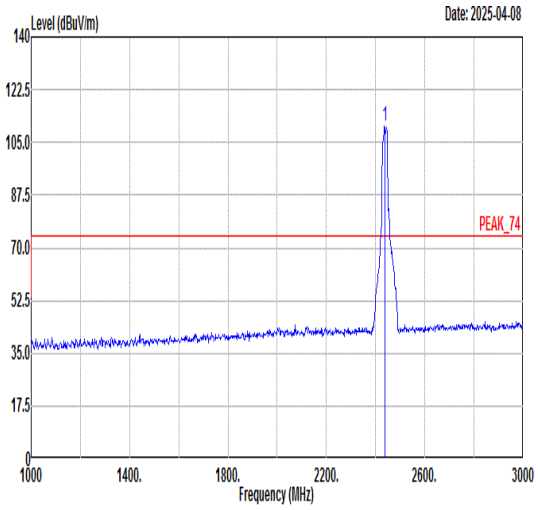 Limit Margin Read Ant Cable Preamp APos TPos Freq Level Line (dB) Level Factor Loss Factor Remark MHz dBuV/m dBuV/m dBuV dB/m dB dB cm deg 1 2437.00 110.58 ------ ------ 108.51 30.79 5.41 34.13 375 238 PEAK
Avg	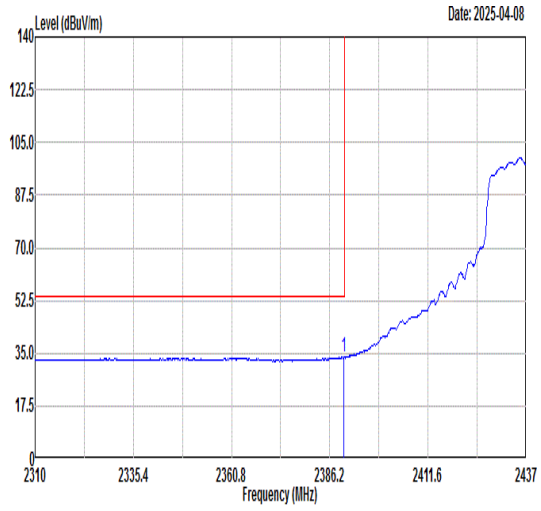 Limit Margin Read Ant Cable Preamp APos TPos Freq Level Line (dB) Level Factor Loss Factor Remark MHz dBuV/m dBuV/m dBuV dB/m dB dB cm deg 1 2389.76 33.80 54.00 -20.20 31.80 30.78 5.36 34.14 375 238 AVERAGE	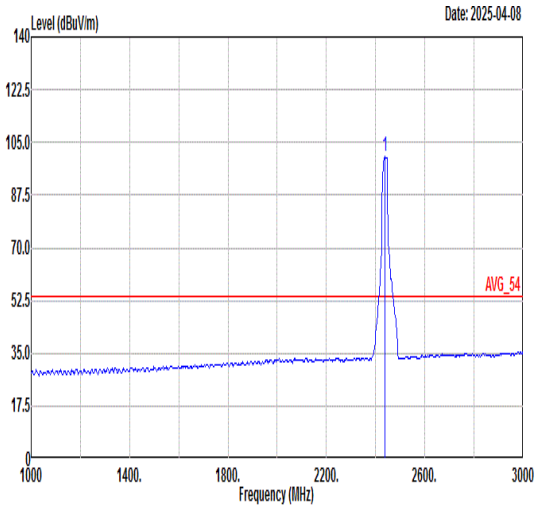 Limit Margin Read Ant Cable Preamp APos TPos Freq Level Line (dB) Level Factor Loss Factor Remark MHz dBuV/m dBuV/m dBuV dB/m dB dB cm deg 1 2437.00 100.51 ------ ------ 98.43 30.79 5.41 34.12 375 238 AVERAGE

Mode	19	
	Band Edge - R	
	2400-2483.5_802.11ax HE20_CH06_2437MHz	
ANT	CDD 12+7	
Pol.	Vertical	Fundamental
Peak	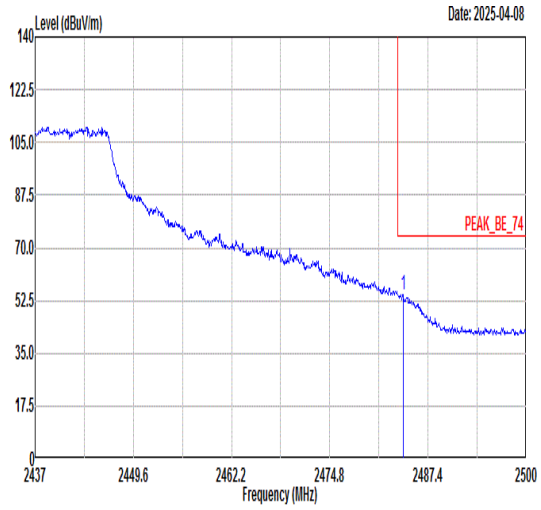 Limit Margin Read Ant Cable Preamp APos TPos Freq Level Line (dB) Level Factor Loss Factor Remark MHz dBuV/m dBuV/m dBuV dB/m dB dB cm deg 1 2484.19 54.30 74.00 -19.70 52.15 30.80 5.46 34.11 375 238 PEAK	Blank
Avg	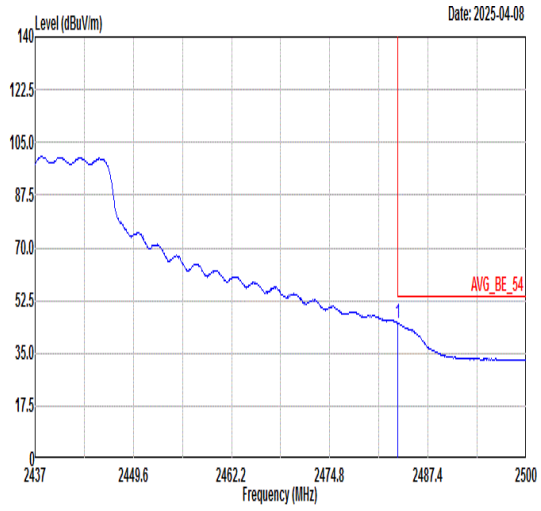 Limit Margin Read Ant Cable Preamp APos TPos Freq Level Line (dB) Level Factor Loss Factor Remark MHz dBuV/m dBuV/m dBuV dB/m dB dB cm deg 1 2483.56 45.09 54.00 -8.91 42.94 30.80 5.46 34.11 375 238 AVERAGE	Blank

Mode	19	
	Harmonic	
	2400-2483.5_802.11ax HE20_CH06_2437MHz	
ANT	CDD 12+7	
Pol.	Horizontal	Vertical
Peak Avg	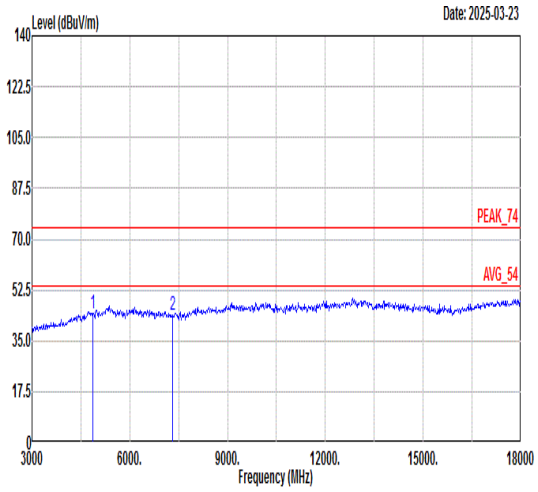 Freq Level Limit Line Margin Read Level Ant Factor Cable Loss Preamp Factor APos TPos Remark MHz dBuV/m dBuV/m dB dBuV dB/m dB dB cm deg 1 4874.00 44.46 74.00 -29.54 64.07 36.50 8.72 64.83 --- --- Peak 2 7311.00 43.69 74.00 -30.31 61.63 36.89 10.18 65.01 --- --- Peak	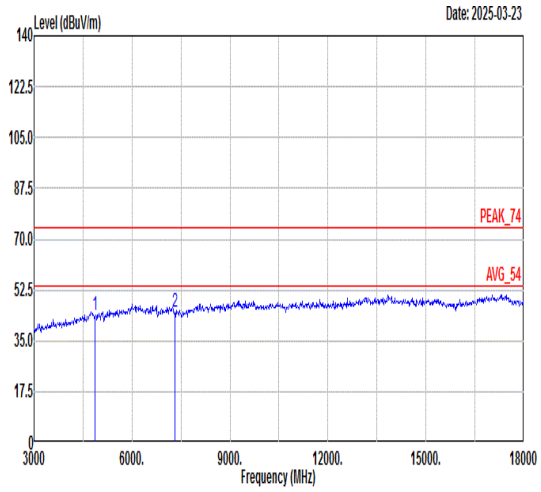 Freq Level Limit Line Margin Read Level Ant Factor Cable Loss Preamp Factor APos TPos Remark MHz dBuV/m dBuV/m dB dBuV dB/m dB dB cm deg 1 4874.00 43.76 74.00 -30.24 63.37 36.50 8.72 64.83 --- --- Peak 2 7311.00 45.13 74.00 -28.87 63.07 36.89 10.18 65.01 --- --- Peak

Mode	20	
	Band Edge	
	2400-2483.5_802.11ax HE20_CH11_2462MHz	
ANT	CDD 12+7	
Pol.	Horizontal	Fundamental
Peak	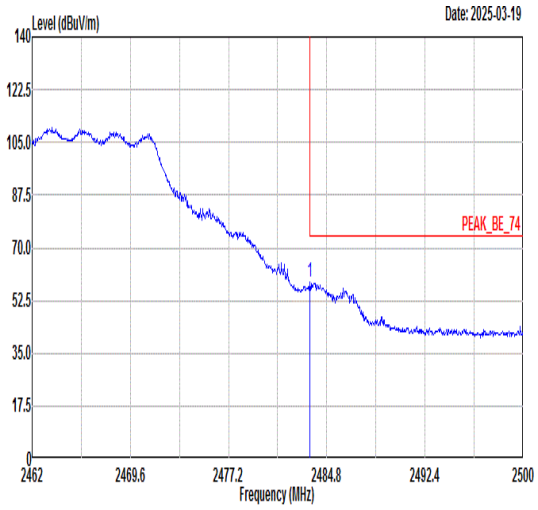 Freq Level Limit Line Margin Read Level Ant Factor Cable Loss Preamp Factor APos TPos Remark MHz dBuV/m dBuV/m dB dBuV dB/m dB dB cm deg 1 2483.51 58.65 74.00 -15.35 56.50 30.80 5.46 34.11 100 316 PEAK	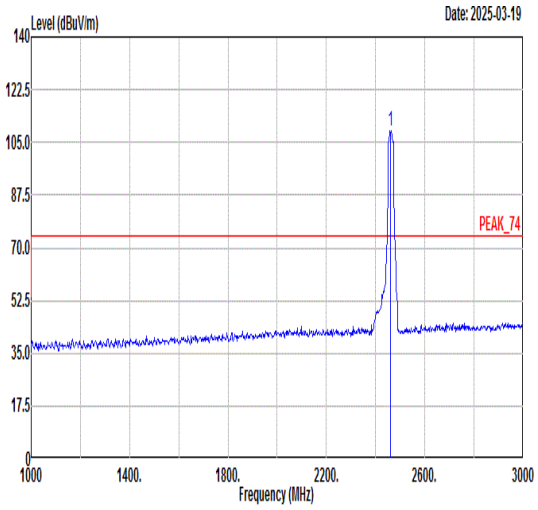 Freq Level Limit Line Margin Read Level Ant Factor Cable Loss Preamp Factor APos TPos Remark MHz dBuV/m dBuV/m dB dBuV dB/m dB dB cm deg 1 2462.00 108.85 ------ ------ 106.75 30.79 5.43 34.12 100 316 PEAK
Avg	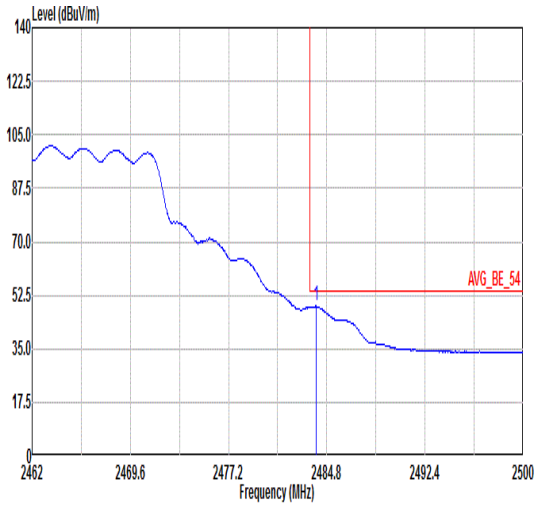 Freq Level Limit Line Margin Read Level Ant Factor Cable Loss Preamp Factor APos TPos Remark MHz dBuV/m dBuV/m dB dBuV dB/m dB dB cm deg 1 2483.96 48.88 54.00 -5.12 46.73 30.80 5.46 34.11 100 316 AVERAGE	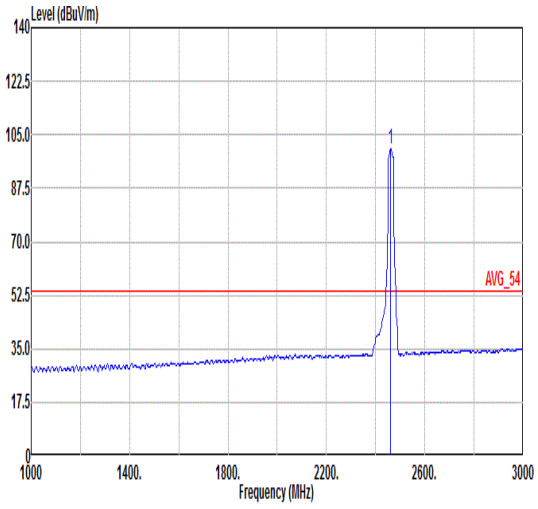 Freq Level Limit Line Margin Read Level Ant Factor Cable Loss Preamp Factor APos TPos Remark MHz dBuV/m dBuV/m dB dBuV dB/m dB dB cm deg 1 2462.00 100.20 ------ ------ 98.10 30.79 5.43 34.12 100 316 AVERAGE

Mode	20	
	Band Edge	
	2400-2483.5_802.11ax HE20_CH11_2462MHz	
ANT	CDD 12+7	
Pol.	Vertical	Fundamental
Peak	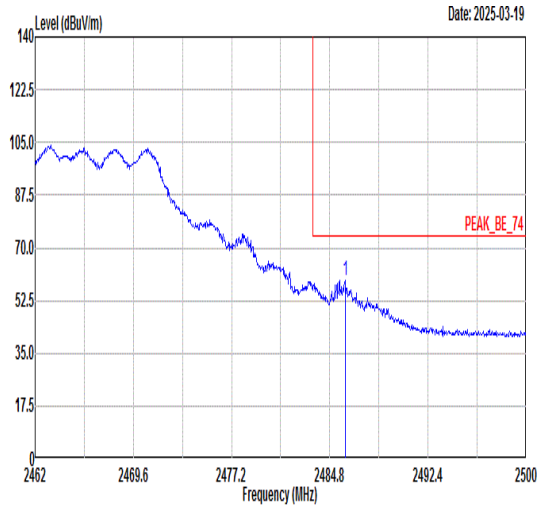 Freq Level Limit Line Margin Read Level Ant Factor Cable Loss Preamp Factor APos TPos Remark MHz dBuV/m dBuV/m dB dBuV dB/m dB dB cm deg 1 2485.98 59.06 74.00 -14.94 56.91 30.80 5.46 34.11 400 204 PEAK	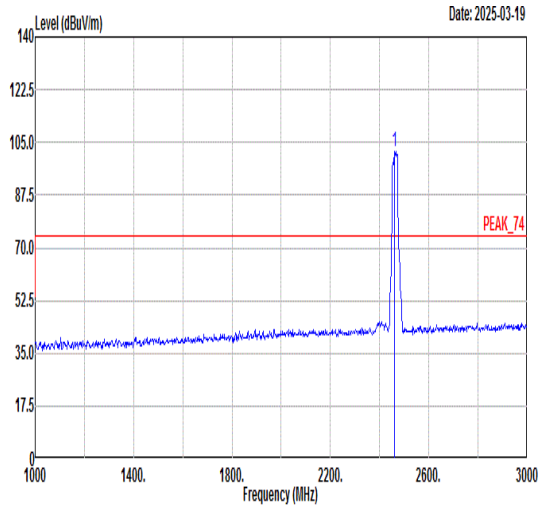 Freq Level Limit Line Margin Read Level Ant Factor Cable Loss Preamp Factor APos TPos Remark MHz dBuV/m dBuV/m dB dBuV dB/m dB dB cm deg 1 2462.00 101.95 ------ ------ 99.83 30.79 5.44 34.11 400 204 PEAK
Avg	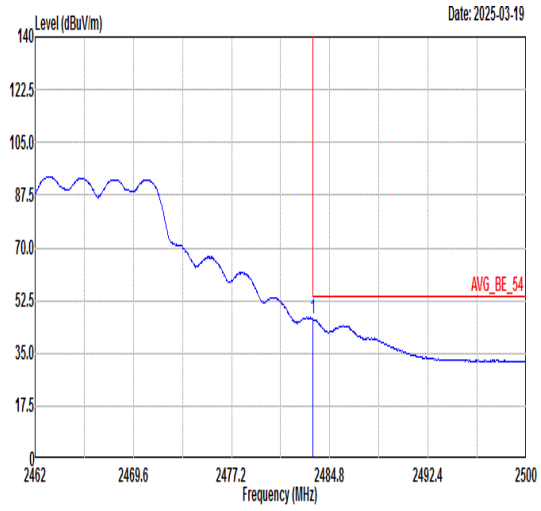 Freq Level Limit Line Margin Read Level Ant Factor Cable Loss Preamp Factor APos TPos Remark MHz dBuV/m dBuV/m dB dBuV dB/m dB dB cm deg 1 2483.51 46.33 54.00 -7.67 44.18 30.80 5.46 34.11 400 204 AVERAGE	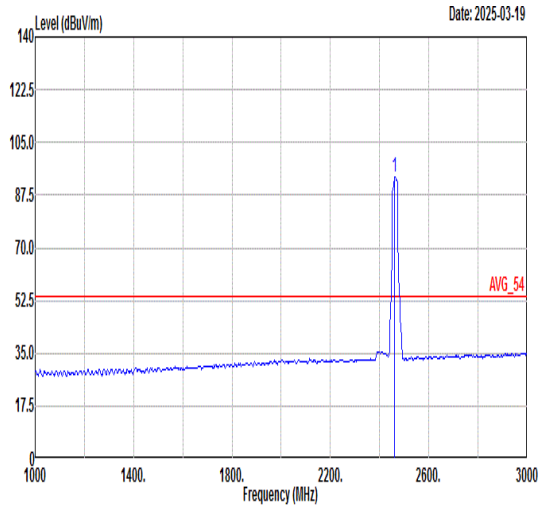 Freq Level Limit Line Margin Read Level Ant Factor Cable Loss Preamp Factor APos TPos Remark MHz dBuV/m dBuV/m dB dBuV dB/m dB dB cm deg 1 2462.00 93.54 ------ ------ 91.42 30.79 5.44 34.11 400 204 AVERAGE

Mode	20	
	Harmonic	
	2400-2483.5_802.11ax HE20_CH11_2462MHz	
ANT	CDD 12+7	
Pol.	Horizontal	Vertical
Peak Avg	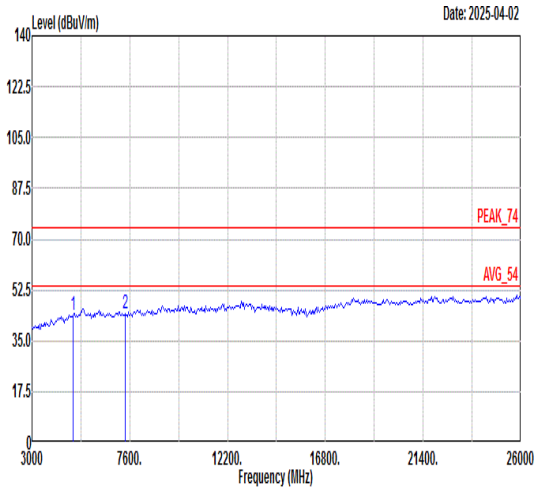 Freq Level Limit Line Margin Read Level Ant Factor Cable Loss Preamp Factor APos TPos Remark MHz dBuV/m dBuV/m dB dBuV dB/m dB dB cm deg 1 4924.00 43.80 74.00 -30.20 63.47 36.58 8.57 64.82 --- --- Peak 2 7386.00 44.43 74.00 -29.57 62.42 36.81 10.18 64.98 --- --- Peak	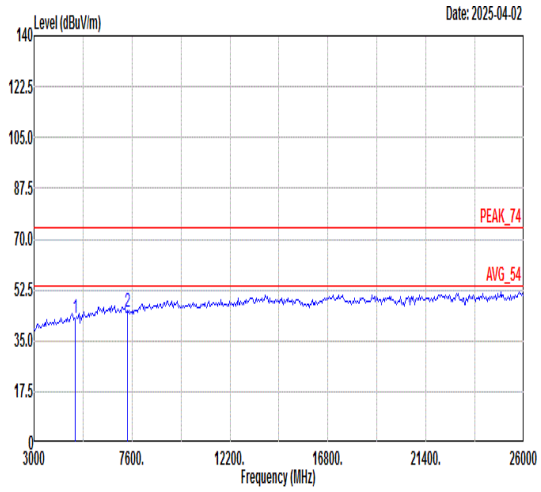 Freq Level Limit Line Margin Read Level Ant Factor Cable Loss Preamp Factor APos TPos Remark MHz dBuV/m dBuV/m dB dBuV dB/m dB dB cm deg 1 4924.00 42.68 74.00 -31.32 62.35 36.58 8.57 64.82 --- --- Peak 2 7386.00 44.88 74.00 -29.12 62.87 36.81 10.18 64.98 --- --- Peak

Mode	21	
	Band Edge - L	
	2400-2483.5_802.11ax HE40_CH03_2422MHz	
ANT	CDD 12+7	
Pol.	Horizontal	Fundamental
Peak	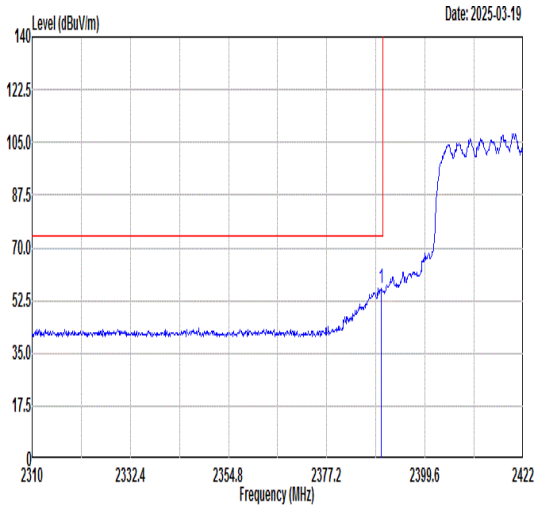 Freq Level Limit Line Margin (dB) Read Level Ant Factor Cable Loss Preamp Factor APos TPos Remark 1 2389.63 56.54 74.00 -17.46 54.54 30.78 5.36 34.14 300 112 PEAK	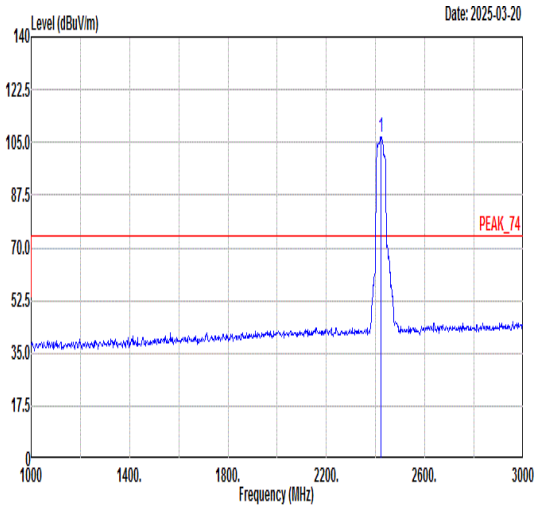 Freq Level Limit Line Margin (dB) Read Level Ant Factor Cable Loss Preamp Factor APos TPos Remark 1 2422.00 106.88 ------ ------ 104.84 30.78 5.39 34.13 300 112 PEAK
Avg	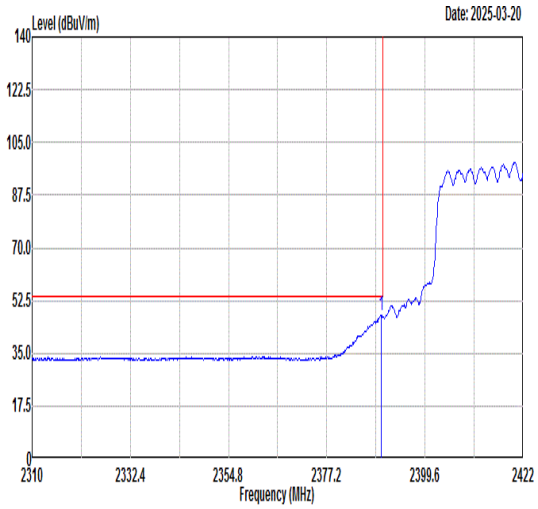 Freq Level Limit Line Margin (dB) Read Level Ant Factor Cable Loss Preamp Factor APos TPos Remark 1 2389.63 47.59 54.00 -6.41 45.59 30.78 5.36 34.14 300 112 AVERAGE	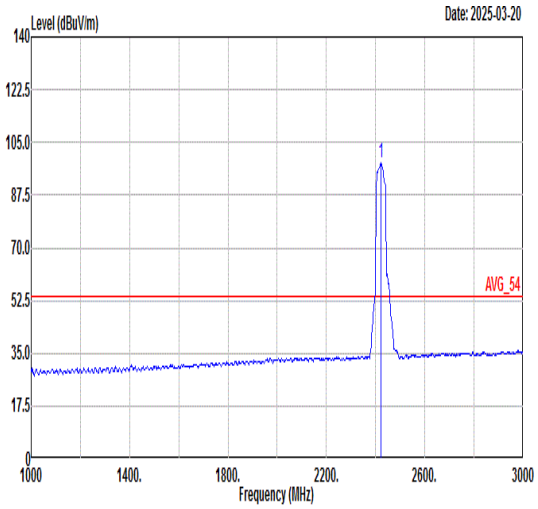 Freq Level Limit Line Margin (dB) Read Level Ant Factor Cable Loss Preamp Factor APos TPos Remark 1 2422.00 98.07 ------ ------ 96.03 30.78 5.39 34.13 300 112 AVERAGE

Mode	21	
	Band Edge - R	
	2400-2483.5_802.11ax HE40_CH03_2422MHz	
ANT	CDD 12+7	
Pol.	Horizontal	Fundamental
Peak	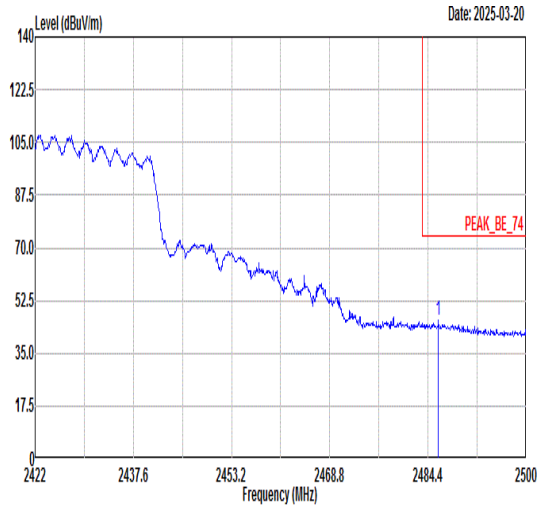 Freq Level Limit Line Margin (dB) Read Level Ant Factor Cable Loss Preamp Factor APos TPos Remark MHz dBuV/m dBuV/m dBuV dB/m dB dB cm deg 1 2486.04 45.71 74.00 -28.29 43.56 30.80 5.46 34.11 300 112 PEAK	Blank
Avg	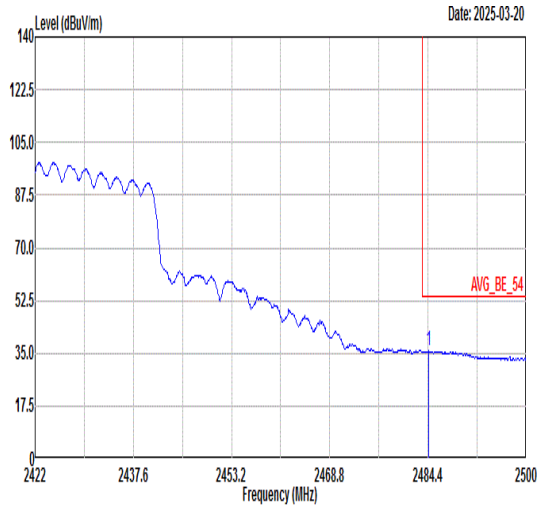 Freq Level Limit Line Margin (dB) Read Level Ant Factor Cable Loss Preamp Factor APos TPos Remark MHz dBuV/m dBuV/m dBuV dB/m dB dB cm deg 1 2484.48 35.91 54.00 -18.09 33.76 30.80 5.46 34.11 300 112 AVERAGE	Blank

Mode	21	
	Band Edge - L	
	2400-2483.5_802.11ax HE40_CH03_2422MHz	
ANT	CDD 12+7	
Pol.	Vertical	Fundamental
Peak	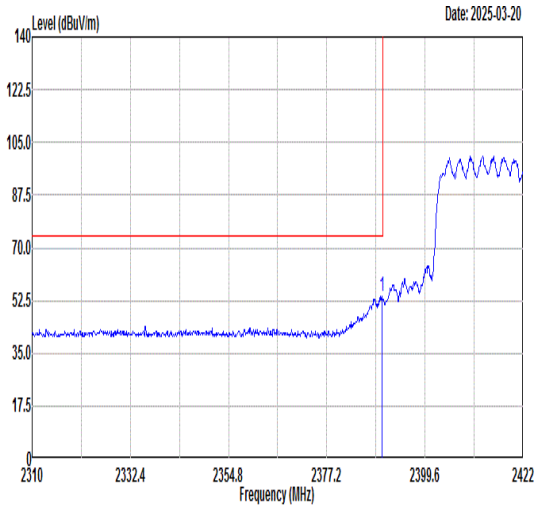 Freq Level Limit Line Margin (dB) Read Level Ant Factor Cable Loss Preamp Factor APos TPos Remark 1 2389.74 53.94 74.00 -20.06 51.94 30.78 5.36 34.14 400 223 PEAK	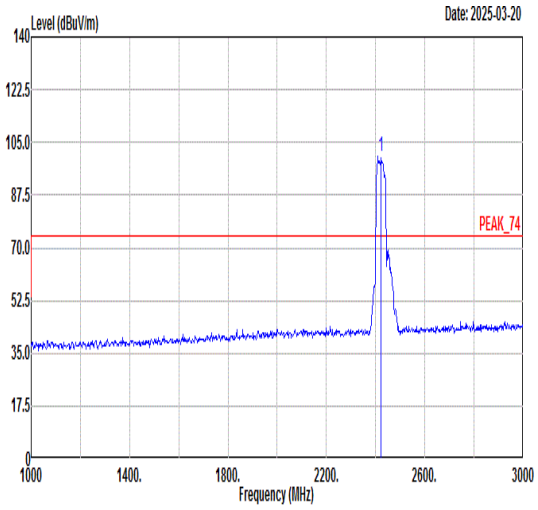 Freq Level Limit Line Margin (dB) Read Level Ant Factor Cable Loss Preamp Factor APos TPos Remark 1 2422.00 100.53 ------ ------ 98.51 30.78 5.38 34.14 400 223 PEAK
Avg	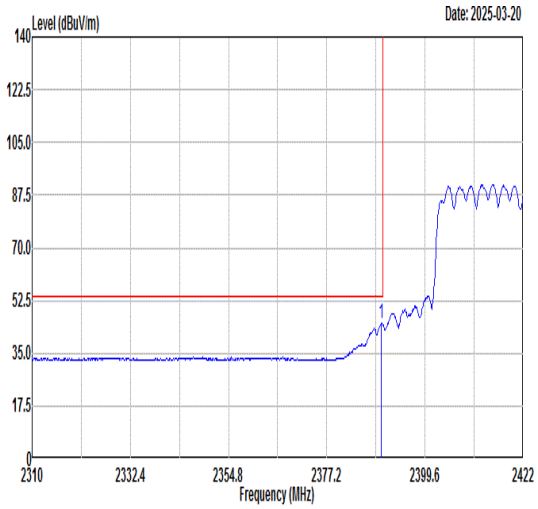 Freq Level Limit Line Margin (dB) Read Level Ant Factor Cable Loss Preamp Factor APos TPos Remark 1 2389.63 44.99 54.00 -9.01 42.99 30.78 5.36 34.14 400 223 AVERAGE	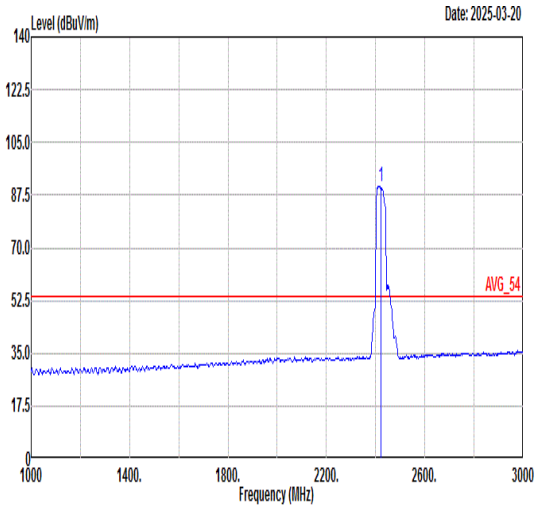 Freq Level Limit Line Margin (dB) Read Level Ant Factor Cable Loss Preamp Factor APos TPos Remark 1 2422.00 90.60 ------ ------ 88.56 30.78 5.39 34.13 400 223 AVERAGE

Mode	21	
	Band Edge - R	
	2400-2483.5_802.11ax HE40_CH03_2422MHz	
ANT	CDD 12+7	
Pol.	Vertical	Fundamental
Peak	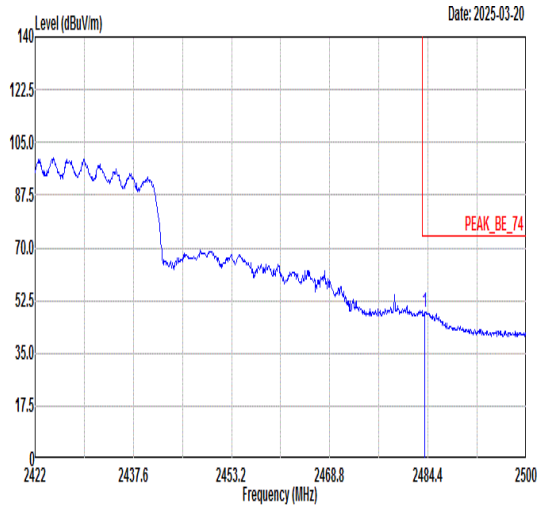 Freq Level Limit Line Margin (dB) Read Level Ant Factor Cable Loss Preamp Factor APos TPos Remark MHz dBuV/m dBuV/m dBuV dB/m dB dB cm deg 1 2483.93 48.69 74.00 -25.31 46.54 30.80 5.46 34.11 400 223 PEAK	Blank
Avg	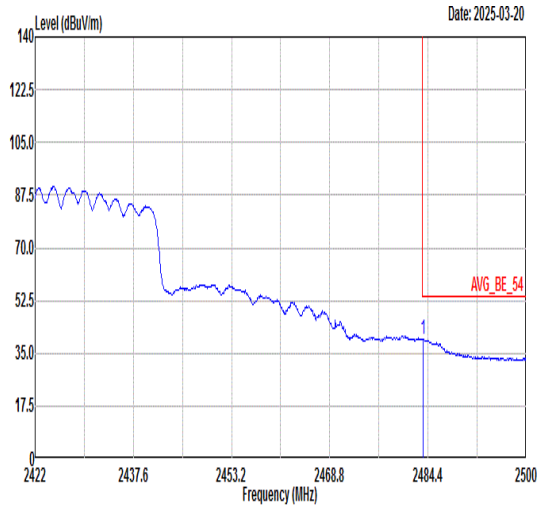 Freq Level Limit Line Margin (dB) Read Level Ant Factor Cable Loss Preamp Factor APos TPos Remark MHz dBuV/m dBuV/m dBuV dB/m dB dB cm deg 1 2483.62 39.74 54.00 -14.26 37.59 30.80 5.46 34.11 400 223 AVERAGE	Blank

Mode	22	
	Band Edge - L	
	2400-2483.5_802.11ax HE40_CH06_2437MHz	
ANT	CDD 12+7	
Pol.	Horizontal	Fundamental
Peak	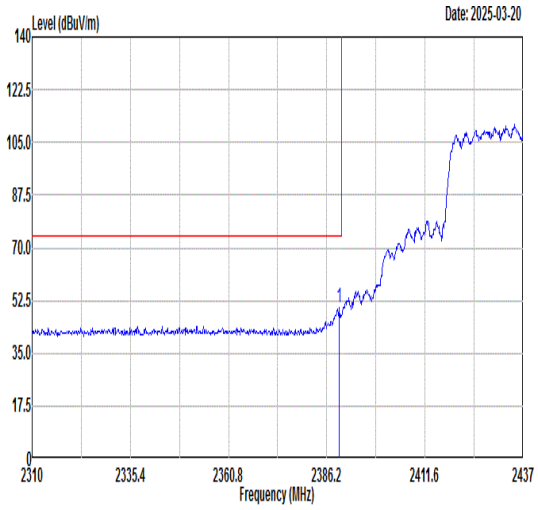 Freq Level Limit Line Margin (dB) Read Level Ant Factor Cable Loss Preamp Factor APos TPos Remark 1 2389.38 50.09 74.00 -23.91 48.09 30.78 5.36 34.14 135 322 PEAK	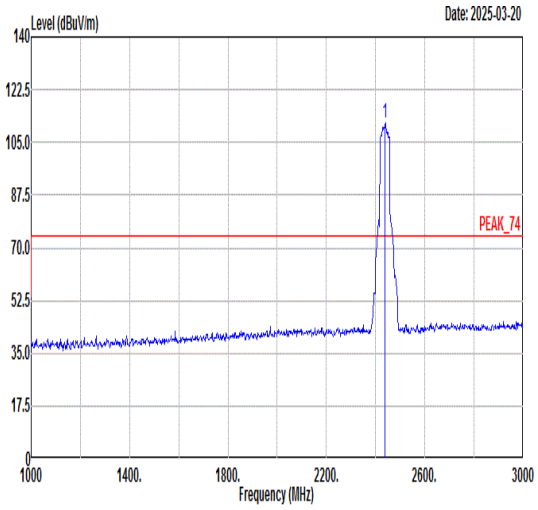 Freq Level Limit Line Margin (dB) Read Level Ant Factor Cable Loss Preamp Factor APos TPos Remark 1 2437.00 111.21 ------ ------ 109.13 30.79 5.41 34.12 135 322 PEAK
Avg	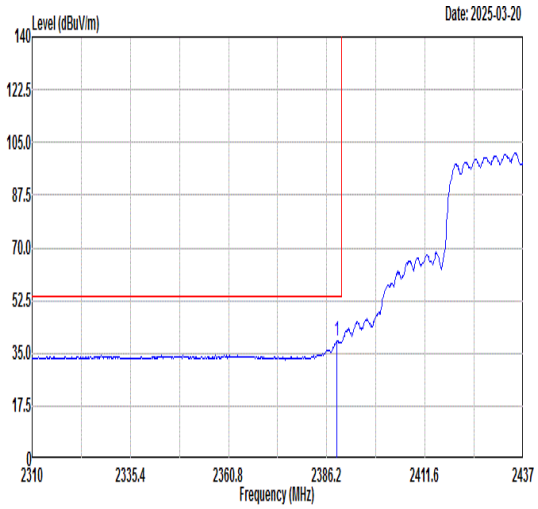 Freq Level Limit Line Margin (dB) Read Level Ant Factor Cable Loss Preamp Factor APos TPos Remark 1 2388.87 39.23 54.00 -14.77 37.23 30.78 5.36 34.14 135 322 AVERAGE	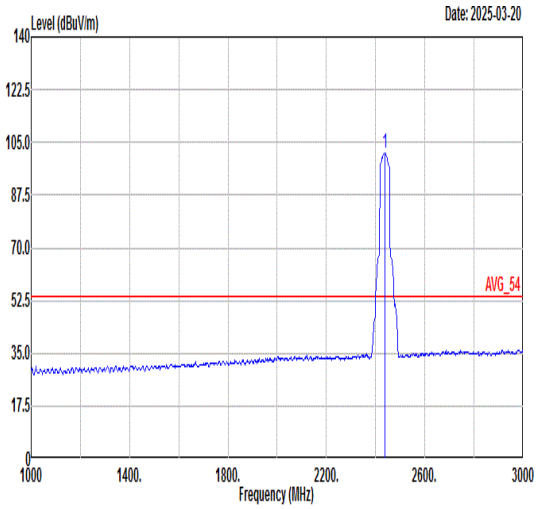 Freq Level Limit Line Margin (dB) Read Level Ant Factor Cable Loss Preamp Factor APos TPos Remark 1 2437.00 101.63 ------ ------ 99.57 30.79 5.40 34.13 135 322 AVERAGE

Mode	22	
	Band Edge - R	
	2400-2483.5_802.11ax HE40_CH06_2437MHz	
ANT	CDD 12+7	
Pol.	Horizontal	Fundamental
Peak	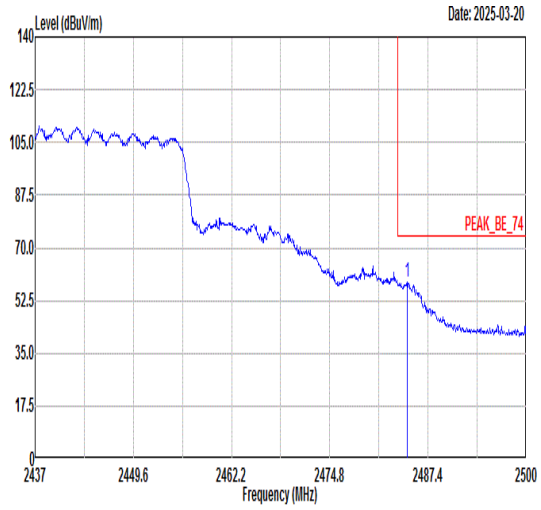 Freq Level Limit Line Margin (dB) Read Level Ant Factor Cable Loss Preamp Factor APos TPos Remark MHz dBuV/m dBuV/m dBuV dB/m dB dB cm deg 1 2484.69 58.55 74.00 -15.45 56.40 30.80 5.46 34.11 135 322 PEAK	Blank
Avg	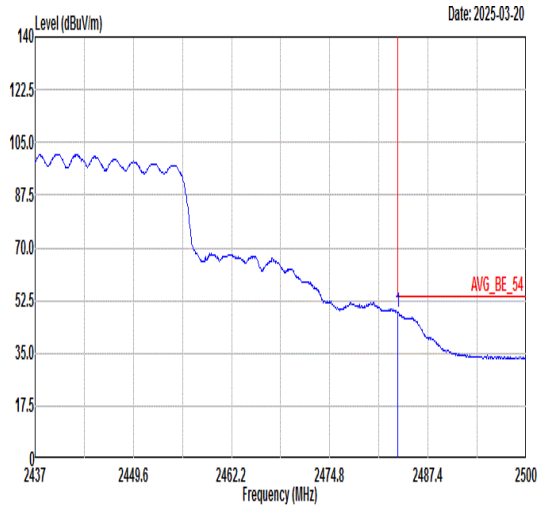 Freq Level Limit Line Margin (dB) Read Level Ant Factor Cable Loss Preamp Factor APos TPos Remark MHz dBuV/m dBuV/m dBuV dB/m dB dB cm deg 1 2483.56 48.53 54.00 -5.47 46.38 30.80 5.46 34.11 135 322 AVERAGE	Blank

Mode	22	
	Band Edge - L	
	2400-2483.5_802.11ax HE40_CH06_2437MHz	
ANT	CDD 12+7	
Pol.	Vertical	Fundamental
Peak	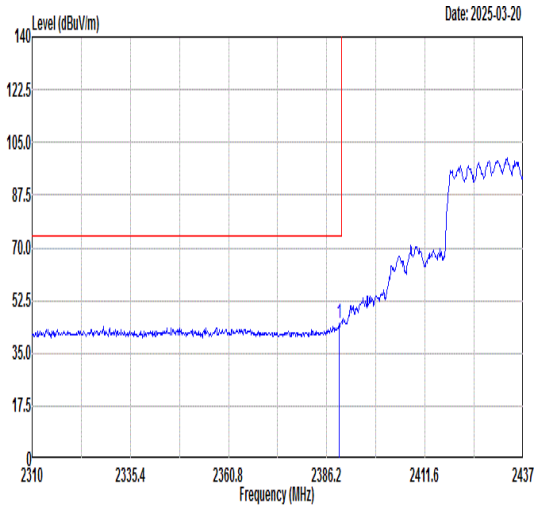 Limit Margin Read Ant Cable Preamp APos TPos Freq Level Line (dB) Level Factor Loss Factor Remark MHz dBuV/m dBuV/m dBuV dB/m dB dB cm deg 1 2389.50 45.12 74.00 -28.88 43.12 30.78 5.36 34.14 399 253 PEAK	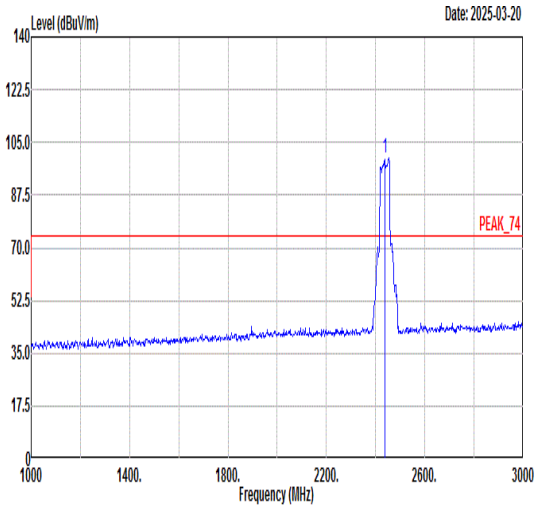 Limit Margin Read Ant Cable Preamp APos TPos Freq Level Line (dB) Level Factor Loss Factor Remark MHz dBuV/m dBuV/m dBuV dB/m dB dB cm deg 1 2437.00 100.11 ------ ------ 98.01 30.79 5.43 34.12 399 253 PEAK
Avg	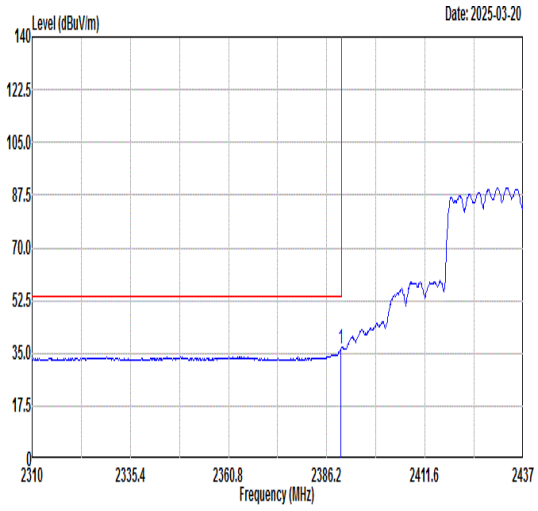 Limit Margin Read Ant Cable Preamp APos TPos Freq Level Line (dB) Level Factor Loss Factor Remark MHz dBuV/m dBuV/m dBuV dB/m dB dB cm deg 1 2389.88 36.40 54.00 -17.60 34.40 30.78 5.36 34.14 399 253 AVERAGE	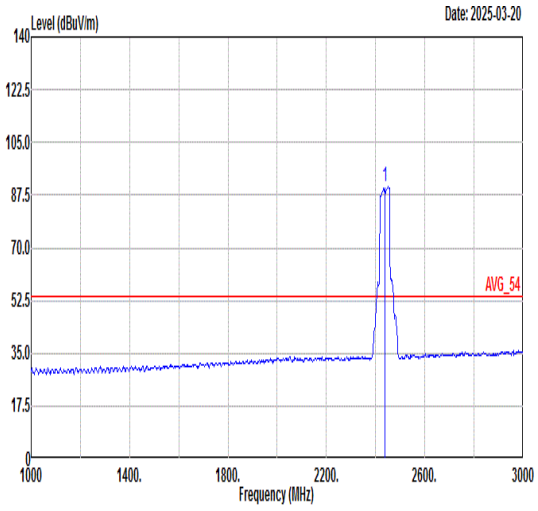 Limit Margin Read Ant Cable Preamp APos TPos Freq Level Line (dB) Level Factor Loss Factor Remark MHz dBuV/m dBuV/m dBuV dB/m dB dB cm deg 1 2437.00 90.20 ------ ------ 88.11 30.79 5.42 34.12 399 253 AVERAGE

Mode	22	
	Band Edge - R	
	2400-2483.5_802.11ax HE40_CH06_2437MHz	
ANT	CDD 12+7	
Pol.	Vertical	Fundamental
Peak	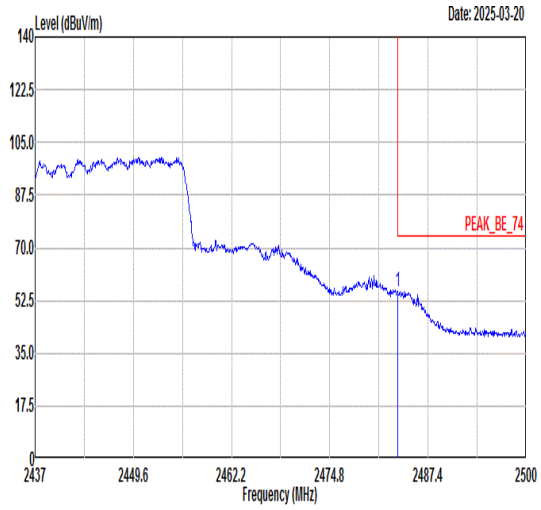 Freq Level Limit Line Margin (dB) Read Level Ant Factor Cable Loss Preamp Factor APos TPos Remark MHz dBuV/m dBuV/m dBuV dB/m dB dB cm deg 1 2483.56 55.62 74.00 -18.38 53.47 30.80 5.46 34.11 399 253 PEAK	Blank
Avg	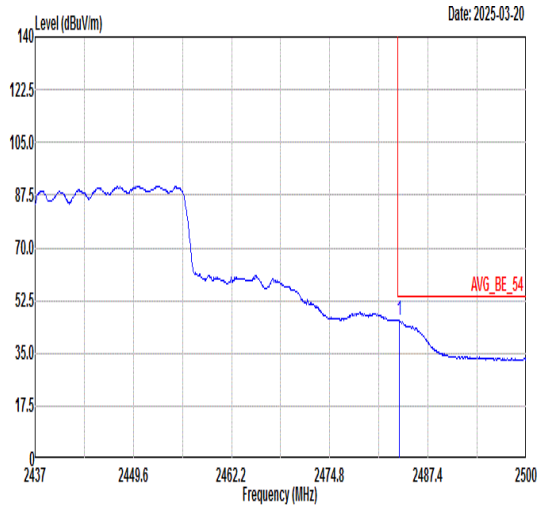 Freq Level Limit Line Margin (dB) Read Level Ant Factor Cable Loss Preamp Factor APos TPos Remark MHz dBuV/m dBuV/m dBuV dB/m dB dB cm deg 1 2483.68 45.99 54.00 -8.01 43.84 30.80 5.46 34.11 399 253 AVERAGE	Blank

Mode	23	
	Band Edge - L	
	2400-2483.5_802.11ax HE40_CH09_2452MHz	
ANT	CDD 12+7	
Pol.	Horizontal	Fundamental
Peak	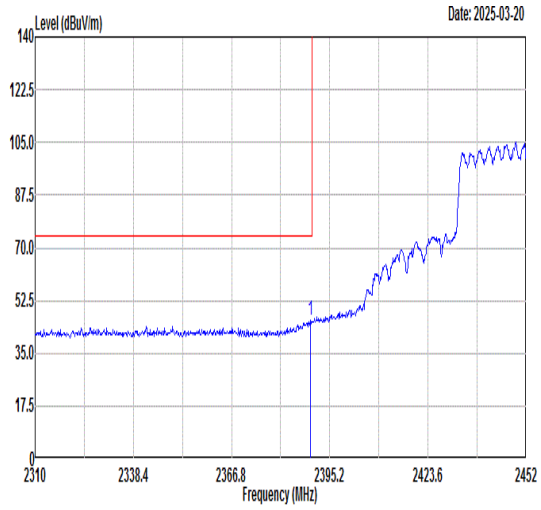 Freq Level Limit Line Margin (dB) Read Level Ant Factor Cable Loss Preamp Factor APos TPos Remark 1 2389.52 45.94 74.00 -28.06 43.94 30.78 5.36 34.14 140 127 PEAK	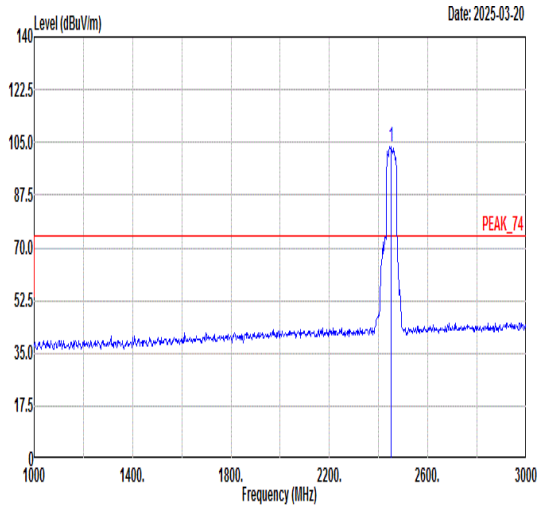 Freq Level Limit Line Margin (dB) Read Level Ant Factor Cable Loss Preamp Factor APos TPos Remark 1 2452.00 103.56 ------ ------ 101.47 30.79 5.42 34.12 140 127 PEAK
Avg	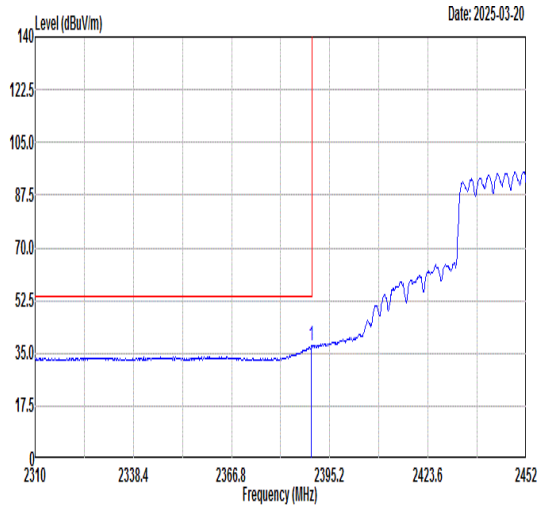 Freq Level Limit Line Margin (dB) Read Level Ant Factor Cable Loss Preamp Factor APos TPos Remark 1 2389.95 37.28 54.00 -16.72 35.28 30.78 5.36 34.14 140 127 AVERAGE	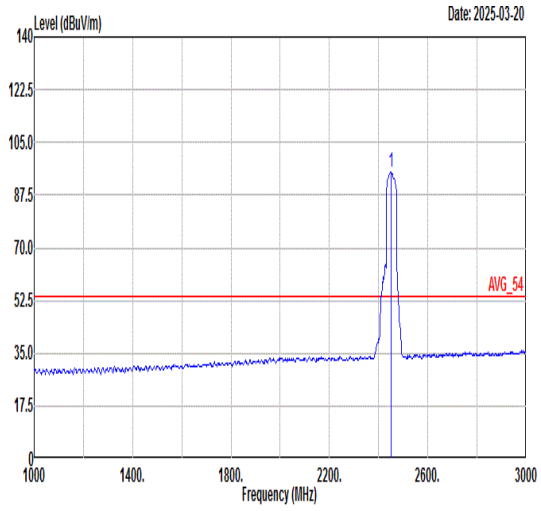 Freq Level Limit Line Margin (dB) Read Level Ant Factor Cable Loss Preamp Factor APos TPos Remark 1 2452.00 94.99 ------ ------ 92.90 30.79 5.42 34.12 140 127 AVERAGE

Mode	23	
	Band Edge - R	
	2400-2483.5_802.11ax HE40_CH09_2452MHz	
ANT	CDD 12+7	
Pol.	Horizontal	Fundamental
Peak	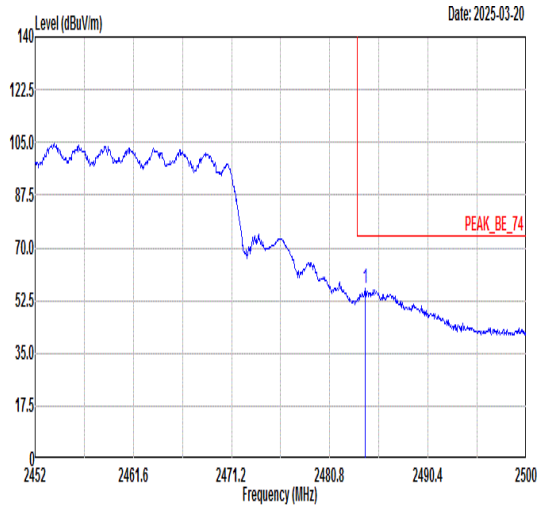 Freq Level Limit Line Margin (dB) Read Level Ant Factor Cable Loss Preamp Factor APos TPos Remark MHz dBuV/m dBuV/m dBuV dB/m dB dB cm deg 1 2484.26 56.42 74.00 -17.58 54.27 30.80 5.46 34.11 140 127 PEAK	Blank
Avg	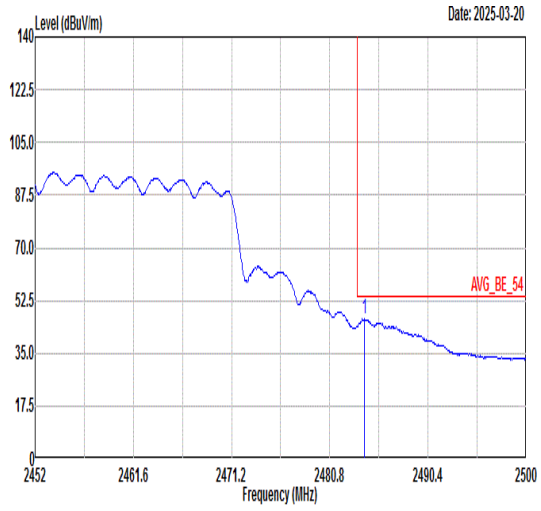 Freq Level Limit Line Margin (dB) Read Level Ant Factor Cable Loss Preamp Factor APos TPos Remark MHz dBuV/m dBuV/m dBuV dB/m dB dB cm deg 1 2484.16 46.33 54.00 -7.67 44.18 30.80 5.46 34.11 140 127 AVERAGE	Blank

Mode	23	
	Band Edge - L	
	2400-2483.5_802.11ax HE40_CH09_2452MHz	
ANT	CDD 12+7	
Pol.	Vertical	Fundamental
Peak	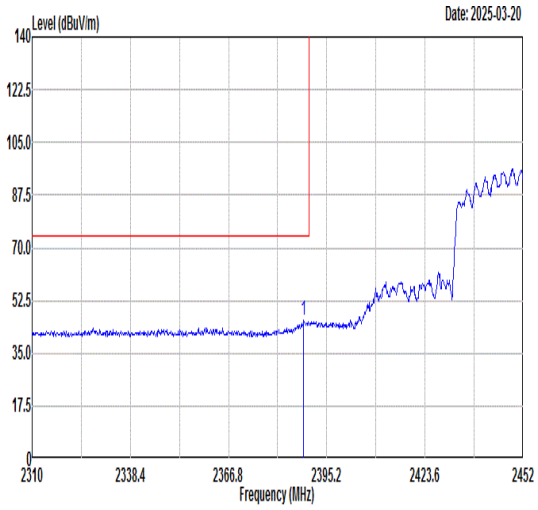 Freq Level Limit Line Margin (dB) Read Level Ant Factor Cable Loss Preamp Factor APos TPos Remark MHz dBuV/m dBuV/m dBuV dB/m dB dB cm deg 1 2388.53 45.75 74.00 -28.25 43.75 30.78 5.36 34.14 400 190 PEAK	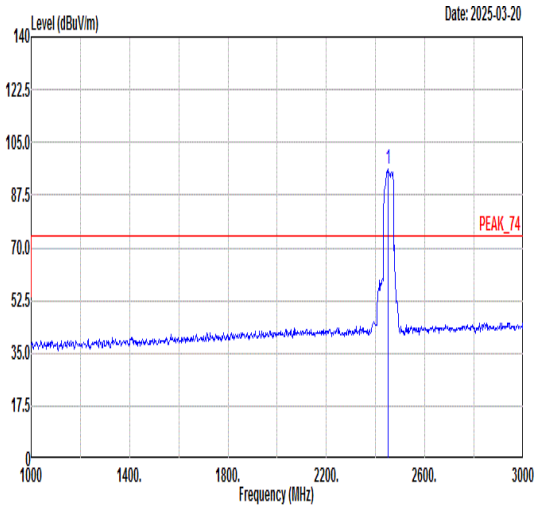 Freq Level Limit Line Margin (dB) Read Level Ant Factor Cable Loss Preamp Factor APos TPos Remark MHz dBuV/m dBuV/m dBuV dB/m dB dB cm deg 1 2452.00 95.91 ------ ------ 93.82 30.79 5.42 34.12 400 190 PEAK
Avg	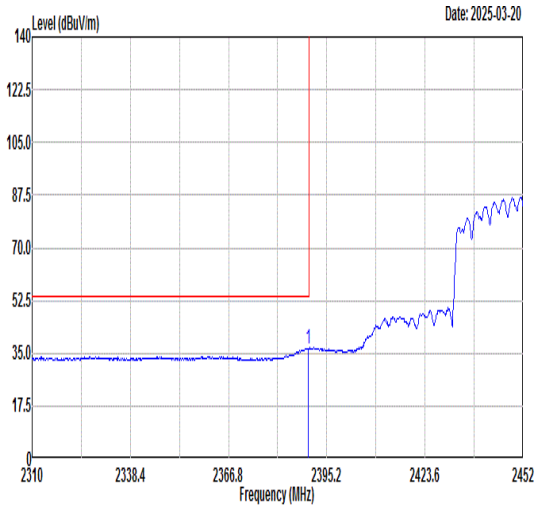 Freq Level Limit Line Margin (dB) Read Level Ant Factor Cable Loss Preamp Factor APos TPos Remark MHz dBuV/m dBuV/m dBuV dB/m dB dB cm deg 1 2389.80 36.63 54.00 -17.37 34.63 30.78 5.36 34.14 400 190 AVERAGE	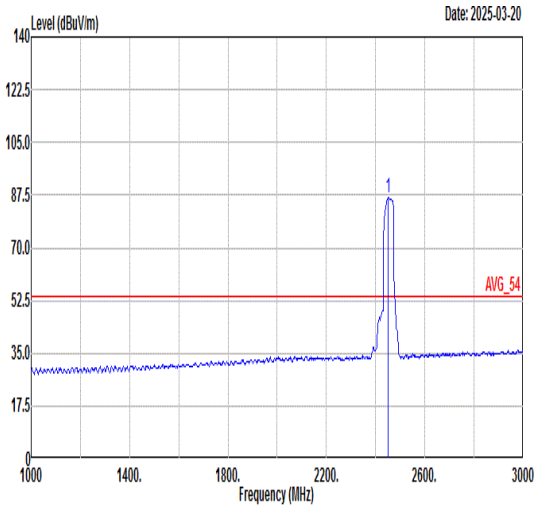 Freq Level Limit Line Margin (dB) Read Level Ant Factor Cable Loss Preamp Factor APos TPos Remark MHz dBuV/m dBuV/m dBuV dB/m dB dB cm deg 1 2452.00 86.52 ------ ------ 84.42 30.79 5.43 34.12 400 190 AVERAGE

Mode	23	
	Band Edge - R	
	2400-2483.5_802.11ax HE40_CH09_2452MHz	
ANT	CDD 12+7	
Pol.	Vertical	Fundamental
Peak	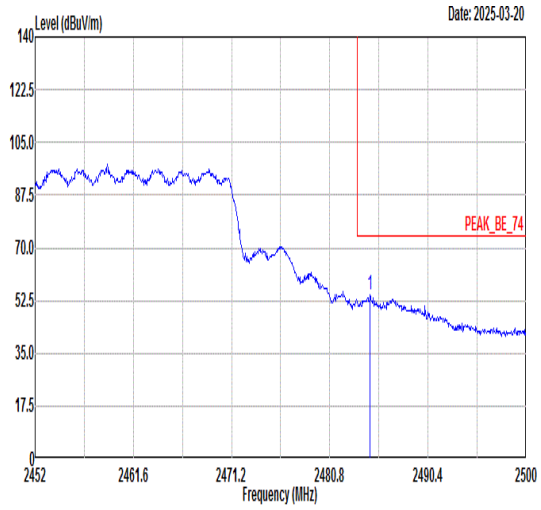 Freq Level Limit Line Margin (dB) Read Level Ant Factor Cable Loss Preamp Factor APos TPos Remark MHz dBuV/m dBuV/m dBuV dB/m dB dB cm deg 1 2484.74 54.32 74.00 -19.68 52.17 30.80 5.46 34.11 400 190 PEAK	Blank
Avg	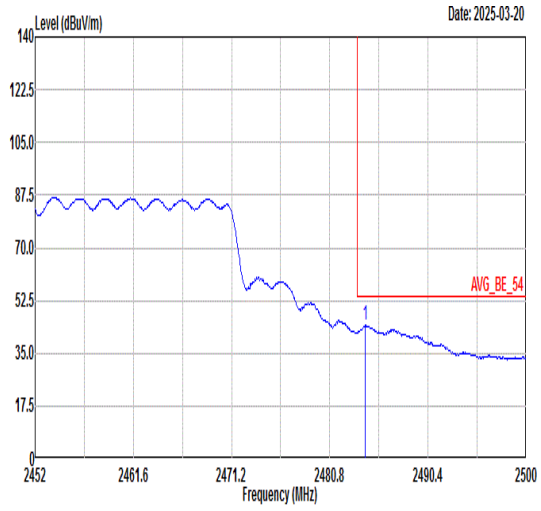 Freq Level Limit Line Margin (dB) Read Level Ant Factor Cable Loss Preamp Factor APos TPos Remark MHz dBuV/m dBuV/m dBuV dB/m dB dB cm deg 1 2484.26 44.16 54.00 -9.84 42.01 30.80 5.46 34.11 400 190 AVERAGE	Blank

Mode	24	
	Band Edge	
	2400-2483.5_802.11ax HE20_CH01_Partial RU 106/53_2412MHz	
ANT	CDD 12+7	
Pol.	Horizontal	Fundamental
Peak	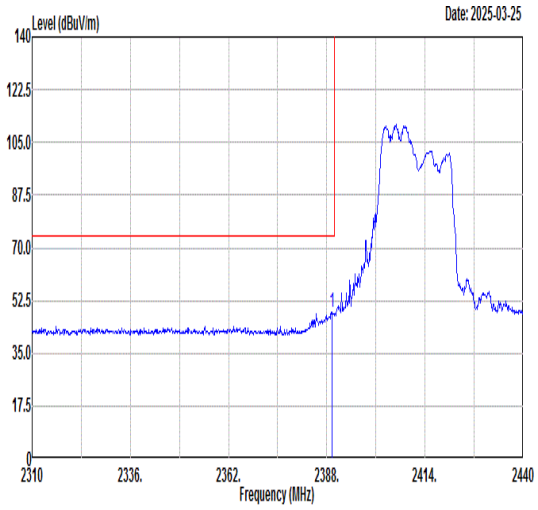 Freq Level Limit Line Margin (dB) Read Level Ant Factor Cable Loss Preamp Factor APos TPos Remark 1 2389.43 48.56 74.00 -25.44 46.56 30.78 5.36 34.14 100 117 PEAK	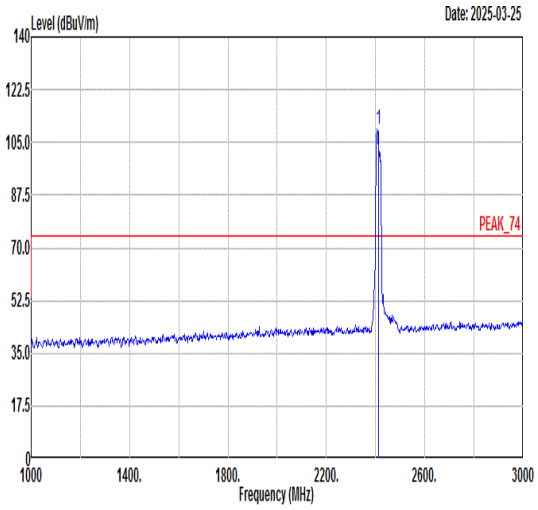 Freq Level Limit Line Margin (dB) Read Level Ant Factor Cable Loss Preamp Factor APos TPos Remark 1 2412.00 109.20 ------ ------ 107.19 30.78 5.37 34.14 100 117 PEAK
Avg	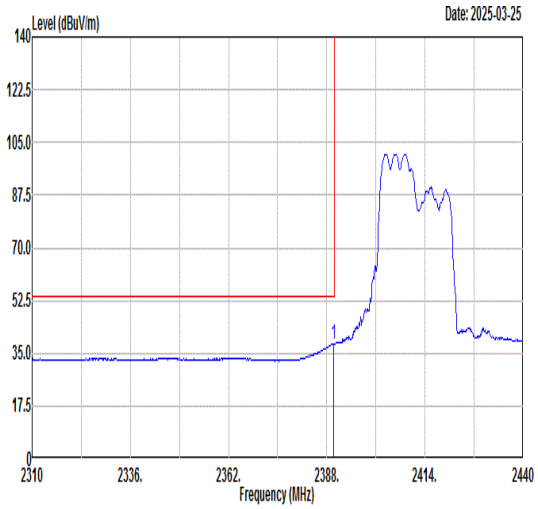 Freq Level Limit Line Margin (dB) Read Level Ant Factor Cable Loss Preamp Factor APos TPos Remark 1 2389.82 38.13 54.00 -15.87 36.13 30.78 5.36 34.14 100 117 AVERAGE	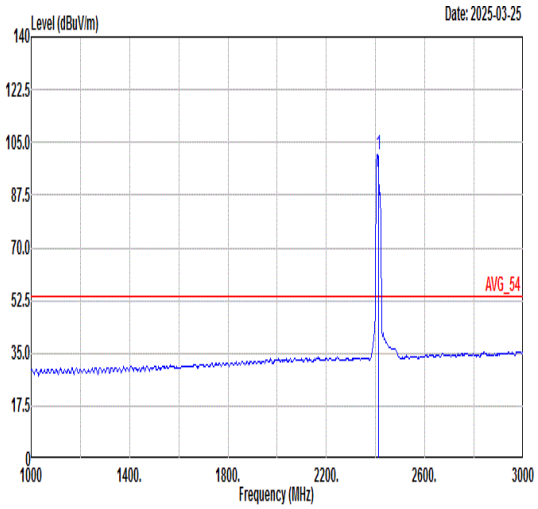 Freq Level Limit Line Margin (dB) Read Level Ant Factor Cable Loss Preamp Factor APos TPos Remark 1 2412.00 101.02 ------ ------ 99.01 30.78 5.37 34.14 100 117 AVERAGE

Mode	24	
	Band Edge	
	2400-2483.5_802.11ax HE20_CH01_Partial RU 106/53_2412MHz	
ANT	CDD 12+7	
Pol.	Vertical	Fundamental
Peak	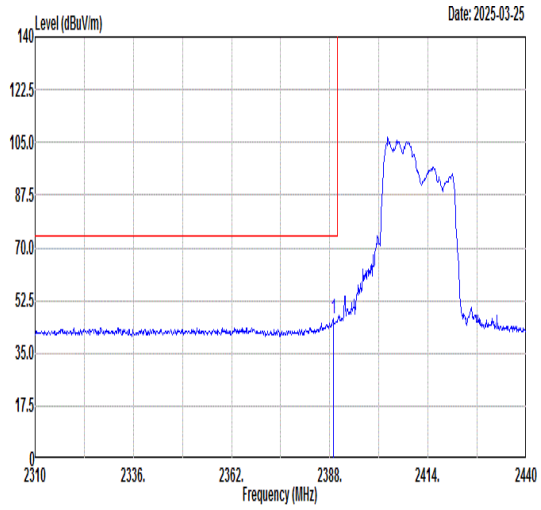 Freq Level Limit Line Margin (dB) Read Level Ant Factor Cable Loss Preamp Factor APos TPos Remark MHz dBuV/m dBuV/m dBuV dB/m dB dB cm deg 1 2388.91 46.23 74.00 -27.77 44.23 30.78 5.36 34.14 400 182 PEAK	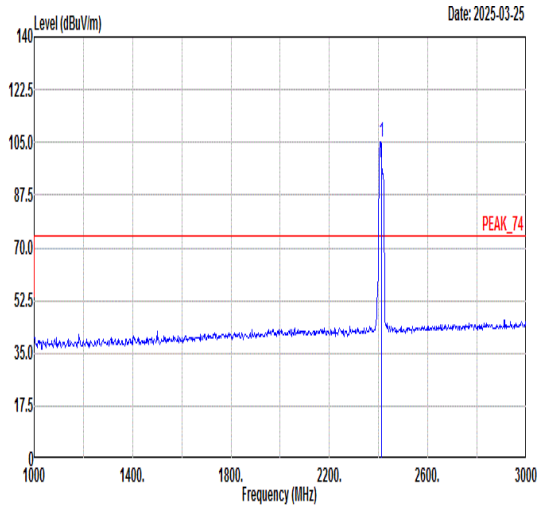 Freq Level Limit Line Margin (dB) Read Level Ant Factor Cable Loss Preamp Factor APos TPos Remark MHz dBuV/m dBuV/m dBuV dB/m dB dB cm deg 1 2412.00 105.12 ------ ------ 103.11 30.78 5.37 34.14 400 182 PEAK
Avg	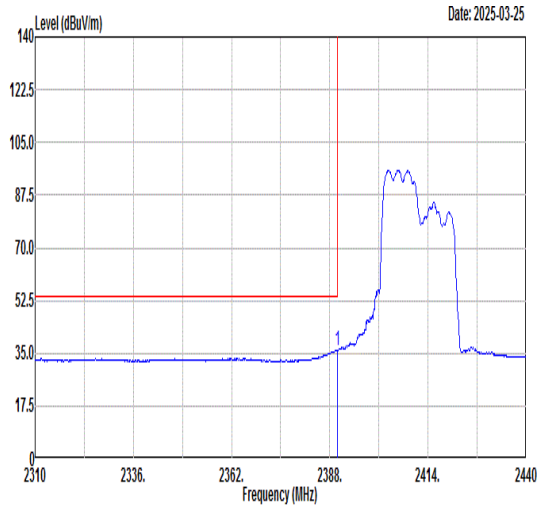 Freq Level Limit Line Margin (dB) Read Level Ant Factor Cable Loss Preamp Factor APos TPos Remark MHz dBuV/m dBuV/m dBuV dB/m dB dB cm deg 1 2389.95 36.08 54.00 -17.92 34.08 30.78 5.36 34.14 400 182 AVERAGE	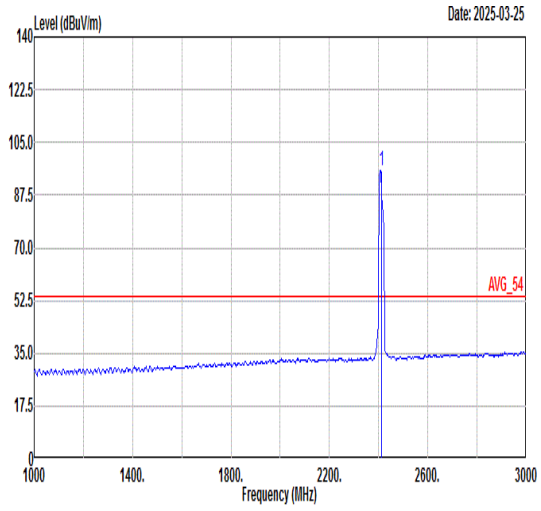 Freq Level Limit Line Margin (dB) Read Level Ant Factor Cable Loss Preamp Factor APos TPos Remark MHz dBuV/m dBuV/m dBuV dB/m dB dB cm deg 1 2412.00 95.51 ------ ------ 93.50 30.78 5.37 34.14 400 182 AVERAGE

Mode	25	
	Band Edge	
	2400-2483.5_802.11ax HE20_CH11_Partial RU 106/54_2462MHz	
ANT	CDD 12+7	
Pol.	Horizontal	Fundamental
Peak	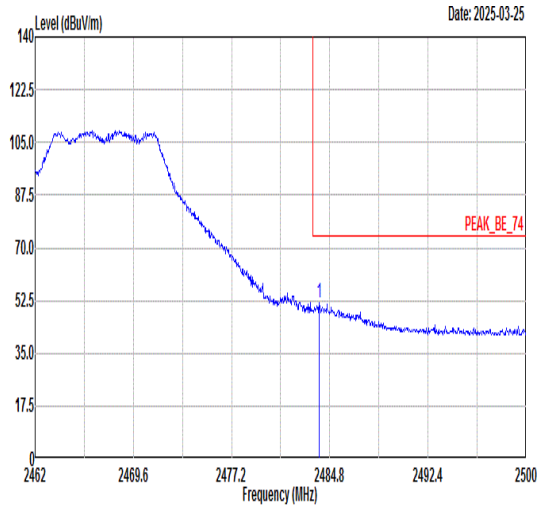 Freq Level Limit Line Margin (dB) Read Level Ant Factor Cable Loss Preamp Factor APos TPos Remark 1 2484.00 51.89 74.00 -22.11 49.74 30.80 5.46 34.11 103 323 PEAK	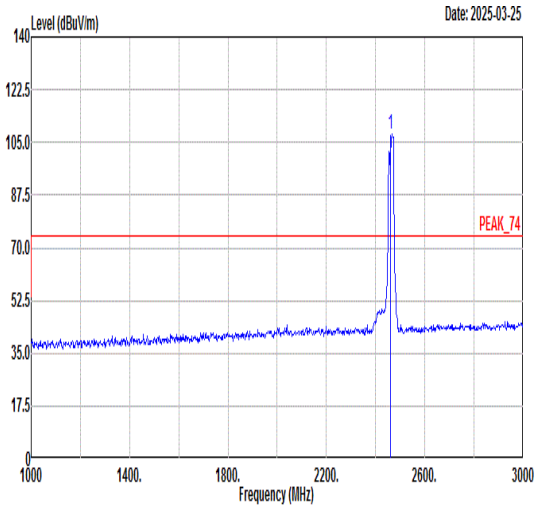 Freq Level Limit Line Margin (dB) Read Level Ant Factor Cable Loss Preamp Factor APos TPos Remark 1 2462.00 107.61 ------ ------ 105.49 30.79 5.44 34.11 103 323 PEAK
Avg	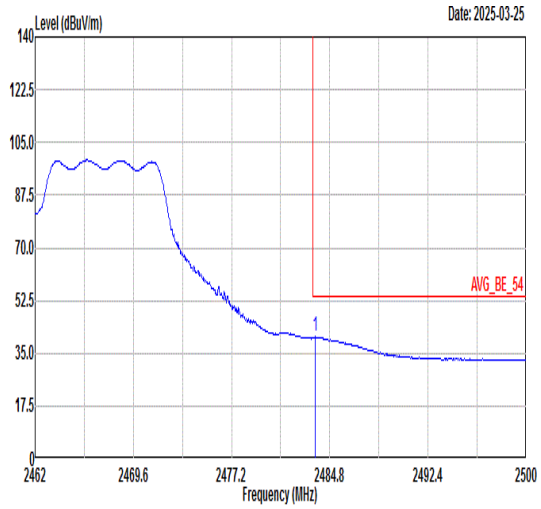 Freq Level Limit Line Margin (dB) Read Level Ant Factor Cable Loss Preamp Factor APos TPos Remark 1 2483.66 40.42 54.00 -13.58 38.27 30.80 5.46 34.11 103 323 AVERAGE	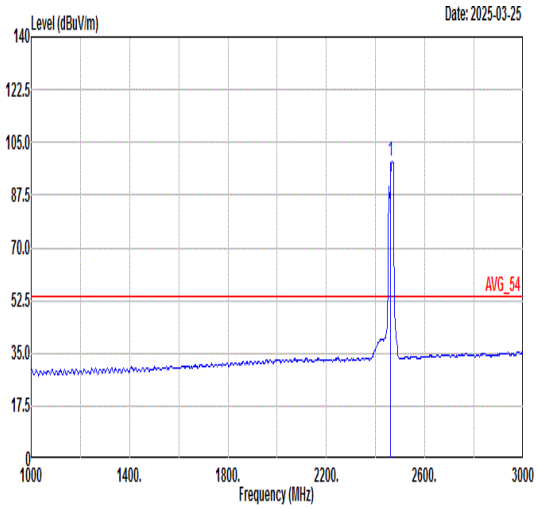 Freq Level Limit Line Margin (dB) Read Level Ant Factor Cable Loss Preamp Factor APos TPos Remark 1 2462.00 98.82 ------ ------ 96.70 30.79 5.44 34.11 103 323 AVERAGE

Mode	25	
	Band Edge	
	2400-2483.5_802.11ax HE20_CH11_Partial RU 106/54_2462MHz	
ANT	CDD 12+7	
Pol.	Vertical	Fundamental
Peak	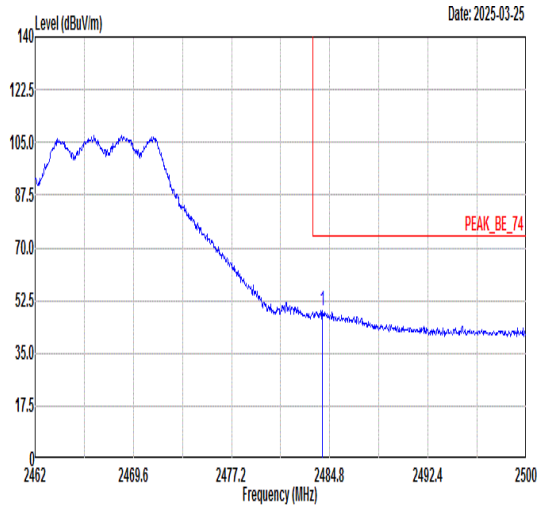 Freq Level Limit Line Margin (dB) Read Level Ant Factor Cable Loss Preamp Factor APos TPos Remark 1 2484.23 48.99 74.00 -25.01 46.84 30.80 5.46 34.11 371 283 PEAK	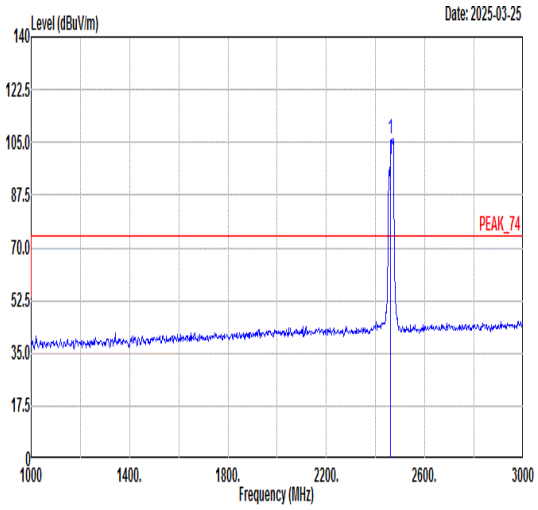 Freq Level Limit Line Margin (dB) Read Level Ant Factor Cable Loss Preamp Factor APos TPos Remark 1 2462.00 106.03 ------ ------ 103.90 30.79 5.45 34.11 371 283 PEAK
Avg	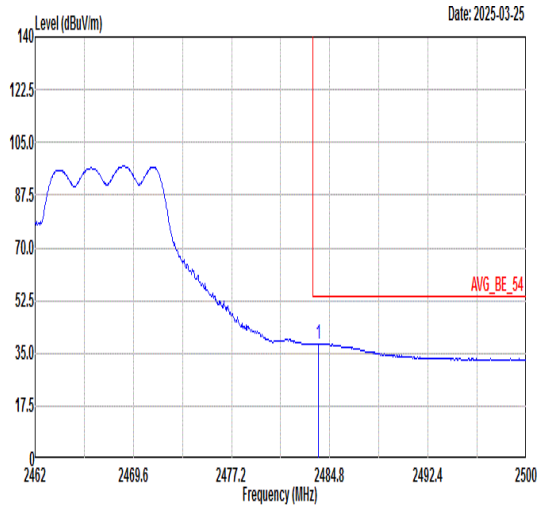 Freq Level Limit Line Margin (dB) Read Level Ant Factor Cable Loss Preamp Factor APos TPos Remark 1 2483.93 38.21 54.00 -15.79 36.06 30.80 5.46 34.11 371 283 AVERAGE	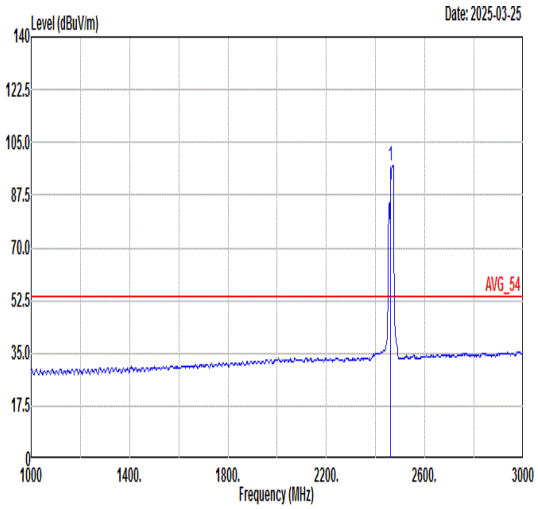 Freq Level Limit Line Margin (dB) Read Level Ant Factor Cable Loss Preamp Factor APos TPos Remark 1 2462.00 97.17 ------ ------ 95.05 30.79 5.44 34.11 371 283 AVERAGE

Mode	26	
	LF	
	2400-2483.5_802.11ax HE20-LF_CH11_2462MHz	
ANT	CDD 12+7	
Pol.	Horizontal	Vertical
Peak	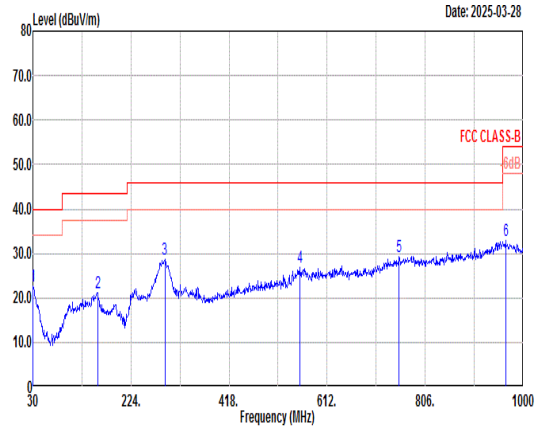	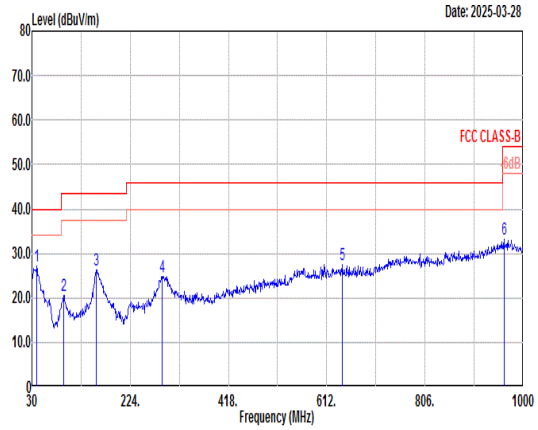

Horizontal:

	Freq	Level	Limit Line	Margin	Read Level	Ant Factor	Cable Loss	Preamp Factor	APos	TPos	Remark
	MHz	dBuV/m	dBuV/m	dB	dBuV	dB/m	dB	dB	cm	deg	
1	30.00	22.56	40.00	-17.44	28.24	25.29	0.53	31.50	---	---	Peak
2	158.04	21.26	43.50	-22.24	34.94	16.62	1.28	31.58	---	---	Peak
3	290.93	28.64	46.00	-17.36	39.19	19.26	1.77	31.58	---	---	Peak
4	558.65	26.72	46.00	-19.28	28.50	27.01	2.48	31.27	---	---	Peak
5	754.59	29.39	46.00	-16.61	28.71	28.83	2.86	31.01	---	---	Peak
6	965.08	32.98	54.00	-21.02	28.78	31.75	3.25	30.80	---	---	Peak

Vertical:

	Freq	Level	Limit Line	Margin	Read Level	Ant Factor	Cable Loss	Preamp Factor	APos	TPos	Remark
	MHz	dBuV/m	dBuV/m	dB	dBuV	dB/m	dB	dB	cm	deg	
1	39.70	27.24	40.00	-12.76	38.16	20.17	0.61	31.70	---	---	Peak
2	92.08	20.39	43.50	-23.11	36.07	15.06	0.96	31.70	---	---	Peak
3	157.07	26.38	43.50	-17.12	40.02	16.67	1.28	31.59	---	---	Peak
4	287.05	24.89	46.00	-21.11	35.59	19.11	1.76	31.57	---	---	Peak
5	643.04	27.39	46.00	-18.61	29.14	26.80	2.64	31.19	---	---	Peak
6	962.17	33.16	54.00	-20.84	28.95	31.77	3.25	30.81	---	---	Peak

Mode	27	
	Band Edge	
	2400-2483.5_802.11ax HE20_CH02_2417MHz	
ANT	CDD 12+7	
Pol.	Horizontal	Fundamental
Peak	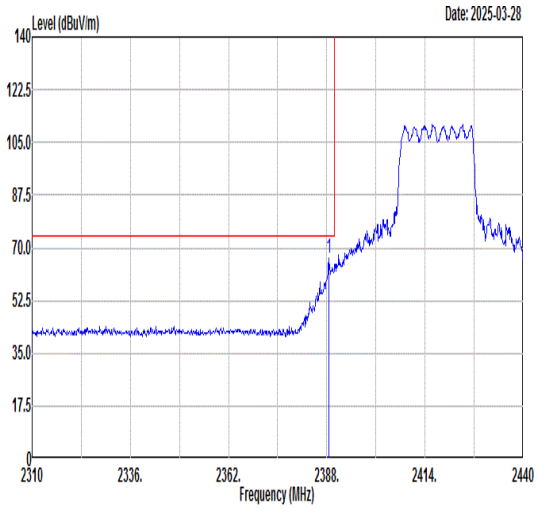 Freq Level Limit Line Margin (dB) Read Level Ant Factor Cable Loss Preamp Factor APos TPos Remark MHz dBuV/m dBuV/m dBuV dB/m dB dB cm deg 1 2388.52 66.41 74.00 -7.59 64.41 30.78 5.36 34.14 100 102 PEAK	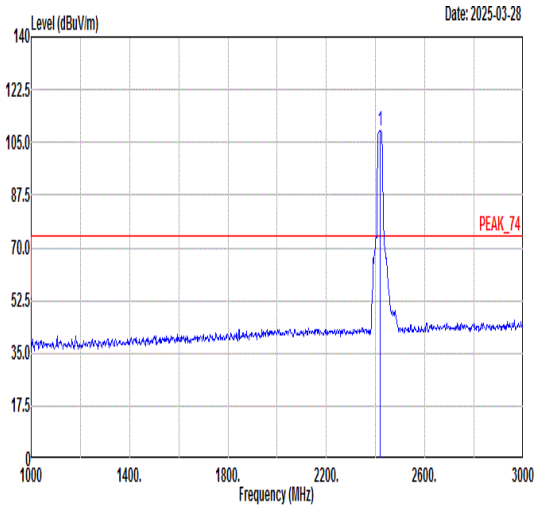 Freq Level Limit Line Margin (dB) Read Level Ant Factor Cable Loss Preamp Factor APos TPos Remark MHz dBuV/m dBuV/m dBuV dB/m dB dB cm deg 1 2417.00 109.03 ------ ------ 107.00 30.78 5.38 34.13 100 102 PEAK
Avg	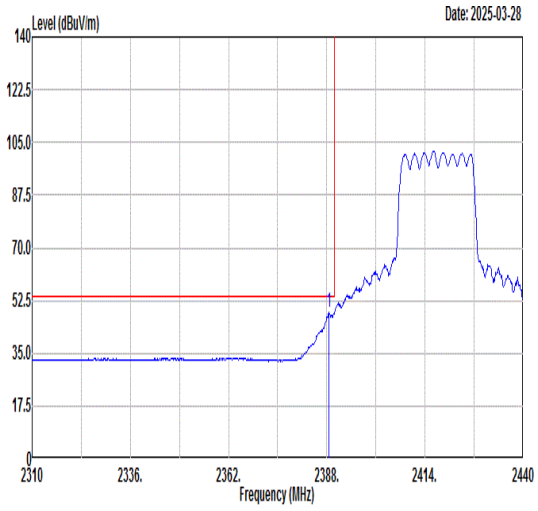 Freq Level Limit Line Margin (dB) Read Level Ant Factor Cable Loss Preamp Factor APos TPos Remark MHz dBuV/m dBuV/m dBuV dB/m dB dB cm deg 1 2388.52 48.56 54.00 -5.44 46.56 30.78 5.36 34.14 100 102 AVERAGE	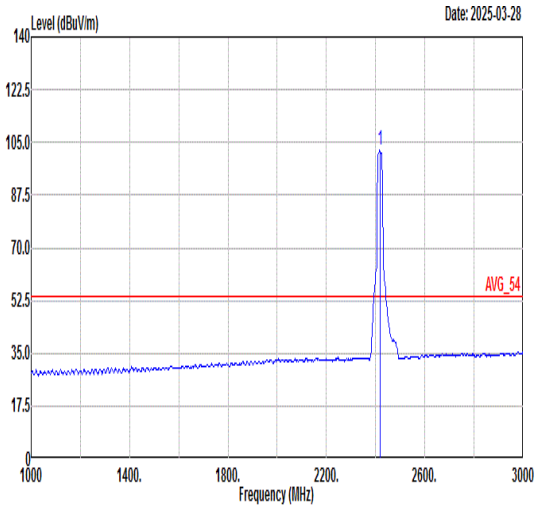 Freq Level Limit Line Margin (dB) Read Level Ant Factor Cable Loss Preamp Factor APos TPos Remark MHz dBuV/m dBuV/m dBuV dB/m dB dB cm deg 1 2417.00 102.24 ------ ------ 100.21 30.78 5.38 34.13 100 102 AVERAGE

Mode	27	
	Band Edge	
	2400-2483.5_802.11ax HE20_CH02_2417MHz	
ANT	CDD 12+7	
Pol.	Vertical	Fundamental
Peak	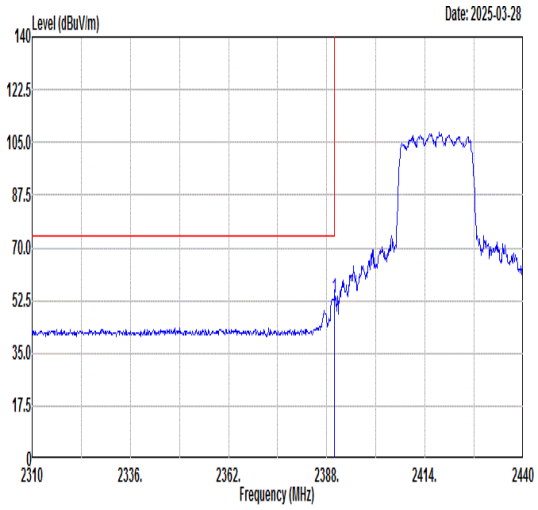 Freq Level Limit Line Margin (dB) Read Level Ant Factor Cable Loss Preamp Factor APos TPos Remark MHz dBuV/m dBuV/m dBuV dB/m dB dB cm deg 1 2389.95 53.17 74.00 -20.83 51.17 30.78 5.36 34.14 360 256 PEAK	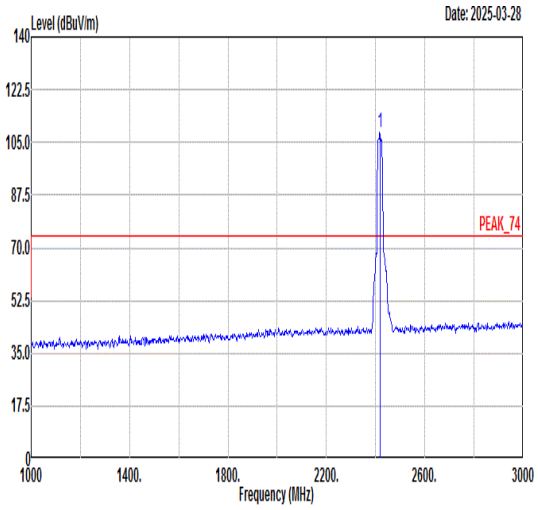 Freq Level Limit Line Margin (dB) Read Level Ant Factor Cable Loss Preamp Factor APos TPos Remark MHz dBuV/m dBuV/m dBuV dB/m dB dB cm deg 1 2417.00 108.37 ------ ------ 106.34 30.78 5.38 34.13 360 256 PEAK
Avg	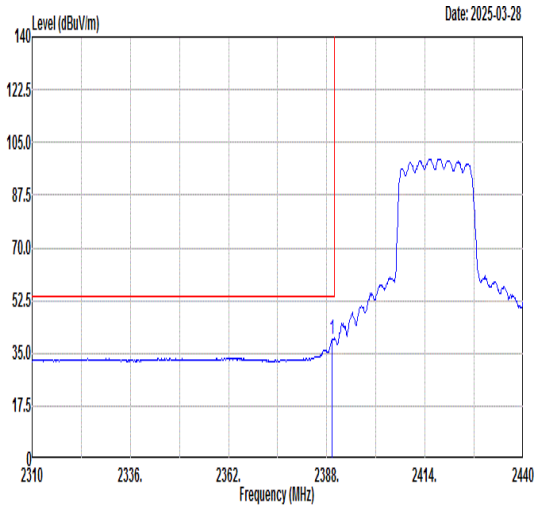 Freq Level Limit Line Margin (dB) Read Level Ant Factor Cable Loss Preamp Factor APos TPos Remark MHz dBuV/m dBuV/m dBuV dB/m dB dB cm deg 1 2389.43 39.79 54.00 -14.21 37.79 30.78 5.36 34.14 360 256 AVERAGE	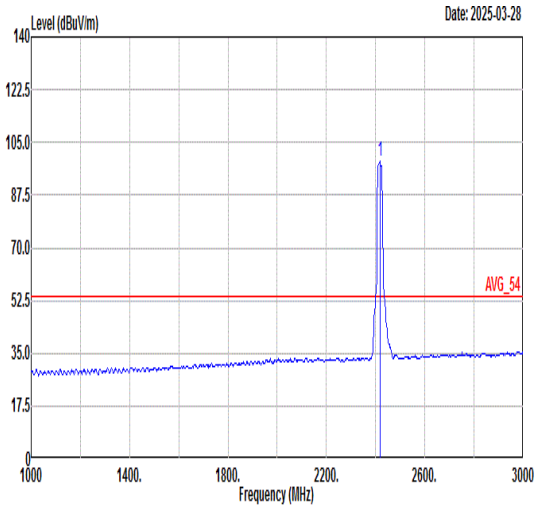 Freq Level Limit Line Margin (dB) Read Level Ant Factor Cable Loss Preamp Factor APos TPos Remark MHz dBuV/m dBuV/m dBuV dB/m dB dB cm deg 1 2417.00 98.63 ------ ------ 96.59 30.78 5.39 34.13 360 256 AVERAGE

Mode	28	
	Band Edge	
	2400-2483.5_802.11ax HE20_CH03_2422MHz	
ANT	CDD 12+7	
Pol.	Horizontal	Fundamental
Peak	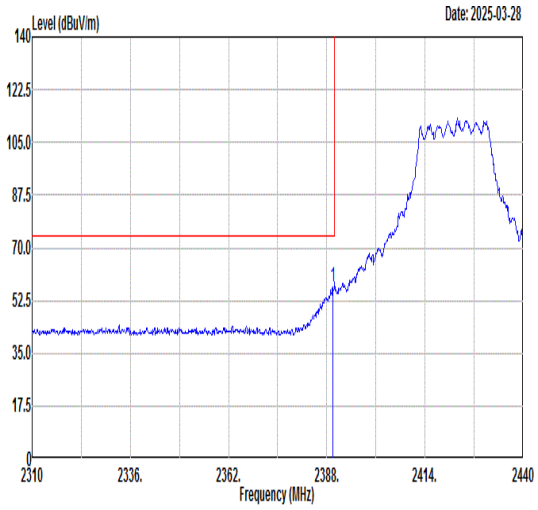 Freq Level Limit Line Margin (dB) Read Level Ant Factor Cable Loss Preamp Factor APos TPos Remark MHz dBuV/m dBuV/m dBuV dB/m dB dB cm deg 1 2389.69 57.14 74.00 -16.86 55.14 30.78 5.36 34.14 100 104 PEAK	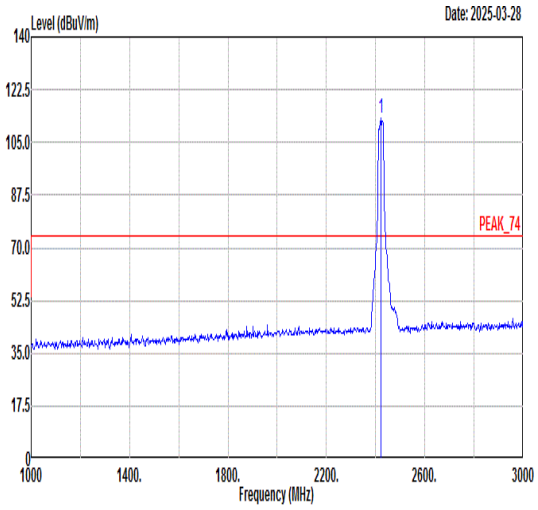 Freq Level Limit Line Margin (dB) Read Level Ant Factor Cable Loss Preamp Factor APos TPos Remark MHz dBuV/m dBuV/m dBuV dB/m dB dB cm deg 1 2422.00 113.03 ------ ------ 110.99 30.78 5.39 34.13 100 104 PEAK
Avg	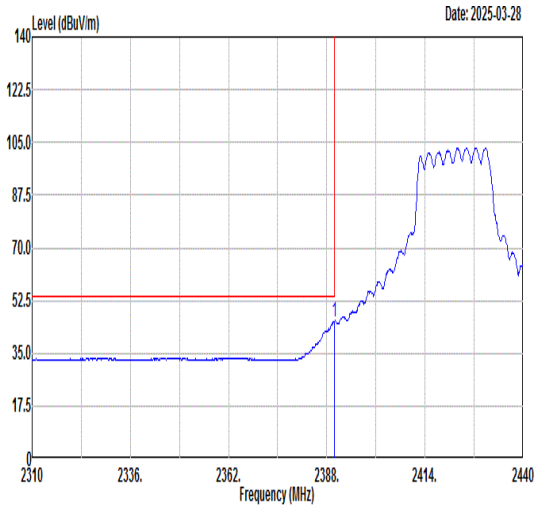 Freq Level Limit Line Margin (dB) Read Level Ant Factor Cable Loss Preamp Factor APos TPos Remark MHz dBuV/m dBuV/m dBuV dB/m dB dB cm deg 1 2389.95 45.58 54.00 -8.42 43.58 30.78 5.36 34.14 100 104 AVERAGE	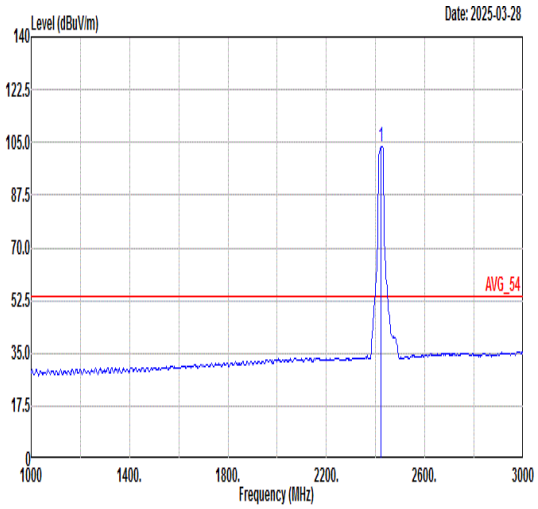 Freq Level Limit Line Margin (dB) Read Level Ant Factor Cable Loss Preamp Factor APos TPos Remark MHz dBuV/m dBuV/m dBuV dB/m dB dB cm deg 1 2422.00 103.78 ------ ------ 101.74 30.78 5.39 34.13 100 104 AVERAGE

Mode	28	
	Band Edge	
	2400-2483.5_802.11ax HE20_CH03_2422MHz	
ANT	CDD 12+7	
Pol.	Vertical	Fundamental
Peak	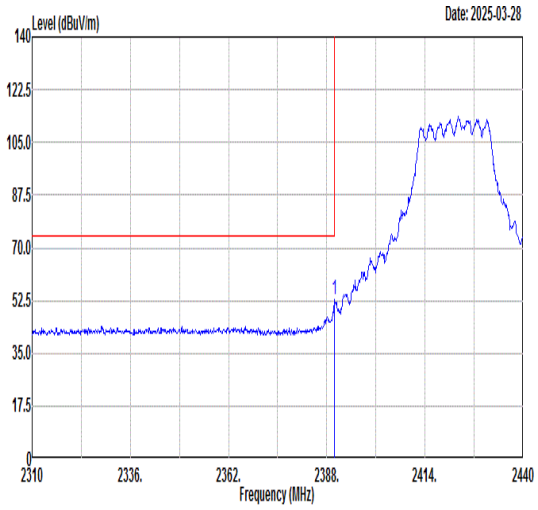 Limit Margin Read Ant Cable Preamp APos TPos Freq Level Line (dB) Level Factor Loss Factor Remark MHz dBuV/m dBuV/m dBuV dB/m dB dB cm deg 1 2389.95 52.66 74.00 -21.34 50.66 30.78 5.36 34.14 400 217 PEAK	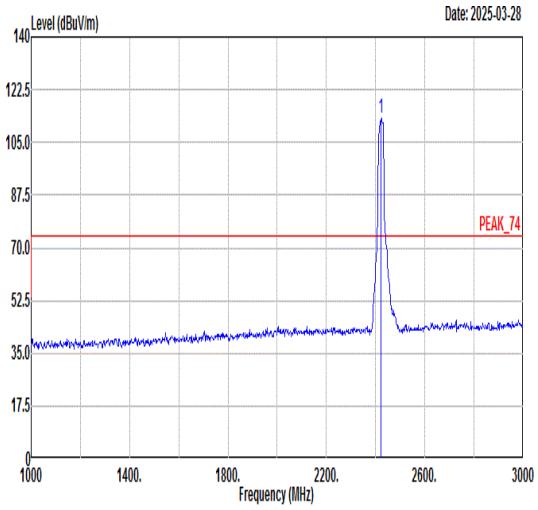 Limit Margin Read Ant Cable Preamp APos TPos Freq Level Line (dB) Level Factor Loss Factor Remark MHz dBuV/m dBuV/m dBuV dB/m dB dB cm deg 1 2422.00 112.89 ------ ------ 110.85 30.78 5.39 34.13 400 217 PEAK
Avg	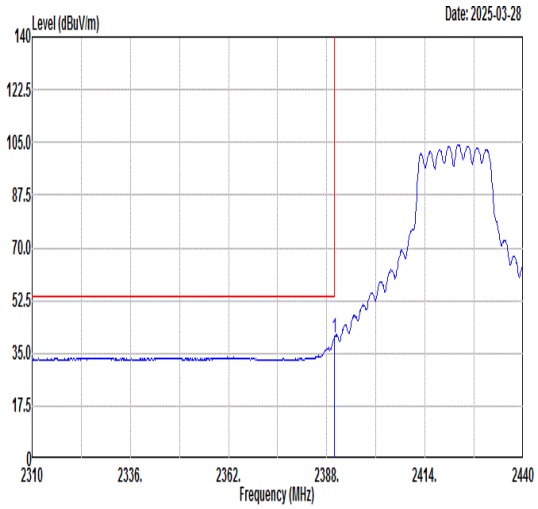 Limit Margin Read Ant Cable Preamp APos TPos Freq Level Line (dB) Level Factor Loss Factor Remark MHz dBuV/m dBuV/m dBuV dB/m dB dB cm deg 1 2389.95 40.28 54.00 -13.72 38.28 30.78 5.36 34.14 400 217 AVERAGE	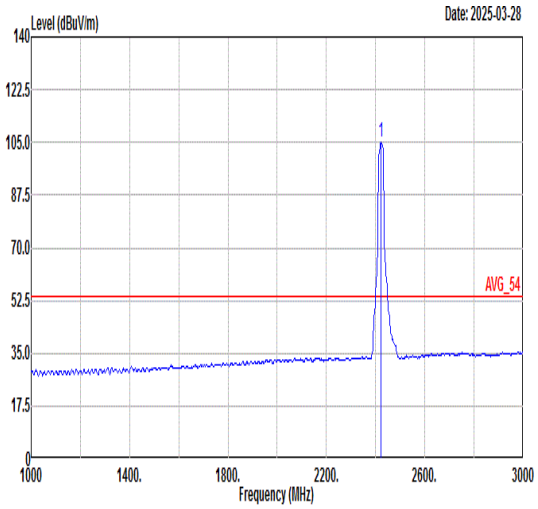 Limit Margin Read Ant Cable Preamp APos TPos Freq Level Line (dB) Level Factor Loss Factor Remark MHz dBuV/m dBuV/m dBuV dB/m dB dB cm deg 1 2422.00 105.02 ------ ------ 102.98 30.78 5.39 34.13 400 217 AVERAGE

Mode	29	
	Band Edge - L	
	2400-2483.5_802.11ax HE40_CH08_2447MHz	
ANT	CDD 12+7	
Pol.	Horizontal	Fundamental
Peak	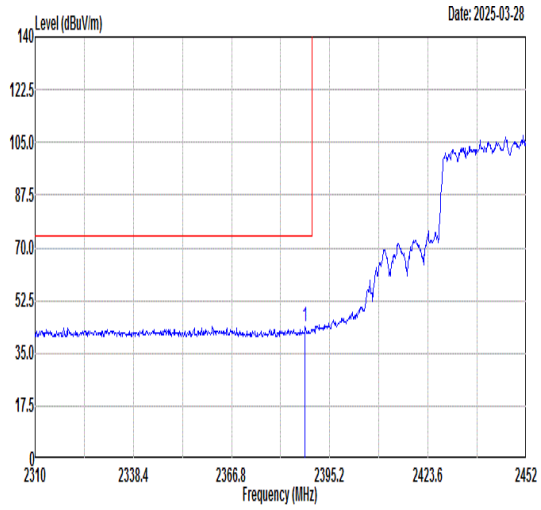 Freq Level Limit Line Margin (dB) Read Level Ant Factor Cable Loss Preamp Factor APos TPos Remark 1 2388.10 43.89 74.00 -30.11 41.89 30.78 5.36 34.14 336 294 PEAK	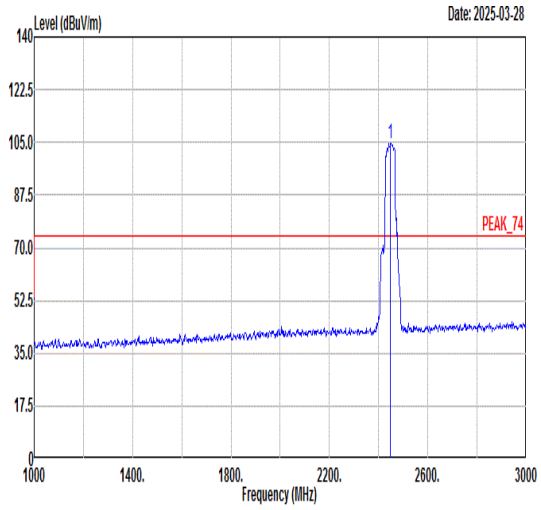 Freq Level Limit Line Margin (dB) Read Level Ant Factor Cable Loss Preamp Factor APos TPos Remark 1 2447.00 104.75 ------ ------ 102.66 30.79 5.42 34.12 336 294 PEAK
Avg	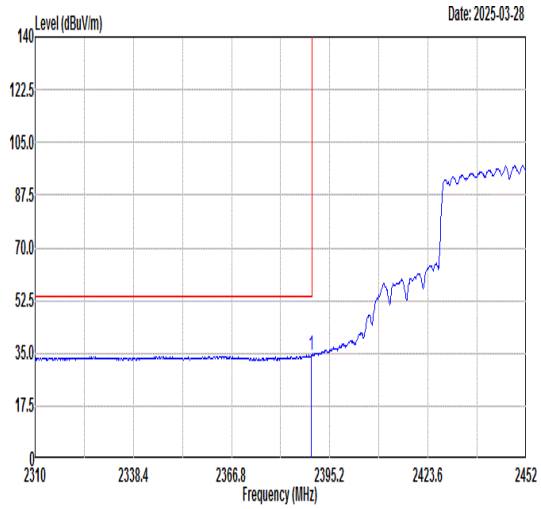 Freq Level Limit Line Margin (dB) Read Level Ant Factor Cable Loss Preamp Factor APos TPos Remark 1 2389.80 34.14 54.00 -19.86 32.14 30.78 5.36 34.14 336 294 AVERAGE	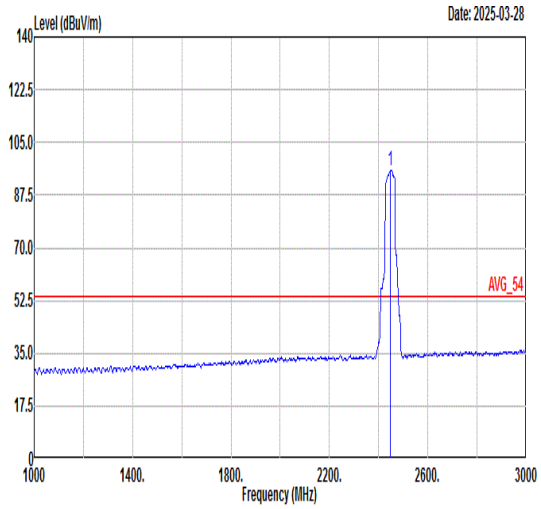 Freq Level Limit Line Margin (dB) Read Level Ant Factor Cable Loss Preamp Factor APos TPos Remark 1 2447.00 95.81 ------ ------ 93.72 30.79 5.42 34.12 336 294 AVERAGE

Mode	29	
	Band Edge - R	
	2400-2483.5_802.11ax HE40_CH08_2447MHz	
ANT	CDD 12+7	
Pol.	Horizontal	Fundamental
Peak	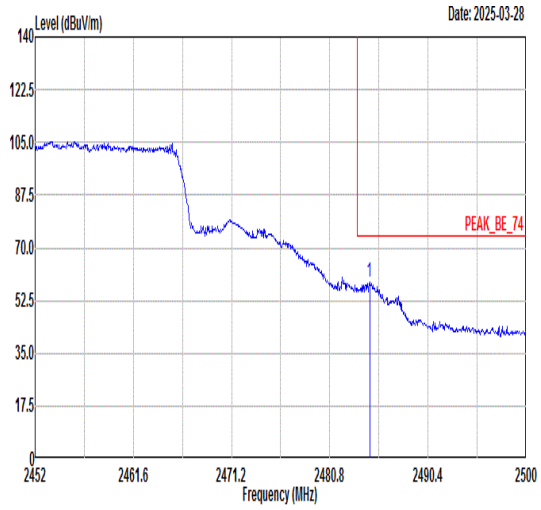 Freq Level Limit Line Margin (dB) Read Level Ant Factor Cable Loss Preamp Factor APos TPos Remark MHz dBuV/m dBuV/m dBuV dB/m dB dB cm deg 1 2484.69 58.63 74.00 -15.37 56.48 30.80 5.46 34.11 336 294 PEAK	Blank
Avg	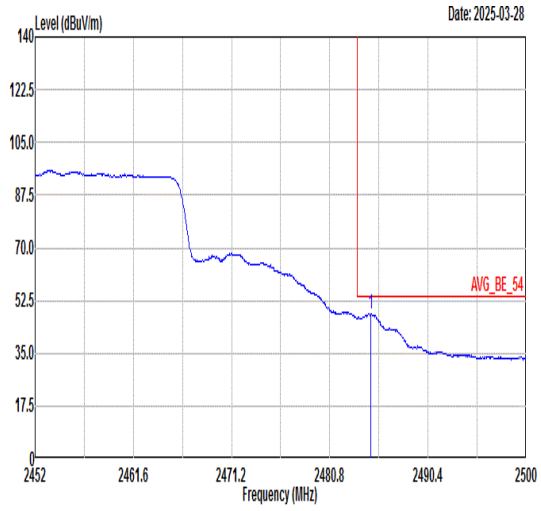 Freq Level Limit Line Margin (dB) Read Level Ant Factor Cable Loss Preamp Factor APos TPos Remark MHz dBuV/m dBuV/m dBuV dB/m dB dB cm deg 1 2484.78 48.11 54.00 -5.89 45.96 30.80 5.46 34.11 336 294 AVERAGE	Blank

Mode	29	
	Band Edge - L	
	2400-2483.5_802.11ax HE40_CH08_2447MHz	
ANT	CDD 12+7	
Pol.	Vertical	Fundamental
Peak	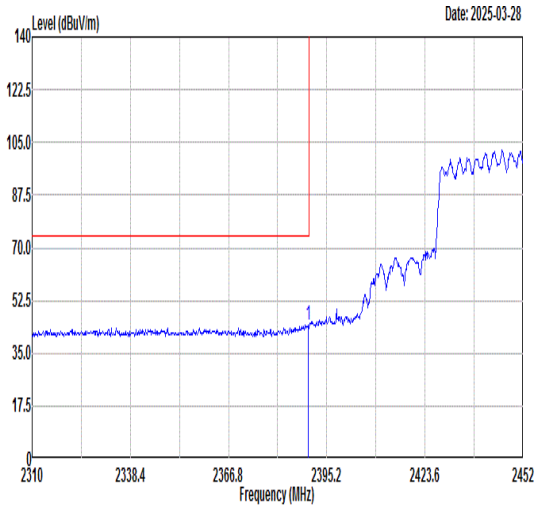 Freq Level Limit Line Margin (dB) Read Level Ant Factor Cable Loss Preamp Factor APos TPos Remark 1 2389.95 44.37 74.00 -29.63 42.37 30.78 5.36 34.14 379 283 PEAK	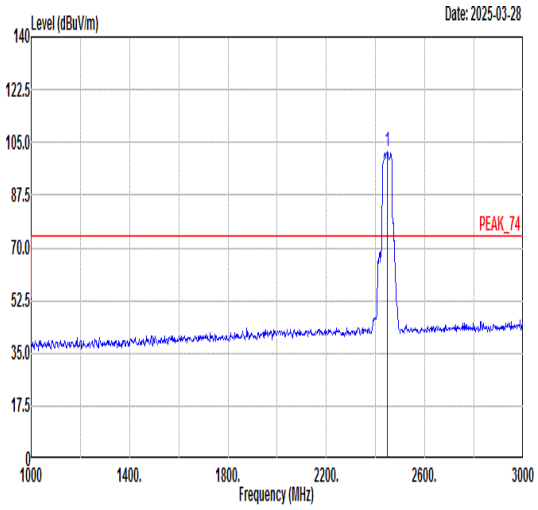 Freq Level Limit Line Margin (dB) Read Level Ant Factor Cable Loss Preamp Factor APos TPos Remark 1 2447.00 101.75 ------ ------ 99.66 30.79 5.42 34.12 379 283 PEAK
Avg	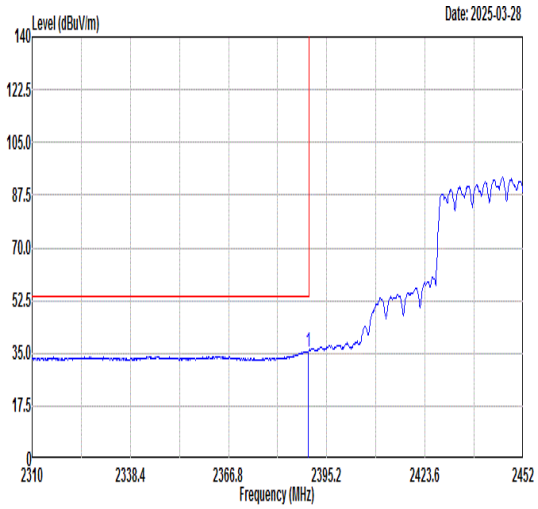 Freq Level Limit Line Margin (dB) Read Level Ant Factor Cable Loss Preamp Factor APos TPos Remark 1 2389.95 35.59 54.00 -18.41 33.59 30.78 5.36 34.14 379 283 AVERAGE	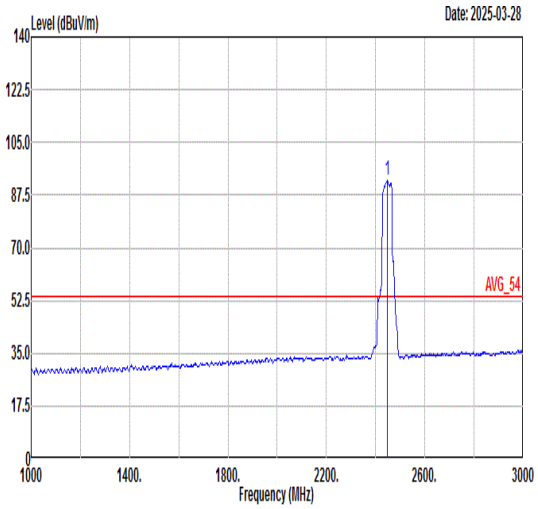 Freq Level Limit Line Margin (dB) Read Level Ant Factor Cable Loss Preamp Factor APos TPos Remark 1 2447.00 92.62 ------ ------ 90.53 30.79 5.42 34.12 379 283 AVERAGE

Mode	29	
	Band Edge - R	
	2400-2483.5_802.11ax HE40_CH08_2447MHz	
ANT	CDD 12+7	
Pol.	Vertical	Fundamental
Peak	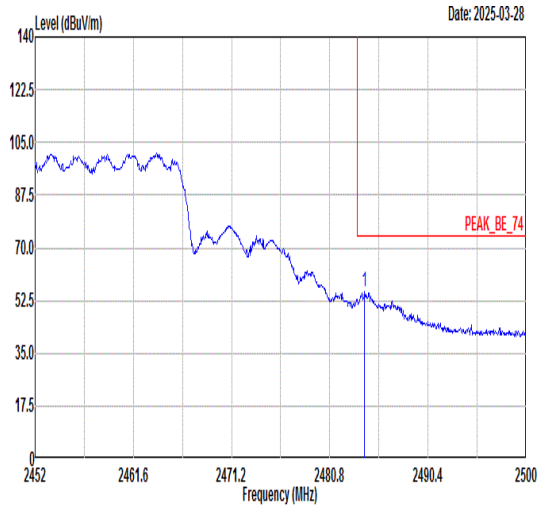 Freq Level Limit Line Margin (dB) Read Level Ant Factor Cable Loss Preamp Factor APos TPos Remark MHz dBuV/m dBuV/m dBuV dB/m dB dB cm deg 1 2484.21 55.21 74.00 -18.79 53.06 30.80 5.46 34.11 379 283 PEAK	Blank
Avg	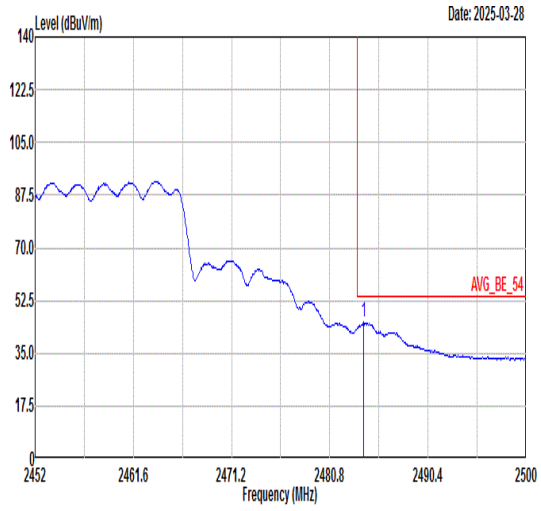 Freq Level Limit Line Margin (dB) Read Level Ant Factor Cable Loss Preamp Factor APos TPos Remark MHz dBuV/m dBuV/m dBuV dB/m dB dB cm deg 1 2484.11 45.19 54.00 -8.81 43.04 30.80 5.46 34.11 379 283 AVERAGE	Blank

Mode	30	
	Band Edge - L	
	2400-2483.5_802.11ax HE40_CH07_2442MHz	
ANT	CDD 12+7	
Pol.	Horizontal	Fundamental
Peak	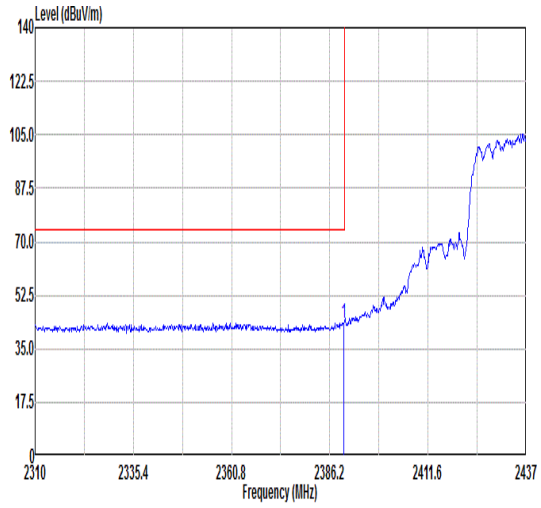 Freq Level Limit Line Margin Read Level Ant Factor Cable Loss Preamp Factor APos TPos Remark MHz dBuV/m dBuV/m dB dBuV dB/m dB dB cm deg 1 2389.88 43.39 74.00 -30.61 41.39 30.78 5.36 34.14 336 294 PEAK	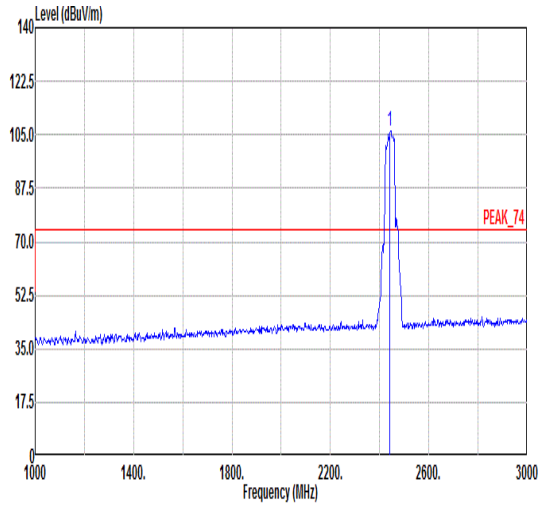 Freq Level Limit Line Margin Read Level Ant Factor Cable Loss Preamp Factor APos TPos Remark MHz dBuV/m dBuV/m dB dBuV dB/m dB dB cm deg 1 2442.00 106.14 ------ ------ 104.05 30.79 5.42 34.12 336 294 PEAK
Avg	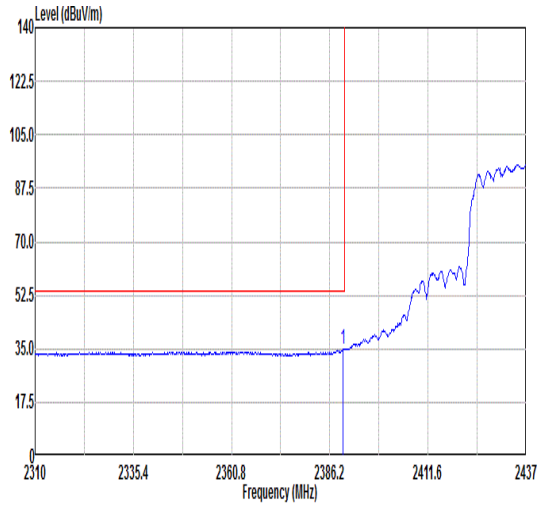 Freq Level Limit Line Margin Read Level Ant Factor Cable Loss Preamp Factor APos TPos Remark MHz dBuV/m dBuV/m dB dBuV dB/m dB dB cm deg 1 2389.63 34.85 54.00 -19.15 32.85 30.78 5.36 34.14 336 294 AVERAGE	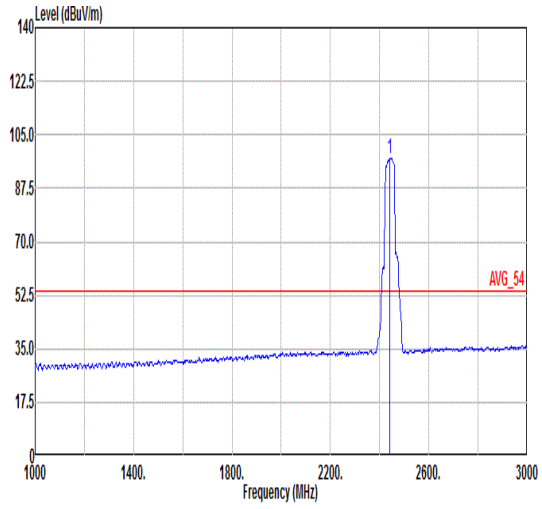 Freq Level Limit Line Margin Read Level Ant Factor Cable Loss Preamp Factor APos TPos Remark MHz dBuV/m dBuV/m dB dBuV dB/m dB dB cm deg 1 2442.00 97.39 ------ ------ 95.30 30.79 5.42 34.12 336 294 AVERAGE

Mode	30	
	Band Edge - R	
	2400-2483.5_802.11ax HE40_CH07_2442MHz	
ANT	CDD 12+7	
Pol.	Horizontal	Fundamental
Peak	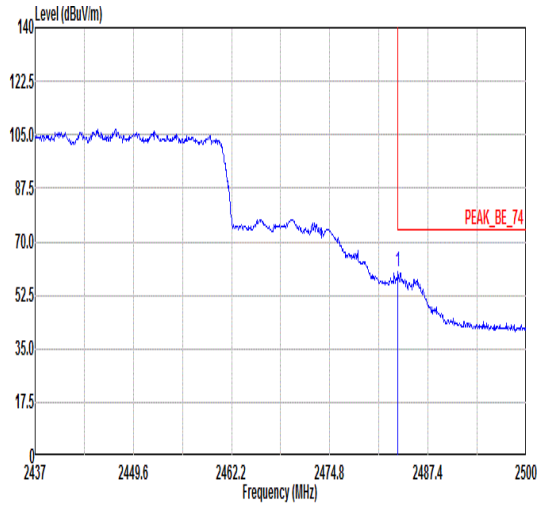 Freq Level Limit Line Margin Read Level Ant Factor Cable Loss Preamp Factor APos TPos Remark MHz dBuV/m dBuV/m dB dBuV dB/m dB dB cm deg 1 2483.56 60.26 74.00 -13.74 58.11 30.80 5.46 34.11 336 294 PEAK	Blank
Avg	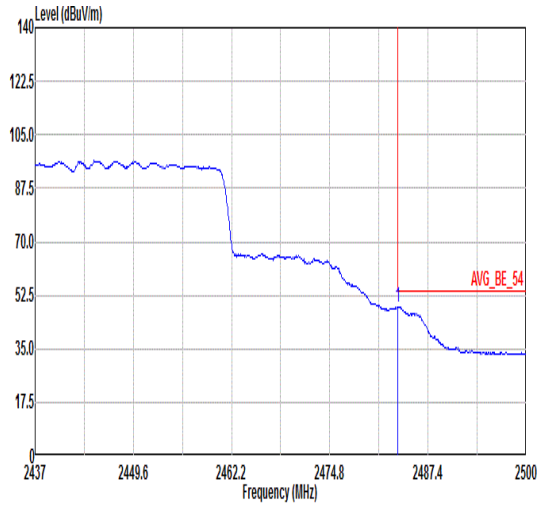 Freq Level Limit Line Margin Read Level Ant Factor Cable Loss Preamp Factor APos TPos Remark MHz dBuV/m dBuV/m dB dBuV dB/m dB dB cm deg 1 2483.56 48.54 54.00 -5.46 46.39 30.80 5.46 34.11 336 294 AVERAGE	Blank

Mode	30	
	Band Edge - L	
	2400-2483.5_802.11ax HE40_CH07_2442MHz	
ANT	CDD 12+7	
Pol.	Vertical	Fundamental
Peak	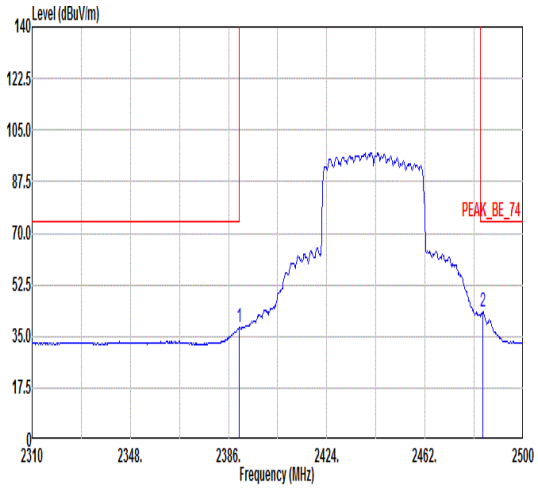 Freq Level Limit Line Margin Read Level Ant Factor Cable Loss Preamp Factor APos TPos Remark MHz dBuV/m dBuV/m dB dBuV dB/m dB dB cm deg 1 2389.99 37.83 74.00 -36.17 35.83 30.78 5.36 34.14 400 166 PEAK 2 2484.23 43.14 74.00 -30.86 40.99 30.80 5.46 34.11 384 285 PEAK	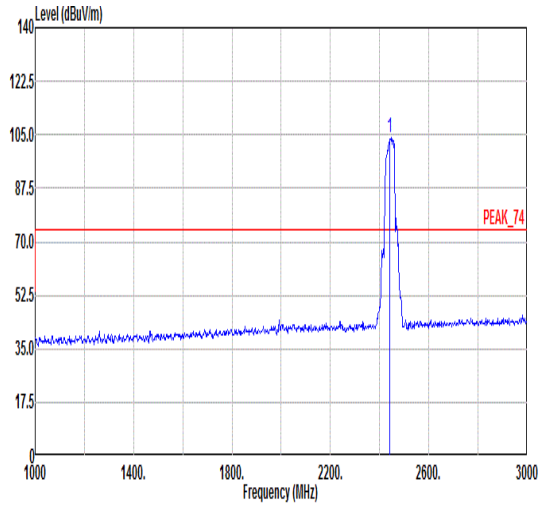 Freq Level Limit Line Margin Read Level Ant Factor Cable Loss Preamp Factor APos TPos Remark MHz dBuV/m dBuV/m dB dBuV dB/m dB dB cm deg 1 2442.00 103.86 ------ ------ 101.77 30.79 5.42 34.12 384 285 PEAK
Avg	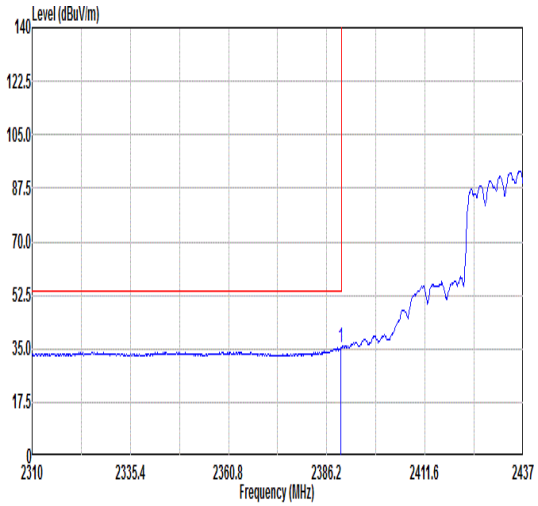 Freq Level Limit Line Margin Read Level Ant Factor Cable Loss Preamp Factor APos TPos Remark MHz dBuV/m dBuV/m dB dBuV dB/m dB dB cm deg 1 2389.88 35.40 54.00 -18.60 33.40 30.78 5.36 34.14 384 285 AVERAGE	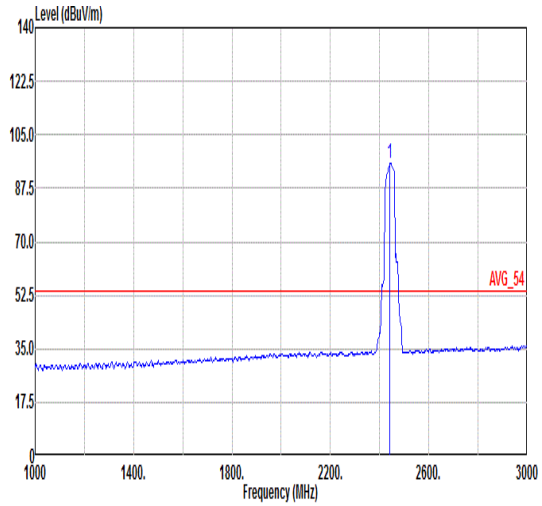 Freq Level Limit Line Margin Read Level Ant Factor Cable Loss Preamp Factor APos TPos Remark MHz dBuV/m dBuV/m dB dBuV dB/m dB dB cm deg 1 2442.00 95.84 ------ ------ 93.76 30.79 5.41 34.12 384 285 AVERAGE

Mode	30	
	Band Edge - R	
	2400-2483.5_802.11ax HE40_CH07_2442MHz	
ANT	CDD 12+7	
Pol.	Vertical	Fundamental
Peak	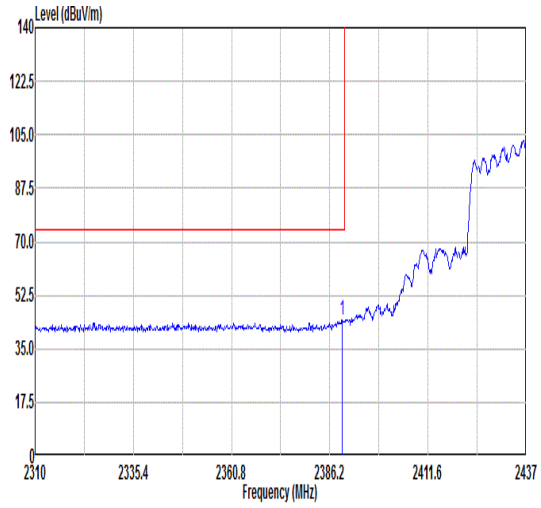 Freq Level Limit Line Margin Read Level Ant Factor Cable Loss Preamp Factor APos TPos Remark MHz dBuV/m dBuV/m dB dBuV dB/m dB dB cm deg 1 2389.38 44.58 74.00 -29.42 42.58 30.78 5.36 34.14 384 285 PEAK	Blank
Avg	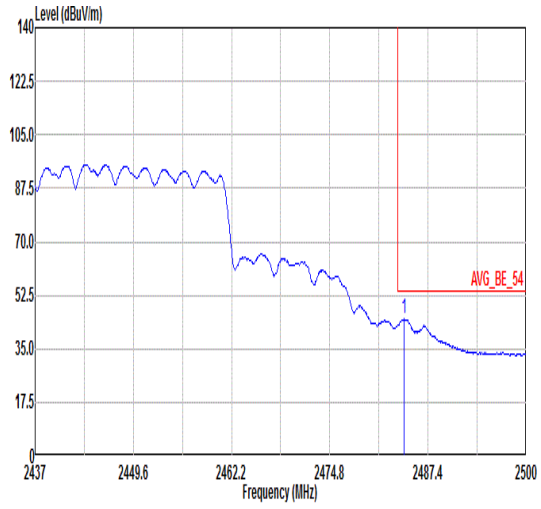 Freq Level Limit Line Margin Read Level Ant Factor Cable Loss Preamp Factor APos TPos Remark MHz dBuV/m dBuV/m dB dBuV dB/m dB dB cm deg 1 2484.31 44.67 54.00 -9.33 42.52 30.80 5.46 34.11 384 285 AVERAGE	Blank

Mode	31	
	Band Edge	
	2400-2483.5_802.11ax HE20_CH10_2457MHz	
ANT	CDD 12+7	
Pol.	Horizontal	Fundamental
Peak	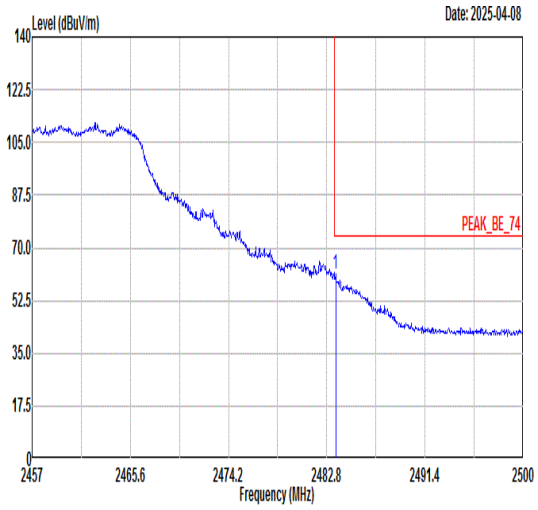 Freq Level Limit Line Margin (dB) Read Level Ant Factor Cable Loss Preamp Factor APos TPos Remark 1 2483.57 61.33 74.00 -12.67 59.18 30.80 5.46 34.11 377 307 PEAK	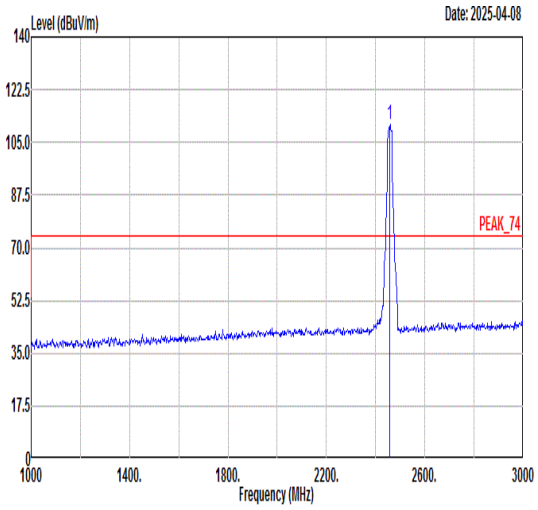 Freq Level Limit Line Margin (dB) Read Level Ant Factor Cable Loss Preamp Factor APos TPos Remark 1 2457.00 110.80 ------ ------ 108.70 30.79 5.43 34.12 377 307 PEAK
Avg	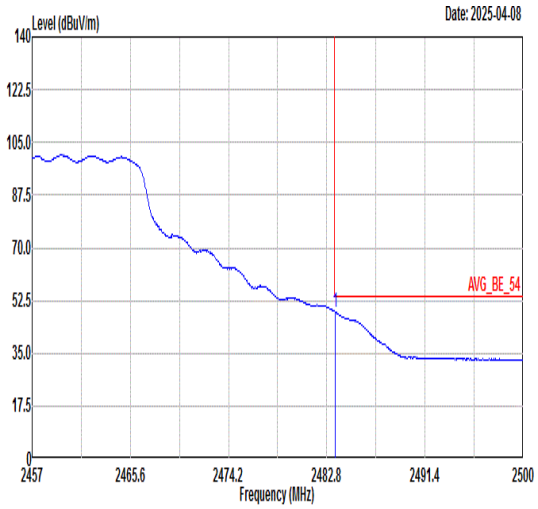 Freq Level Limit Line Margin (dB) Read Level Ant Factor Cable Loss Preamp Factor APos TPos Remark 1 2483.53 48.67 54.00 -5.33 46.52 30.80 5.46 34.11 377 307 AVERAGE	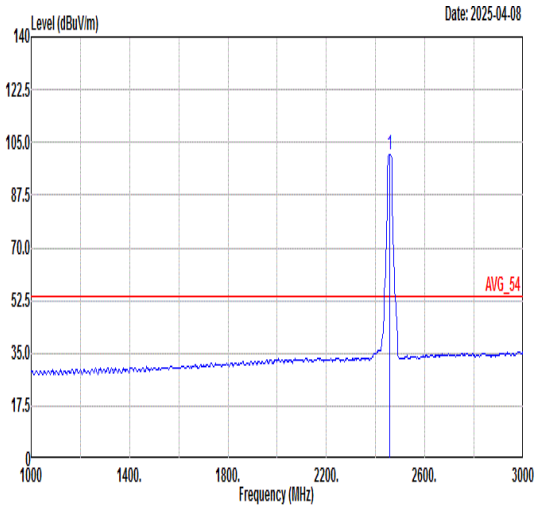 Freq Level Limit Line Margin (dB) Read Level Ant Factor Cable Loss Preamp Factor APos TPos Remark 1 2457.00 101.14 ------ ------ 99.04 30.79 5.43 34.12 377 307 AVERAGE

Mode	31	
	Band Edge	
	2400-2483.5_802.11ax HE20_CH10_2457MHz	
ANT	CDD 12+7	
Pol.	Vertical	Fundamental
Peak	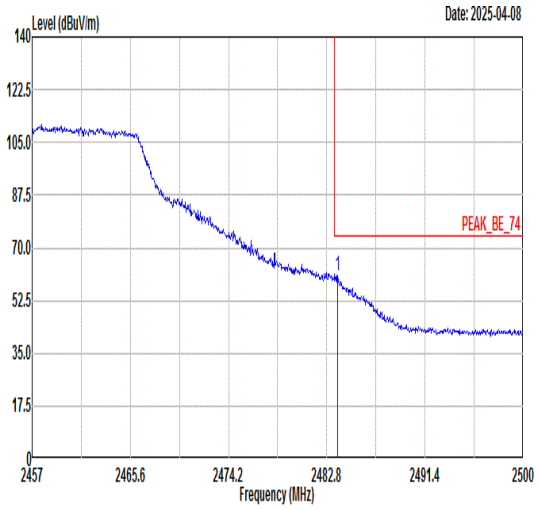 Limit Margin Read Ant Cable Preamp APos TPos Freq Level Line (dB) Level Factor Loss Factor Remark MHz dBuV/m dBuV/m dBuV dB/m dB dB cm deg 1 2483.75 60.55 74.00 -13.45 58.40 30.80 5.46 34.11 374 247 PEAK	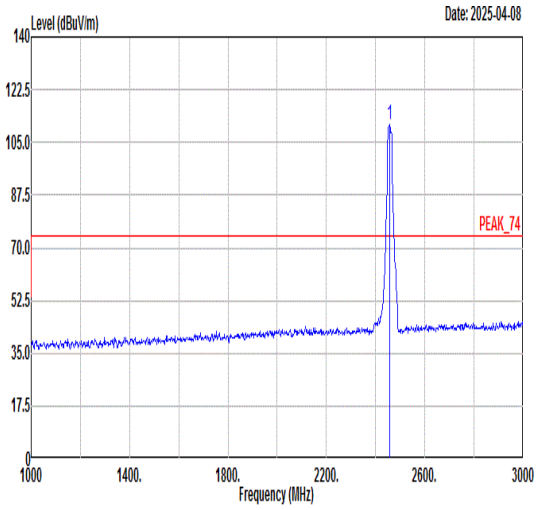 Limit Margin Read Ant Cable Preamp APos TPos Freq Level Line (dB) Level Factor Loss Factor Remark MHz dBuV/m dBuV/m dBuV dB/m dB dB cm deg 1 2457.00 111.04 ------ ------ 108.94 30.79 5.43 34.12 374 247 PEAK
Avg	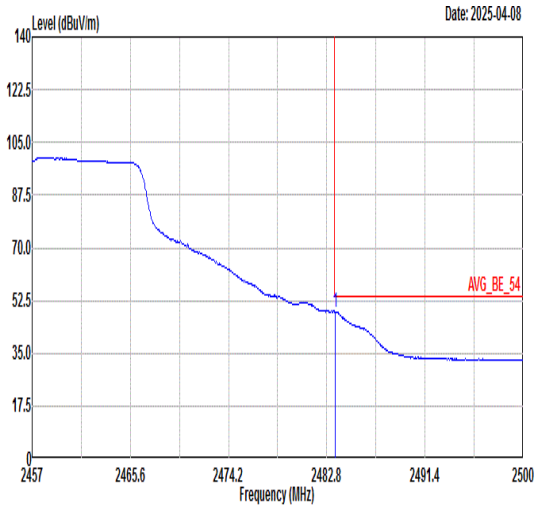 Limit Margin Read Ant Cable Preamp APos TPos Freq Level Line (dB) Level Factor Loss Factor Remark MHz dBuV/m dBuV/m dBuV dB/m dB dB cm deg 1 2483.53 48.63 54.00 -5.37 46.48 30.80 5.46 34.11 374 247 AVERAGE	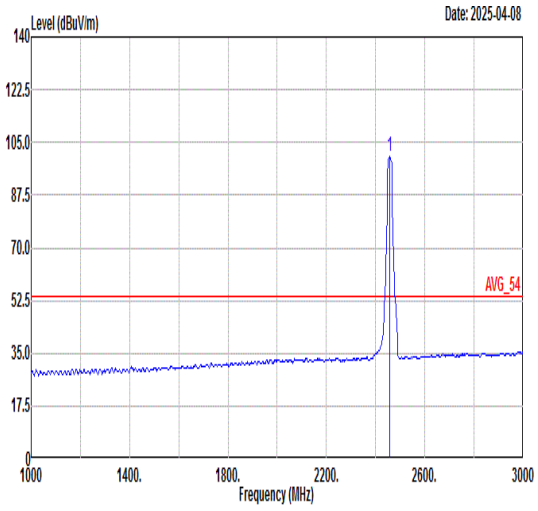 Limit Margin Read Ant Cable Preamp APos TPos Freq Level Line (dB) Level Factor Loss Factor Remark MHz dBuV/m dBuV/m dBuV dB/m dB dB cm deg 1 2457.00 100.39 ------ ------ 98.29 30.79 5.43 34.12 374 247 AVERAGE

Mode	32	
	Band Edge	
	2400-2483.5_802.11g_CH02_2417MHz	
ANT	CDD 12+7	
Pol.	Horizontal	Fundamental
Peak	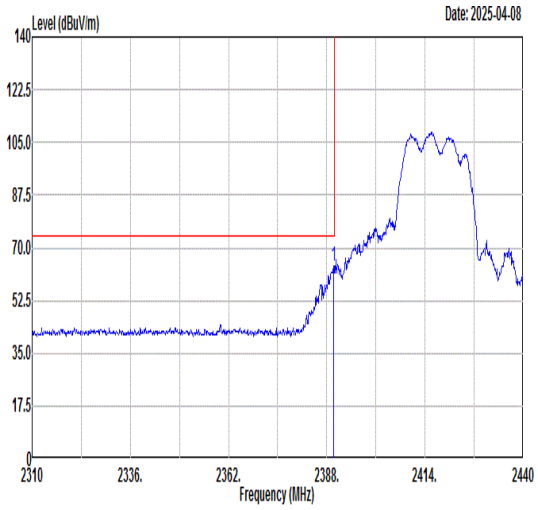 Freq Level Limit Line Margin (dB) Read Level Ant Factor Cable Loss Preamp Factor APos TPos Remark 1 2389.82 63.99 74.00 -10.01 61.99 30.78 5.36 34.14 400 86 PEAK	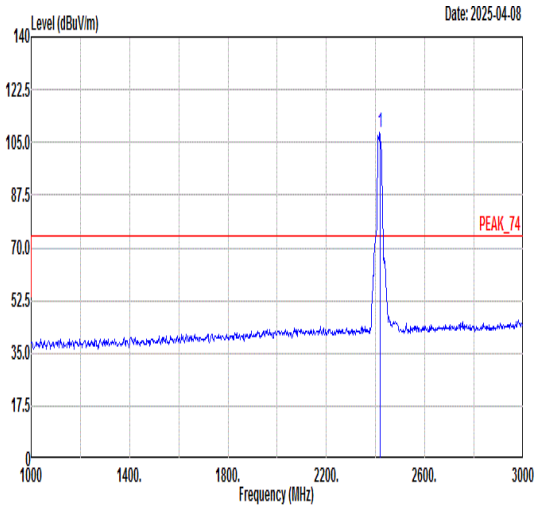 Freq Level Limit Line Margin (dB) Read Level Ant Factor Cable Loss Preamp Factor APos TPos Remark 1 2417.00 108.12 ------ ------ 106.09 30.78 5.38 34.13 400 86 PEAK
Avg	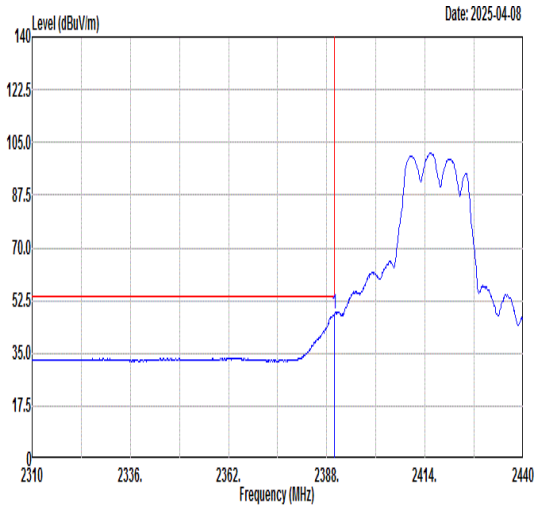 Freq Level Limit Line Margin (dB) Read Level Ant Factor Cable Loss Preamp Factor APos TPos Remark 1 2389.95 47.92 54.00 -6.08 45.92 30.78 5.36 34.14 400 86 AVERAGE	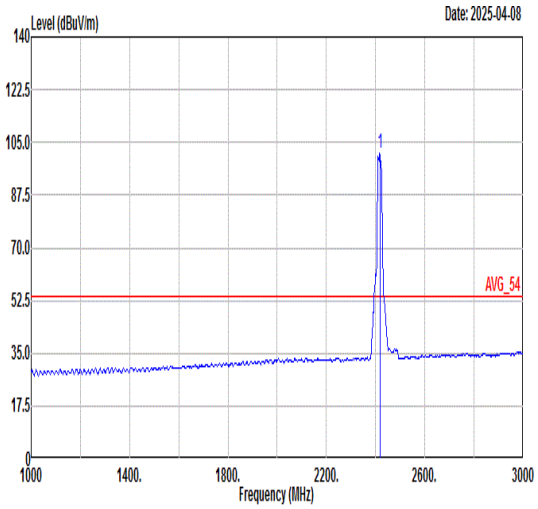 Freq Level Limit Line Margin (dB) Read Level Ant Factor Cable Loss Preamp Factor APos TPos Remark 1 2417.00 101.37 ------ ------ 99.34 30.78 5.38 34.13 400 86 AVERAGE

Mode	32	
	Band Edge	
	2400-2483.5_802.11g_CH02_2417MHz	
ANT	CDD 12+7	
Pol.	Vertical	Fundamental
Peak	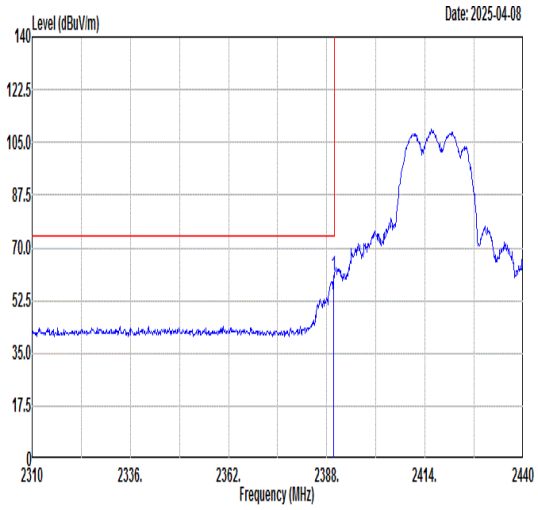 Freq Level Limit Line Margin (dB) Read Level Ant Factor Cable Loss Preamp Factor APos TPos Remark 1 2389.82 60.68 74.00 -13.32 58.68 30.78 5.36 34.14 400 193 PEAK	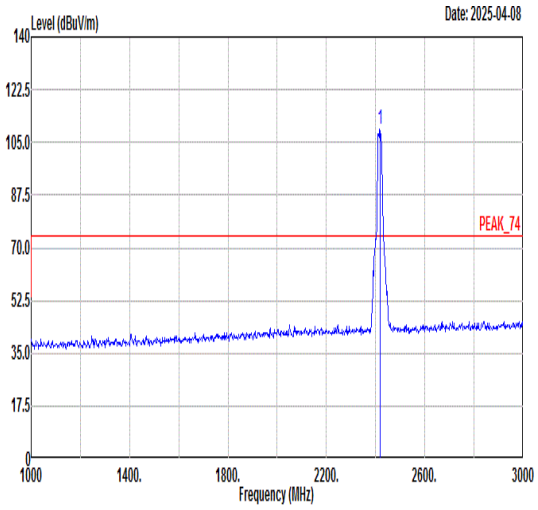 Freq Level Limit Line Margin (dB) Read Level Ant Factor Cable Loss Preamp Factor APos TPos Remark 1 2417.00 109.12 ------ ------ 107.09 30.78 5.38 34.13 400 193 PEAK
Avg	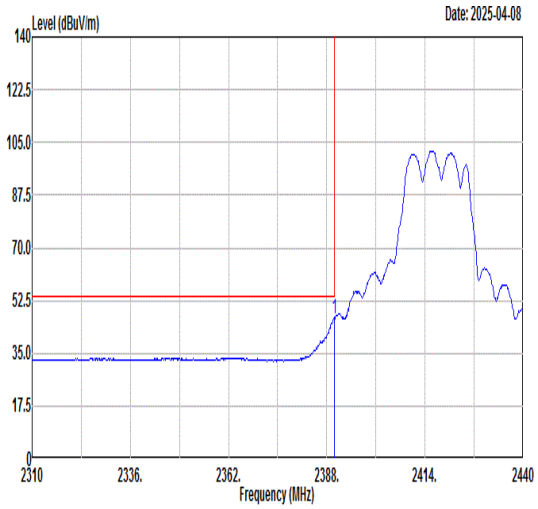 Freq Level Limit Line Margin (dB) Read Level Ant Factor Cable Loss Preamp Factor APos TPos Remark 1 2389.95 46.70 54.00 -7.30 44.70 30.78 5.36 34.14 400 193 AVERAGE	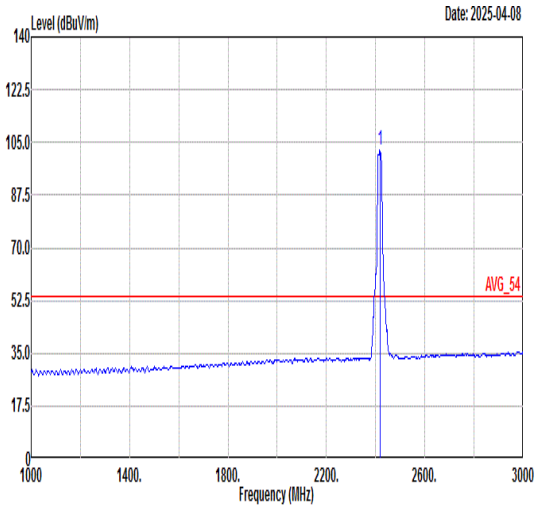 Freq Level Limit Line Margin (dB) Read Level Ant Factor Cable Loss Preamp Factor APos TPos Remark 1 2417.00 102.39 ------ ------ 100.36 30.78 5.38 34.13 400 193 AVERAGE

Mode	33	
	Band Edge	
	2400-2483.5_802.11g_CH10_2457MHz	
ANT	CDD 12+7	
Pol.	Horizontal	Fundamental
Peak	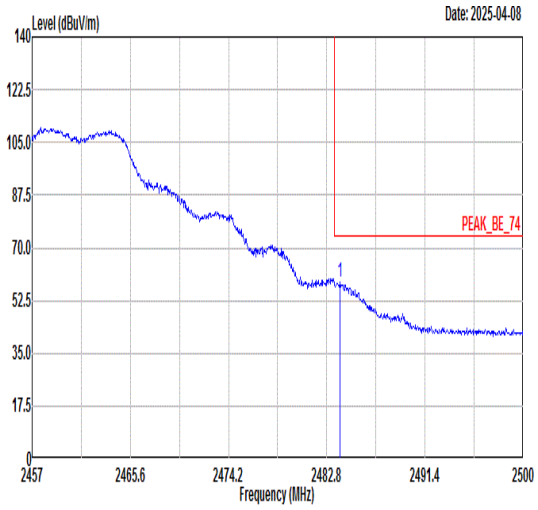 Freq Level Limit Line Margin (dB) Read Level Ant Factor Cable Loss Preamp Factor APos TPos Remark 1 2483.96 58.63 74.00 -15.37 56.48 30.80 5.46 34.11 334 276 PEAK	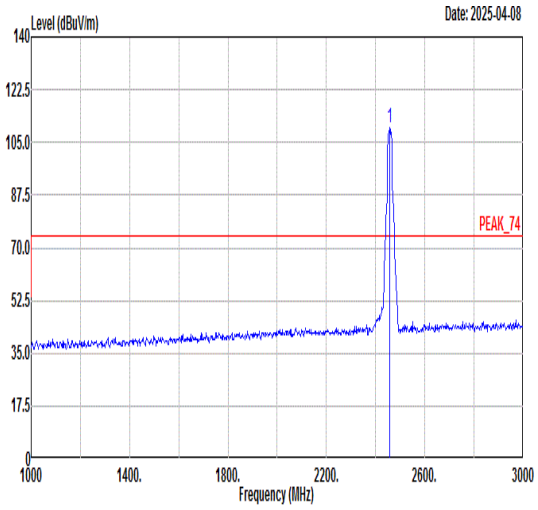 Freq Level Limit Line Margin (dB) Read Level Ant Factor Cable Loss Preamp Factor APos TPos Remark 1 2457.00 109.95 ------ ------ 107.85 30.79 5.43 34.12 334 276 PEAK
Avg	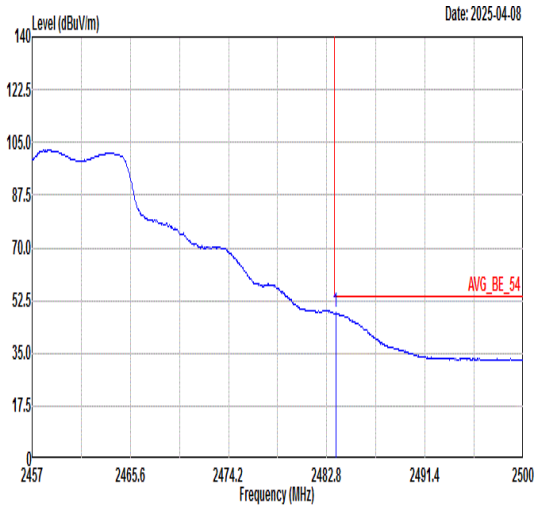 Freq Level Limit Line Margin (dB) Read Level Ant Factor Cable Loss Preamp Factor APos TPos Remark 1 2483.57 48.64 54.00 -5.36 46.49 30.80 5.46 34.11 334 276 AVERAGE	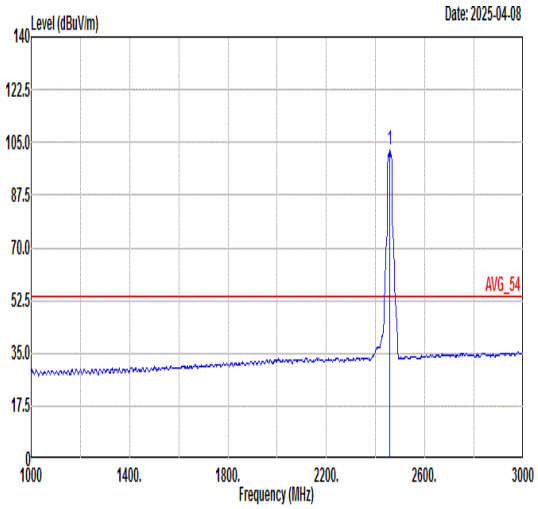 Freq Level Limit Line Margin (dB) Read Level Ant Factor Cable Loss Preamp Factor APos TPos Remark 1 2457.00 102.61 ------ ------ 100.51 30.79 5.43 34.12 334 276 AVERAGE

Mode	33	
	Band Edge	
	2400-2483.5_802.11g_CH10_2457MHz	
ANT	CDD 12+7	
Pol.	Vertical	Fundamental
Peak	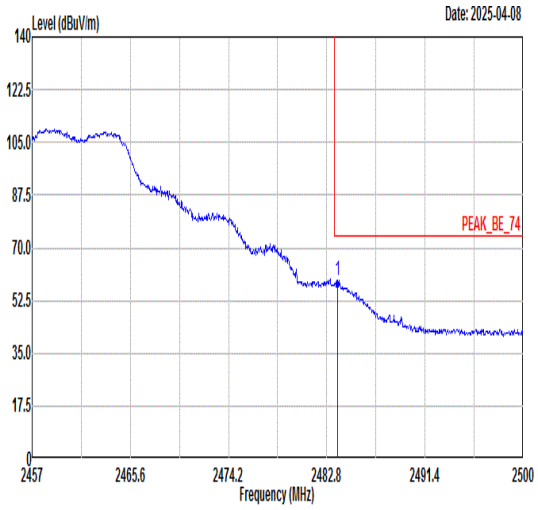 Freq Level Limit Line Margin (dB) Read Level Ant Factor Cable Loss Preamp Factor APos TPos Remark MHz dBuV/m dBuV/m dBuV dB/m dB dB cm deg 1 2483.75 59.22 74.00 -14.78 57.07 30.80 5.46 34.11 375 239 PEAK	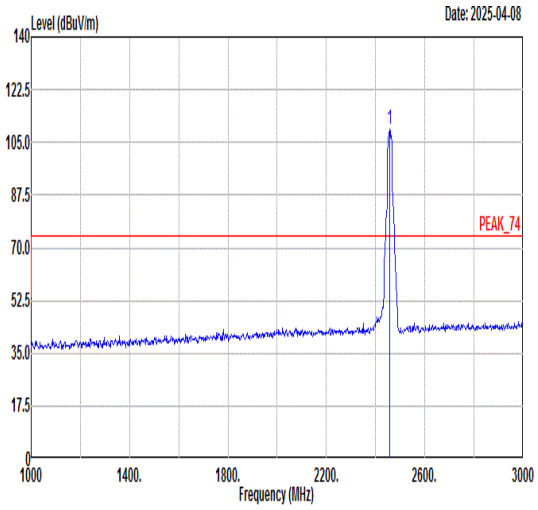 Freq Level Limit Line Margin (dB) Read Level Ant Factor Cable Loss Preamp Factor APos TPos Remark MHz dBuV/m dBuV/m dBuV dB/m dB dB cm deg 1 2457.00 109.62 ------ ------ 107.52 30.79 5.43 34.12 375 239 PEAK
Avg	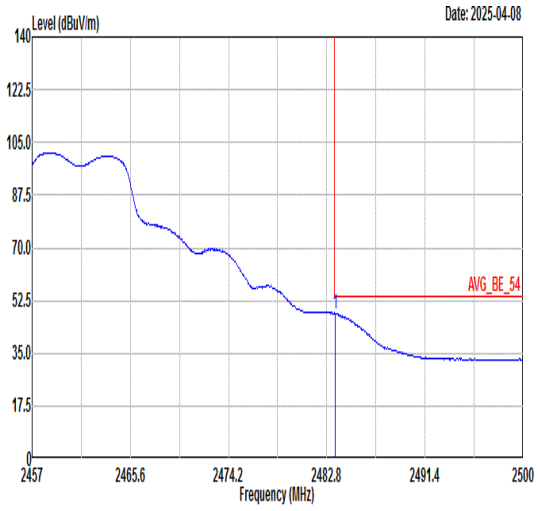 Freq Level Limit Line Margin (dB) Read Level Ant Factor Cable Loss Preamp Factor APos TPos Remark MHz dBuV/m dBuV/m dBuV dB/m dB dB cm deg 1 2483.53 48.10 54.00 -5.90 45.95 30.80 5.46 34.11 375 239 AVERAGE	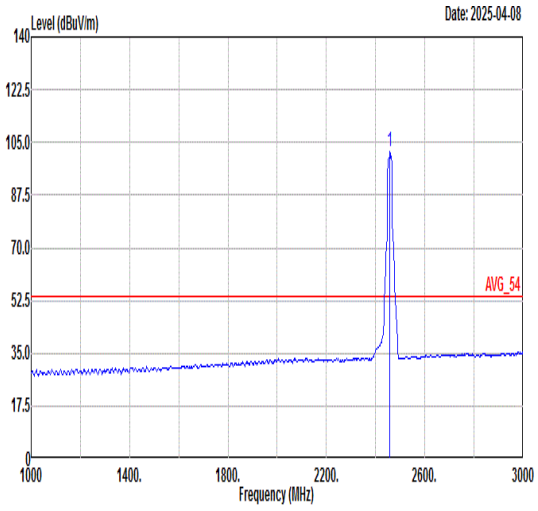 Freq Level Limit Line Margin (dB) Read Level Ant Factor Cable Loss Preamp Factor APos TPos Remark MHz dBuV/m dBuV/m dBuV dB/m dB dB cm deg 1 2457.00 102.09 ------ ------ 99.99 30.79 5.43 34.12 375 239 AVERAGE

For Co-location mode:

Mode	34	
	Band Edge	
	2400-2483.5_802.11ax HE20_CH11_2462MHz+LTE B13 Link CO_TX	
ANT	CDD 12+7	
Pol.	Horizontal	Fundamental
Peak	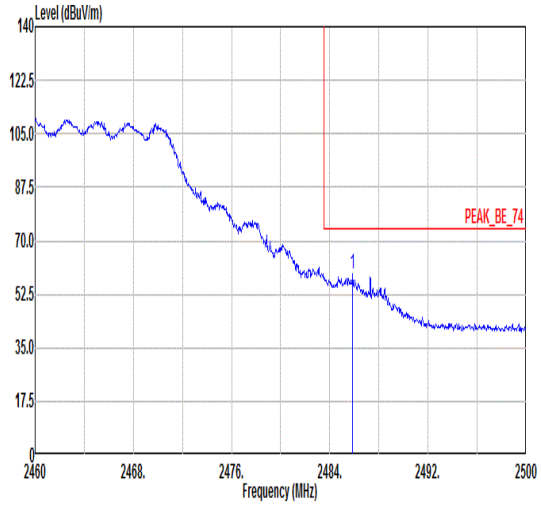 Freq Level Limit Line Margin Read Level Ant Factor Cable Loss Preamp Factor APos TPos Remark 1 2485.88 59.01 74.00 -14.99 56.86 30.80 5.46 34.11 100 129 Peak	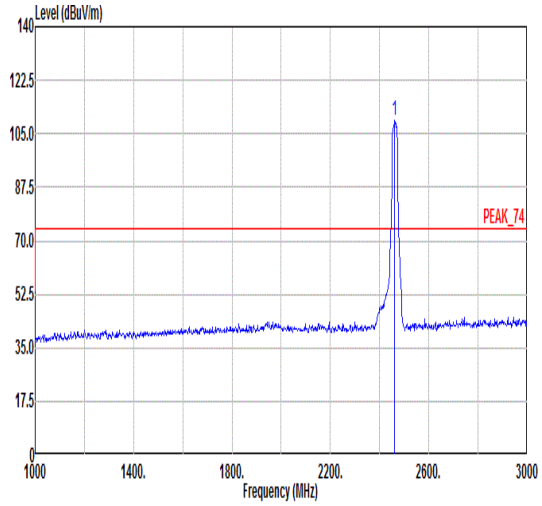 Freq Level Limit Line Margin Read Level Ant Factor Cable Loss Preamp Factor APos TPos Remark 1 2462.00 109.60 ------ ------ 107.49 30.79 5.44 34.12 100 129 Peak
Avg	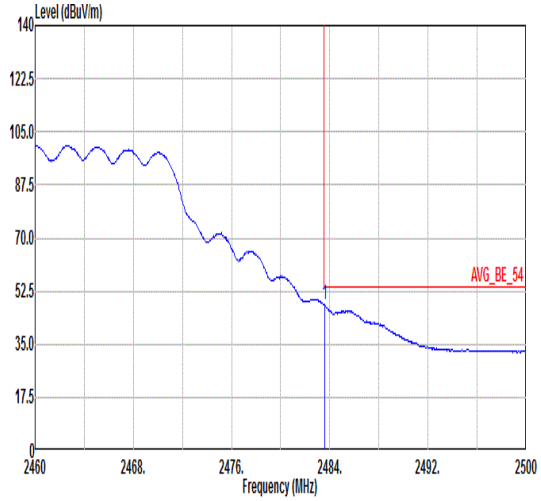 Freq Level Limit Line Margin Read Level Ant Factor Cable Loss Preamp Factor APos TPos Remark 1 2483.56 48.22 54.00 -5.78 46.07 30.80 5.46 34.11 100 129 Average	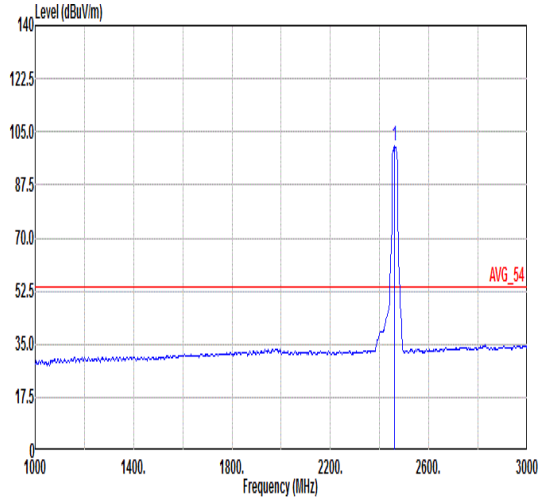 Freq Level Limit Line Margin Read Level Ant Factor Cable Loss Preamp Factor APos TPos Remark 1 2462.00 100.38 ------ ------ 98.27 30.79 5.44 34.12 100 129 Average

Mode	34	
	Band Edge	
	2400-2483.5_802.11ax HE20_CH11_2462MHz+LTE B13 Link CO_TX	
ANT	CDD 12+7	
Pol.	Vertical	Fundamental
Peak	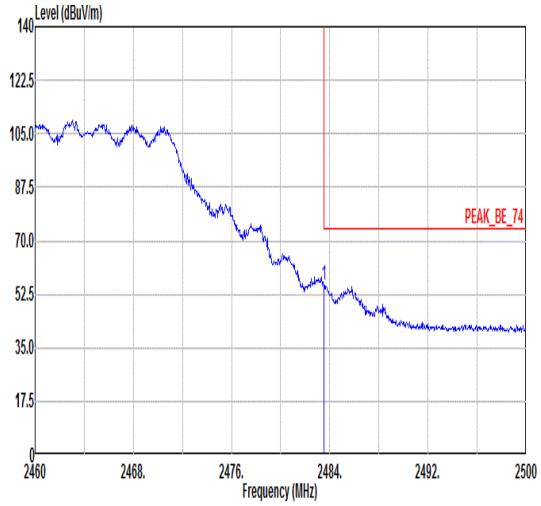 Freq Level Limit Line Margin Read Level Ant Factor Cable Loss Preamp Factor APos TPos Remark MHz dBuV/m dBuV/m dB dBuV dB/m dB dB cm deg 1 2483.52 55.51 74.00 -18.49 53.36 30.80 5.46 34.11 373 221 Peak	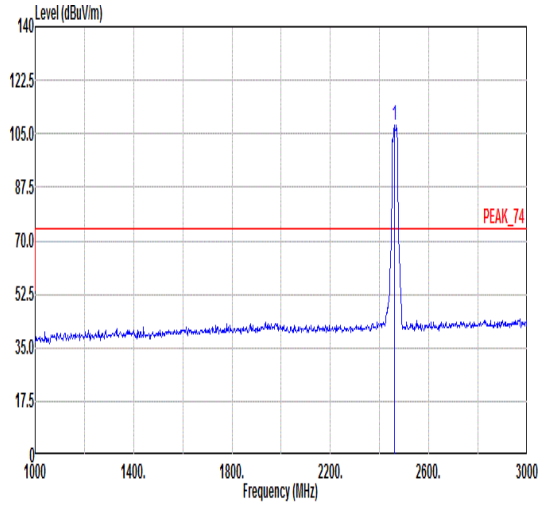 Freq Level Limit Line Margin Read Level Ant Factor Cable Loss Preamp Factor APos TPos Remark MHz dBuV/m dBuV/m dB dBuV dB/m dB dB cm deg 1 2462.00 107.60 ------ ------ 105.49 30.79 5.44 34.12 373 221 Peak
Avg	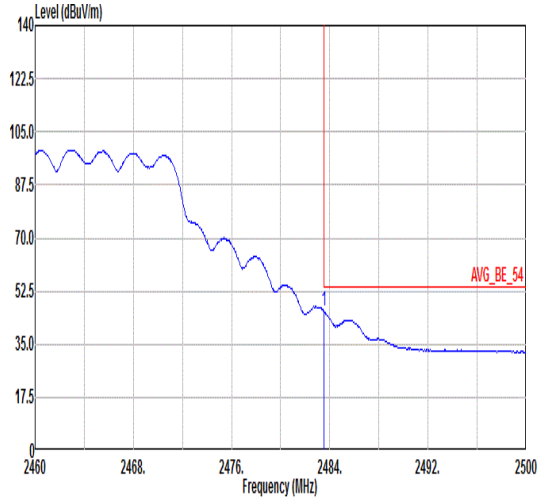 Freq Level Limit Line Margin Read Level Ant Factor Cable Loss Preamp Factor APos TPos Remark MHz dBuV/m dBuV/m dB dBuV dB/m dB dB cm deg 1 2483.52 45.98 54.00 -8.02 43.83 30.80 5.46 34.11 373 221 Average	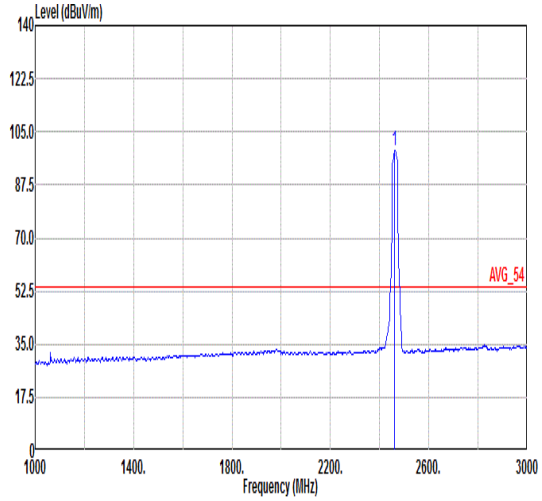 Freq Level Limit Line Margin Read Level Ant Factor Cable Loss Preamp Factor APos TPos Remark MHz dBuV/m dBuV/m dB dBuV dB/m dB dB cm deg 1 2462.00 98.78 ------ ------ 96.67 30.79 5.44 34.12 373 221 Average

Mode	34	
	Harmonic	
	2400-2483.5_802.11ax HE20_CH11_2462MHz+LTE B13 Link CO_TX	
ANT	CDD 12+7	
Pol.	Horizontal	Vertical
Peak Avg	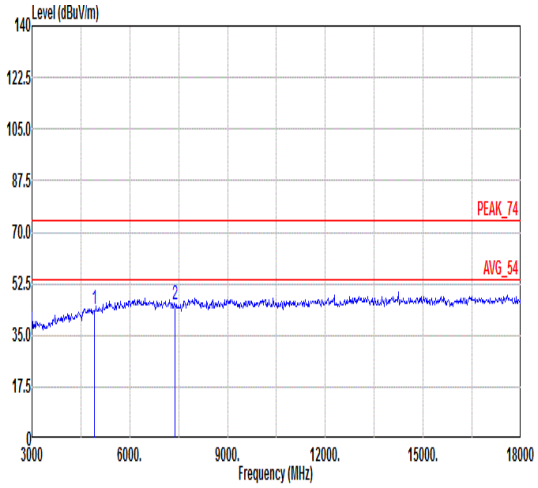 Freq Level Limit Line Margin Read Level Ant Factor Cable Loss Preamp Factor APos TPos Remark MHz dBuV/m dBuV/m dB dBuV dB/m dB dB cm deg 1 4924.00 43.90 74.00 -30.10 32.25 36.58 8.57 33.50 --- --- Peak 2 7386.00 45.53 74.00 -28.47 32.86 36.81 10.18 34.32 --- --- Peak	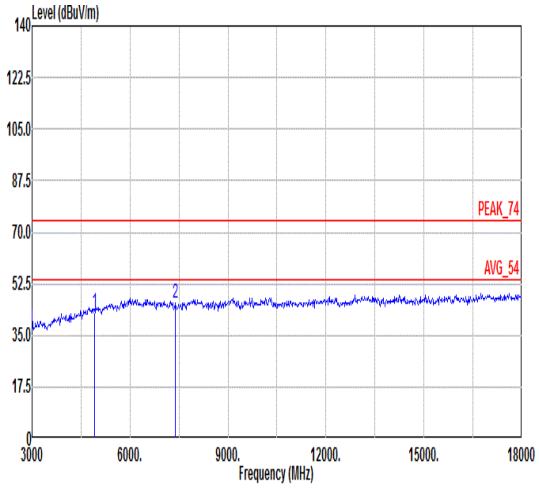 Freq Level Limit Line Margin Read Level Ant Factor Cable Loss Preamp Factor APos TPos Remark MHz dBuV/m dBuV/m dB dBuV dB/m dB dB cm deg 1 4924.00 42.78 74.00 -31.22 31.13 36.58 8.57 33.50 --- --- Peak 2 7386.00 45.77 74.00 -28.23 33.10 36.81 10.18 34.32 --- --- Peak

Appendix D. Duty Cycle Plots

Antenna	Band	Duty Cycle(%)	T(ms)	1/T(kHz)	VBW Setting
7/12	802.11b	100	-	-	10Hz
7/12	802.11g	96.97	1.391	0.719	1KHz
7/12	802.11ax HE20	95.89	1.014	0.986	1KHz
7/12	802.11ax HE40	92.50	0.536	1.865	3KHz

802.11b

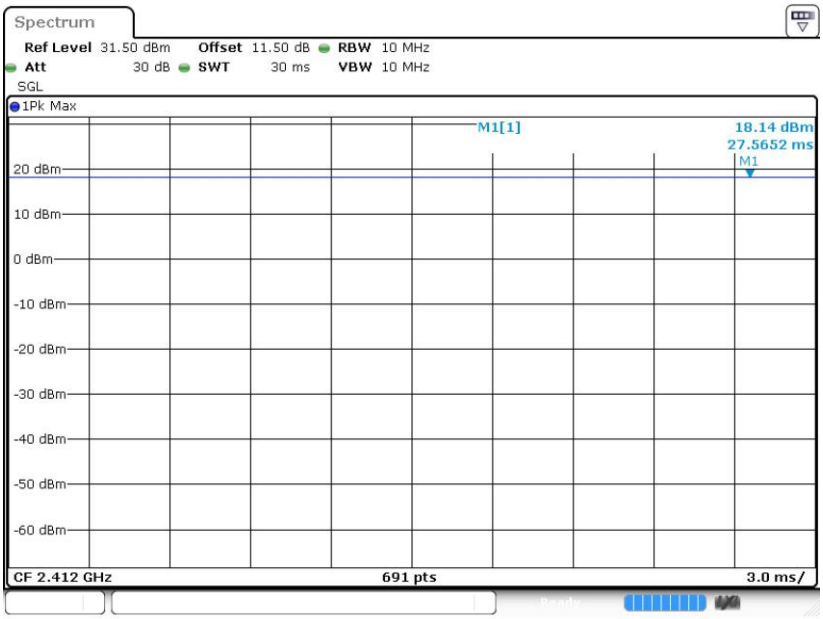

802.11g

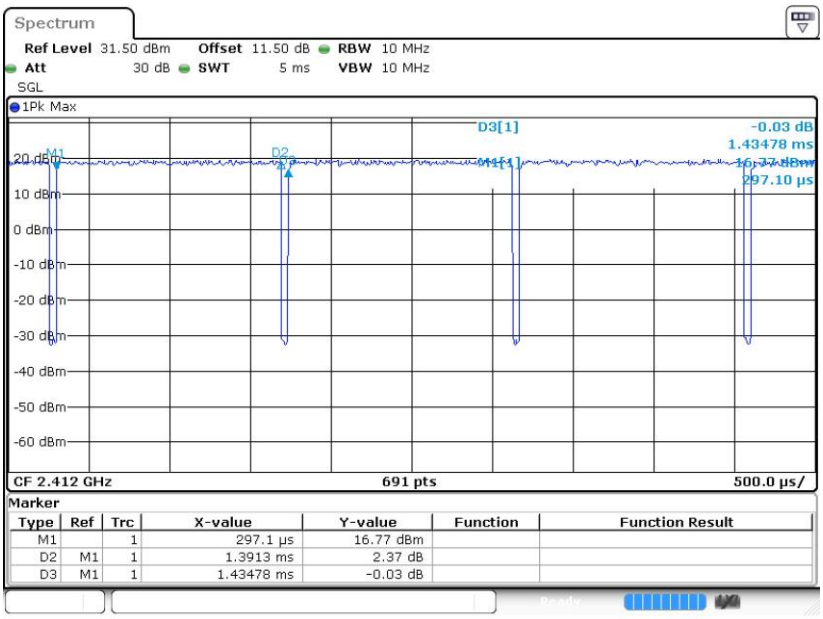

802.11ax HE20

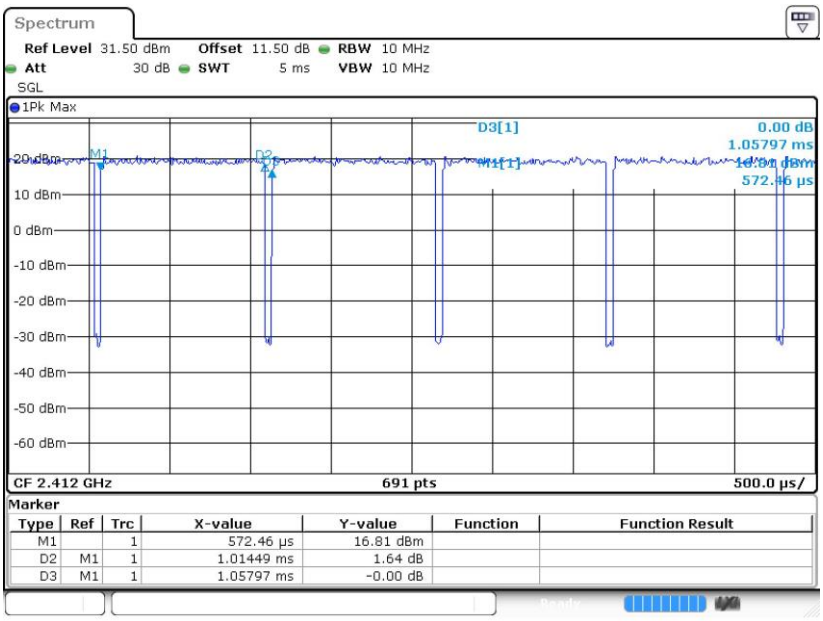
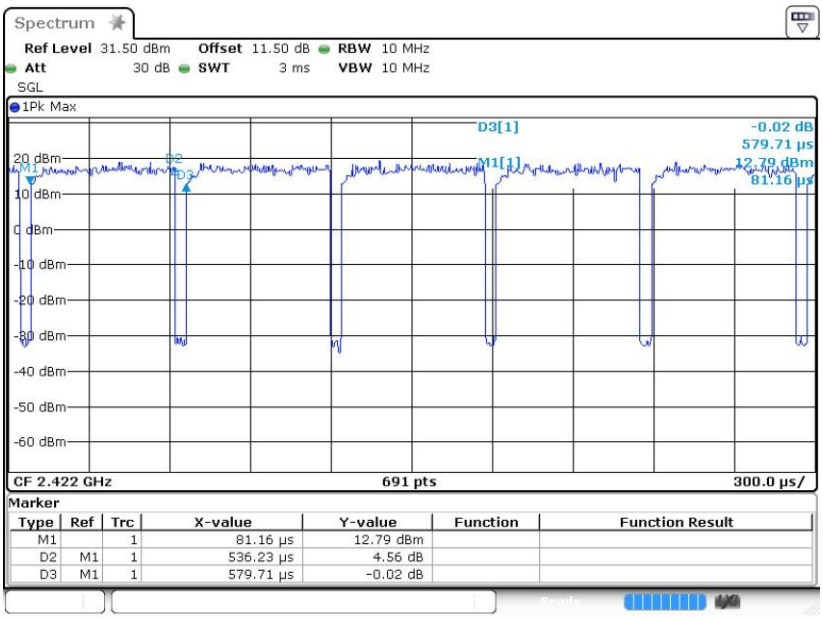
802.11ax HE40