Mode	13	
	Band Edge - L	
	U-NII-2A_5.25-5.35_802.11n HT20_CH52_Full_5260MHz	
ANT	8	
Pol.	Horizontal	Fundamental
Peak	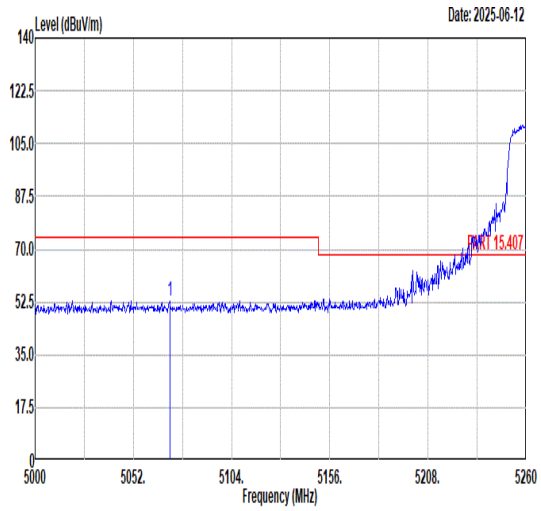 Freq Level Limit Line Margin Read Level Ant Factor Cable Loss Preamp Factor APos TPos Remark MHz dBuV/m dBuV/m dB dBuV dB/m dB dB cm deg 1 5071.24 52.93 74.00 -21.07 40.42 34.87 9.90 32.26 100 302 PEAK	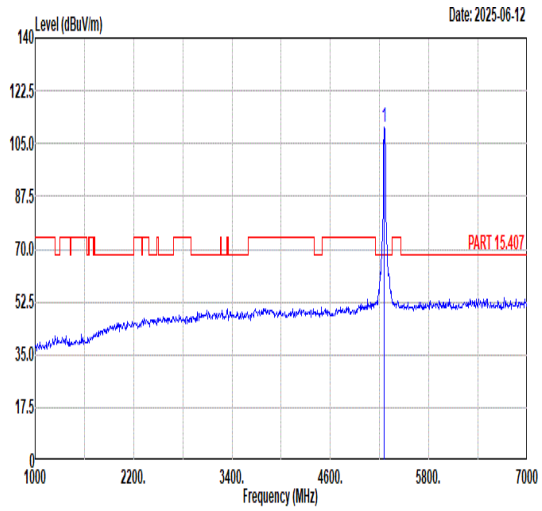 Freq Level Limit Line Margin Read Level Ant Factor Cable Loss Preamp Factor APos TPos Remark MHz dBuV/m dBuV/m dB dBuV dB/m dB dB cm deg 1 5260.00 110.57 ------ ------ 97.59 35.11 10.07 32.20 100 302 PEAK
Avg	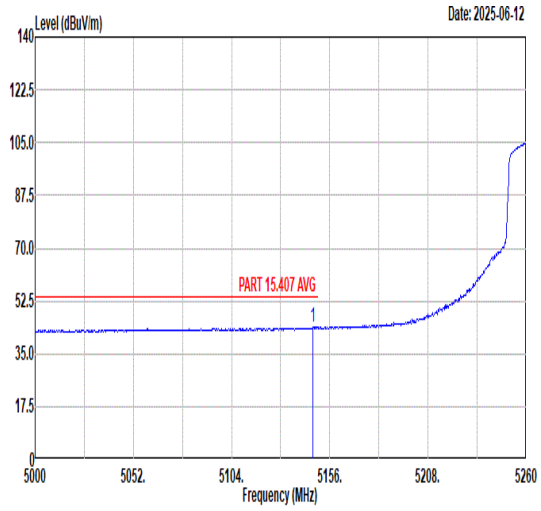 Freq Level Limit Line Margin Read Level Ant Factor Cable Loss Preamp Factor APos TPos Remark MHz dBuV/m dBuV/m dB dBuV dB/m dB dB cm deg 1 5147.16 43.79 54.00 -10.21 31.14 34.95 9.95 32.25 100 302 AVERAGE	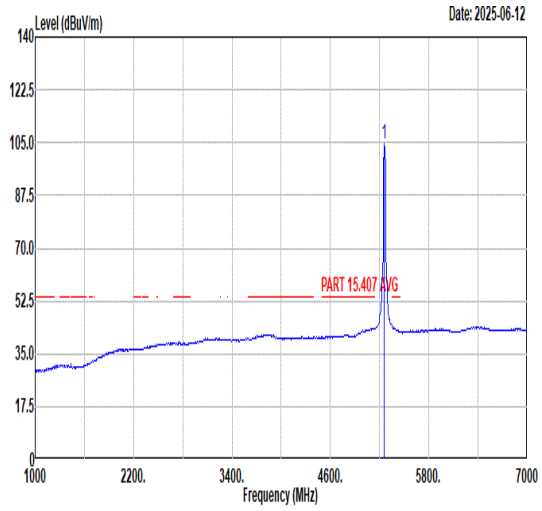 Freq Level Limit Line Margin Read Level Ant Factor Cable Loss Preamp Factor APos TPos Remark MHz dBuV/m dBuV/m dB dBuV dB/m dB dB cm deg 1 5260.00 104.43 ------ ------ 91.43 35.12 10.08 32.20 100 302 AVERAGE

Mode	13	
	Band Edge - R	
	U-NII-2A_5.25-5.35_802.11n HT20_CH52_Full_5260MHz	
ANT	8	
Pol.	Horizontal	Fundamental
Peak	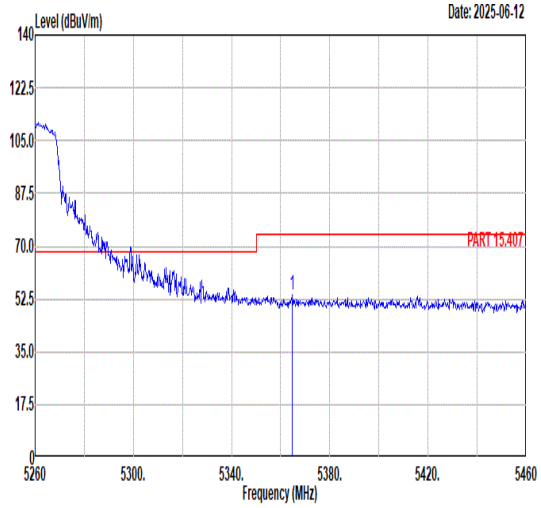 Freq Level Limit Line Margin Read Level Ant Factor Cable Loss Preamp Factor APos TPos Remark MHz dBuV/m dBuV/m dB dBuV dB/m dB dB cm deg 1 5364.80 53.92 74.00 -20.08 40.66 35.20 10.23 32.17 100 302 PEAK	Blank
Avg	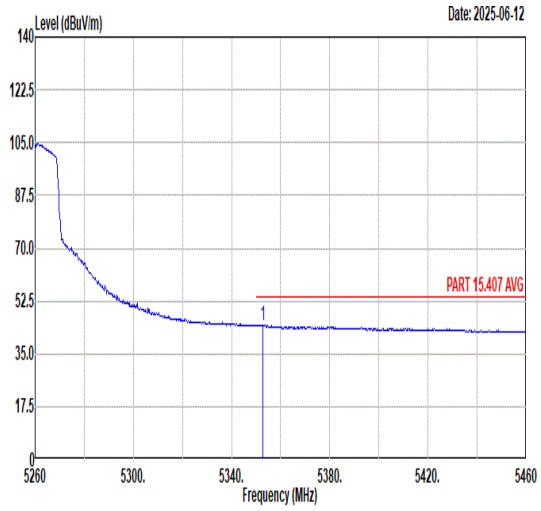 Freq Level Limit Line Margin Read Level Ant Factor Cable Loss Preamp Factor APos TPos Remark MHz dBuV/m dBuV/m dB dBuV dB/m dB dB cm deg 1 5352.80 44.49 54.00 -9.51 31.24 35.20 10.22 32.17 100 302 AVERAGE	Blank

Mode	13	
	Band Edge - L	
	U-NII-2A_5.25-5.35_802.11n HT20_CH52_Full_5260MHz	
ANT	8	
Pol.	Vertical	Fundamental
Peak	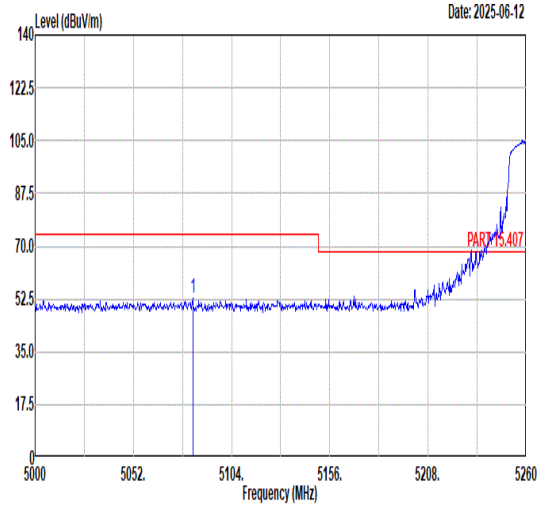 Freq Level Limit Line Margin Read Level Ant Factor Cable Loss Preamp Factor APos TPos Remark MHz dBuV/m dBuV/m dB dBuV dB/m dB dB cm deg 1 5083.46 52.76 74.00 -21.24 40.21 34.89 9.91 32.25 357 253 PEAK	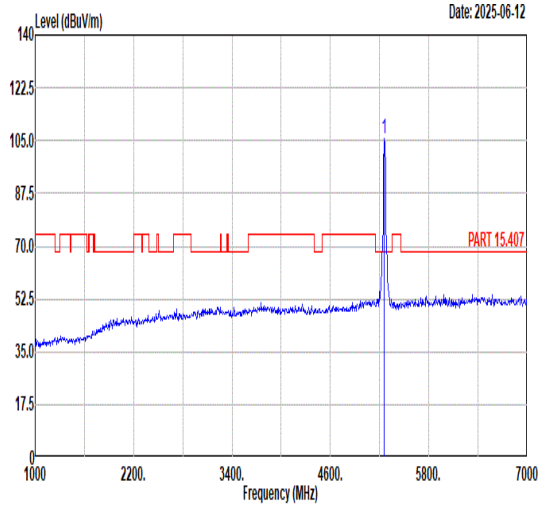 Freq Level Limit Line Margin Read Level Ant Factor Cable Loss Preamp Factor APos TPos Remark MHz dBuV/m dBuV/m dB dBuV dB/m dB dB cm deg 1 5260.00 105.51 ------ ------ 92.51 35.12 10.08 32.20 357 253 PEAK
Avg	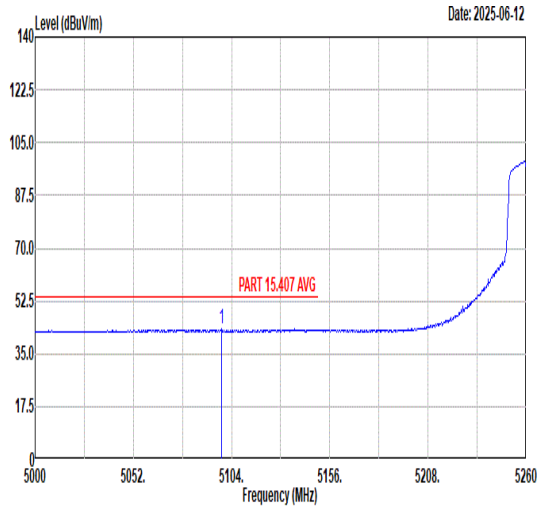 Freq Level Limit Line Margin Read Level Ant Factor Cable Loss Preamp Factor APos TPos Remark MHz dBuV/m dBuV/m dB dBuV dB/m dB dB cm deg 1 5098.54 43.34 54.00 -10.66 30.77 34.90 9.92 32.25 357 253 AVERAGE	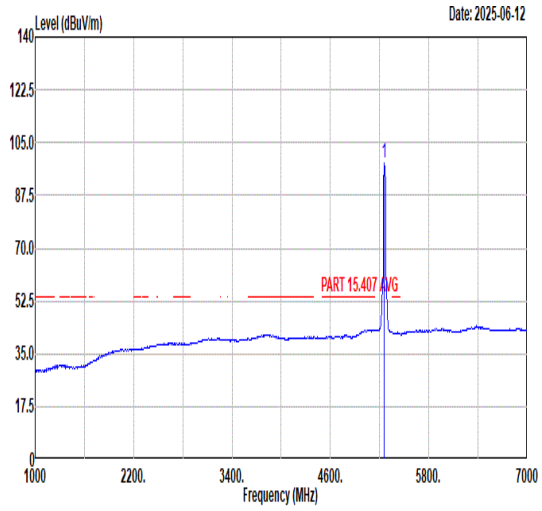 Freq Level Limit Line Margin Read Level Ant Factor Cable Loss Preamp Factor APos TPos Remark MHz dBuV/m dBuV/m dB dBuV dB/m dB dB cm deg 1 5260.00 98.41 ------ ------ 85.41 35.12 10.08 32.20 357 253 AVERAGE

Mode	13	
	Band Edge - R	
	U-NII-2A_5.25-5.35_802.11n HT20_CH52_Full_5260MHz	
ANT	8	
Pol.	Vertical	Fundamental
Peak	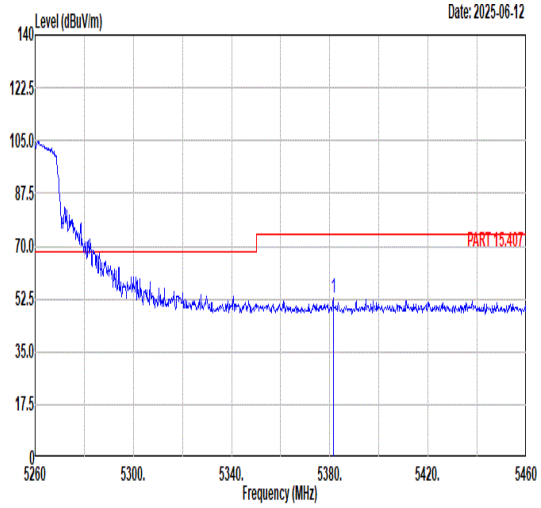 Freq Level Limit Line Margin Read Level Ant Factor Cable Loss Preamp Factor APos TPos Remark MHz dBuV/m dBuV/m dB dBuV dB/m dB dB cm deg 1 5381.40 52.75 74.00 -21.25 39.47 35.20 10.26 32.18 357 253 PEAK	Blank
Avg	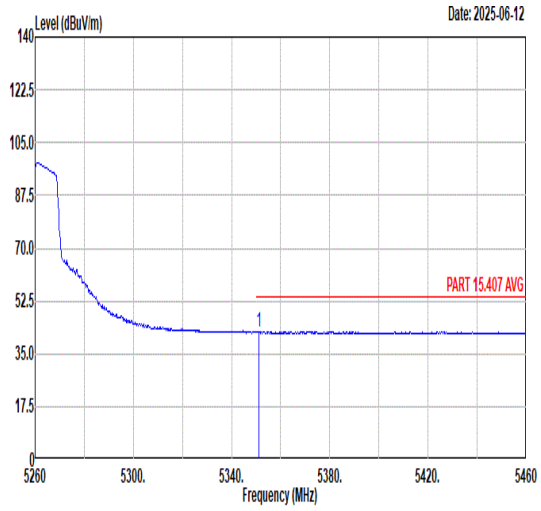 Freq Level Limit Line Margin Read Level Ant Factor Cable Loss Preamp Factor APos TPos Remark MHz dBuV/m dBuV/m dB dBuV dB/m dB dB cm deg 1 5351.20 42.46 54.00 -11.54 29.22 35.20 10.21 32.17 357 253 AVERAGE	Blank

Mode	13	
	Harmonic	
	U-NII-2A_5.25-5.35_802.11n HT20_CH52_Full_5260MHz	
ANT	8	
Pol.	Horizontal	Vertical
Peak Avg	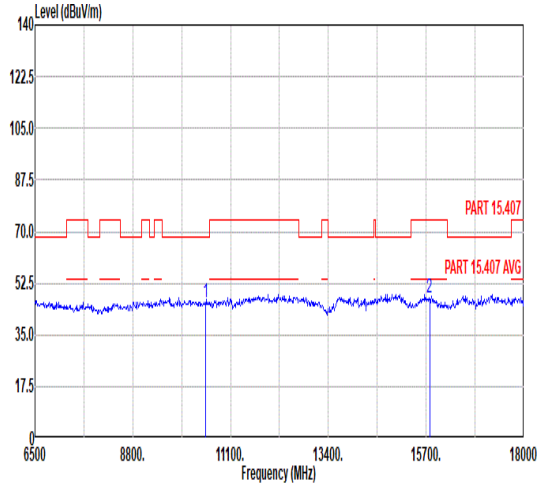 Freq Level Limit Line Margin Read Level Ant Factor Cable Loss Preamp Factor APos TPos Remark MHz dBuV/m dBuV/m dB dBuV dB/m dB dB cm deg 1 10520.00 46.15 68.30 -22.15 55.08 37.32 13.41 59.66 -- -- Peak 2 15780.00 47.55 74.00 -26.45 49.70 40.37 15.90 58.42 -- -- Peak	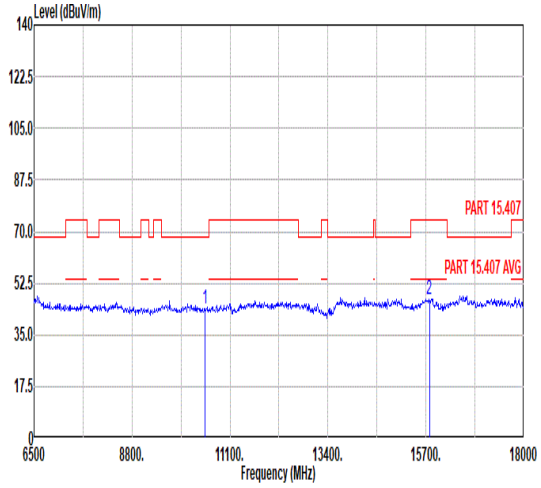 Freq Level Limit Line Margin Read Level Ant Factor Cable Loss Preamp Factor APos TPos Remark MHz dBuV/m dBuV/m dB dBuV dB/m dB dB cm deg 1 10520.00 43.64 68.30 -24.66 52.57 37.32 13.41 59.66 -- -- Peak 2 15780.00 47.26 74.00 -26.74 49.41 40.37 15.90 58.42 -- -- Peak

Mode	14	
	Harmonic	
	U-NII-2A_5.25-5.35_802.11n HT20_CH60_Full_5300MHz	
ANT	8	
Pol.	Horizontal	Vertical
Peak Avg	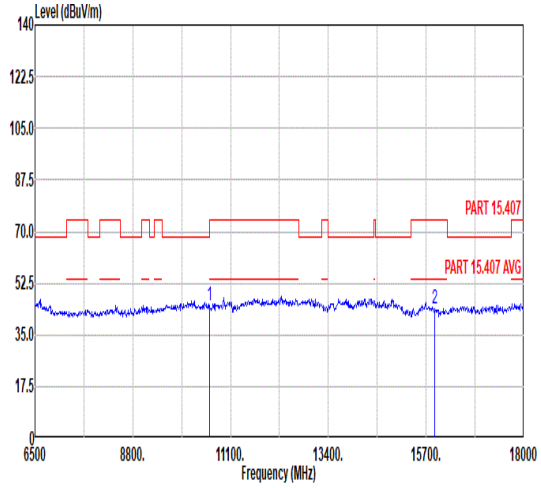 Freq Level Limit Line Margin Read Level Ant Factor Cable Loss Preamp Factor APos TPos Remark MHz dBuV/m dBuV/m dB dBuV dB/m dB dB cm deg 1 10600.00 44.85 74.00 -29.15 53.41 37.42 13.52 59.50 -- -- Peak 2 15900.00 43.89 74.00 -30.11 46.12 40.44 16.01 58.68 -- -- Peak	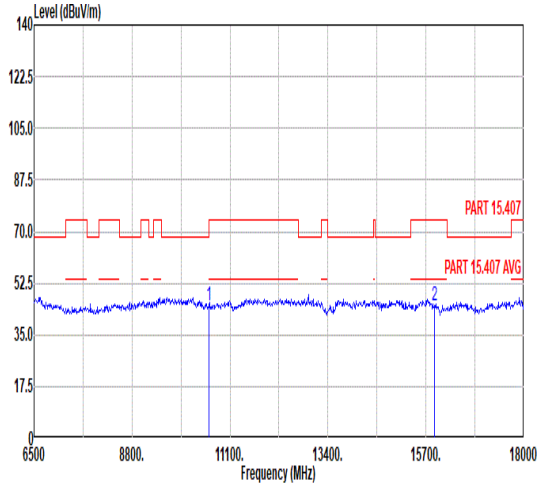 Freq Level Limit Line Margin Read Level Ant Factor Cable Loss Preamp Factor APos TPos Remark MHz dBuV/m dBuV/m dB dBuV dB/m dB dB cm deg 1 10600.00 44.97 74.00 -29.03 53.53 37.42 13.52 59.50 -- -- Peak 2 15900.00 45.08 74.00 -28.92 47.31 40.44 16.01 58.68 -- -- Peak

Mode	15	
	Band Edge	
	U-NII-2A_5.25-5.35_802.11n HT20_CH64_Full_5320MHz	
ANT	8	
Pol.	Horizontal	Fundamental
Peak	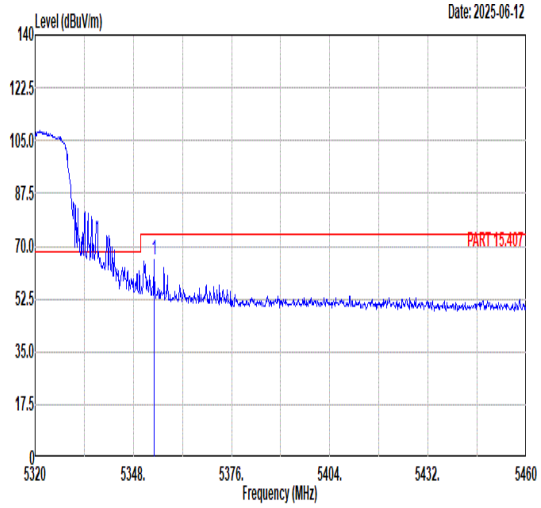 Freq Level Limit Line Margin Read Level Ant Factor Cable Loss Preamp Factor APos TPos Remark MHz dBuV/m dBuV/m dB dBuV dB/m dB dB cm deg 1 5353.88 65.37 74.00 -8.63 52.12 35.20 10.22 32.17 108 302 PEAK	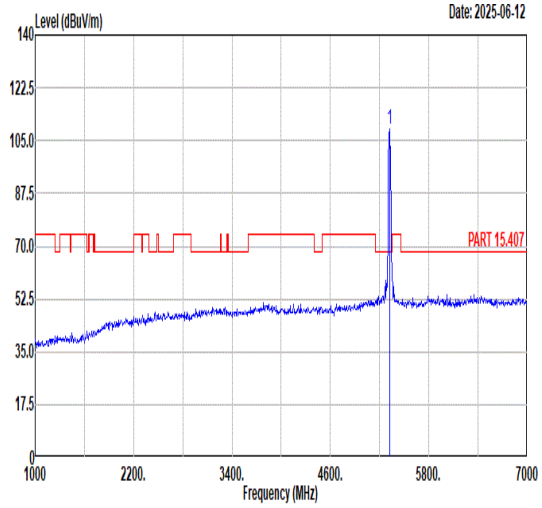 Freq Level Limit Line Margin Read Level Ant Factor Cable Loss Preamp Factor APos TPos Remark MHz dBuV/m dBuV/m dB dBuV dB/m dB dB cm deg 1 5320.00 108.97 ------ ------ 95.78 35.20 10.17 32.18 108 302 PEAK
Avg	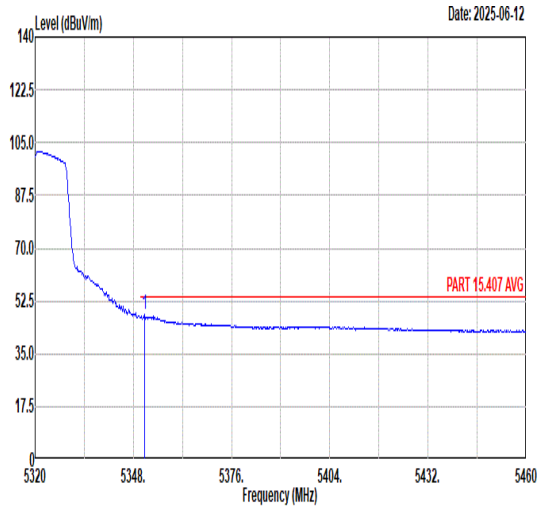 Freq Level Limit Line Margin Read Level Ant Factor Cable Loss Preamp Factor APos TPos Remark MHz dBuV/m dBuV/m dB dBuV dB/m dB dB cm deg 1 5351.22 47.84 54.00 -6.16 34.60 35.20 10.21 32.17 108 302 AVERAGE	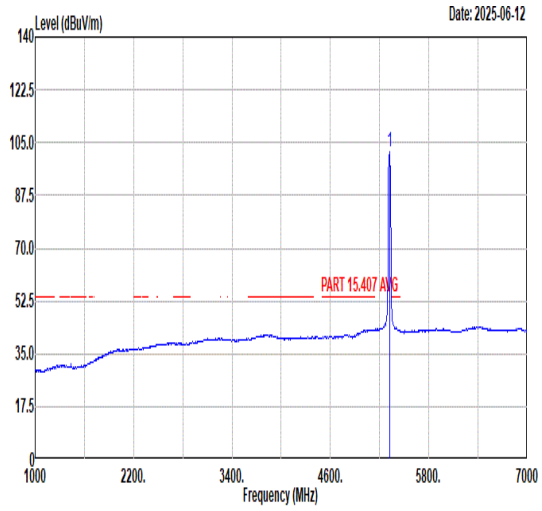 Freq Level Limit Line Margin Read Level Ant Factor Cable Loss Preamp Factor APos TPos Remark MHz dBuV/m dBuV/m dB dBuV dB/m dB dB cm deg 1 5320.00 101.74 ------ ------ 88.55 35.20 10.17 32.18 108 302 AVERAGE

Mode	15	
	Band Edge	
	U-NII-2A_5.25-5.35_802.11n HT20_CH64_Full_5320MHz	
ANT	8	
Pol.	Vertical	Fundamental
Peak	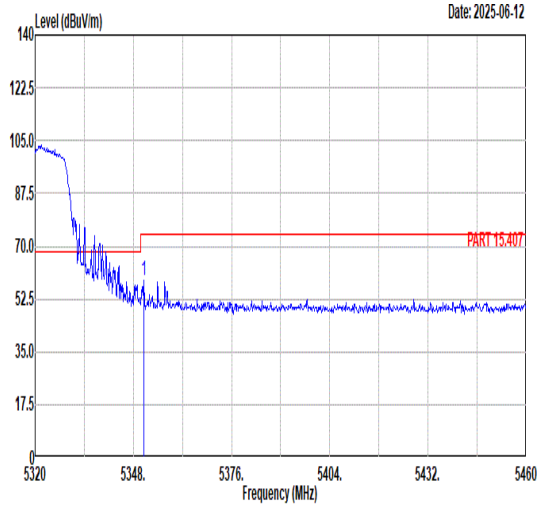 Freq Level Limit Line Margin Read Level Ant Factor Cable Loss Preamp Factor APos TPos Remark MHz dBuV/m dBuV/m dB dBuV dB/m dB dB cm deg 1 5350.94 58.50 74.00 -15.50 45.26 35.20 10.21 32.17 369 254 PEAK	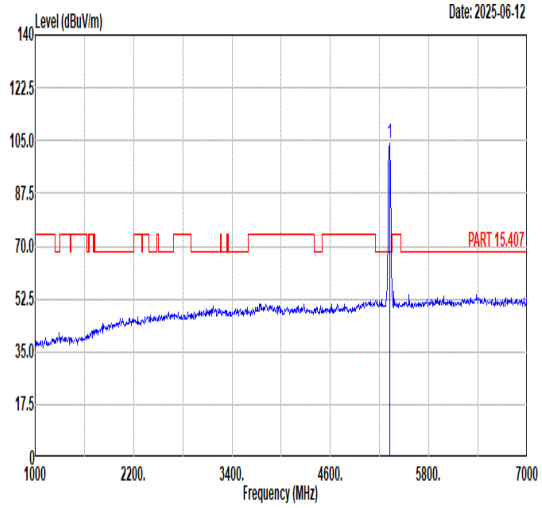 Freq Level Limit Line Margin Read Level Ant Factor Cable Loss Preamp Factor APos TPos Remark MHz dBuV/m dBuV/m dB dBuV dB/m dB dB cm deg 1 5320.00 103.93 ------ ------ 90.74 35.20 10.17 32.18 369 254 PEAK
Avg	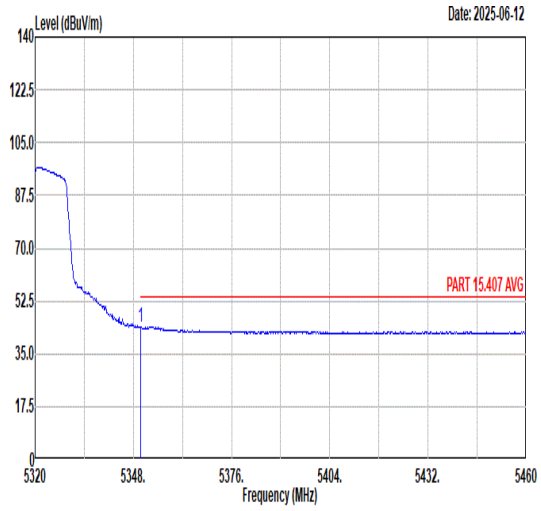 Freq Level Limit Line Margin Read Level Ant Factor Cable Loss Preamp Factor APos TPos Remark MHz dBuV/m dBuV/m dB dBuV dB/m dB dB cm deg 1 5350.10 43.89 54.00 -10.11 30.65 35.20 10.21 32.17 369 254 AVERAGE	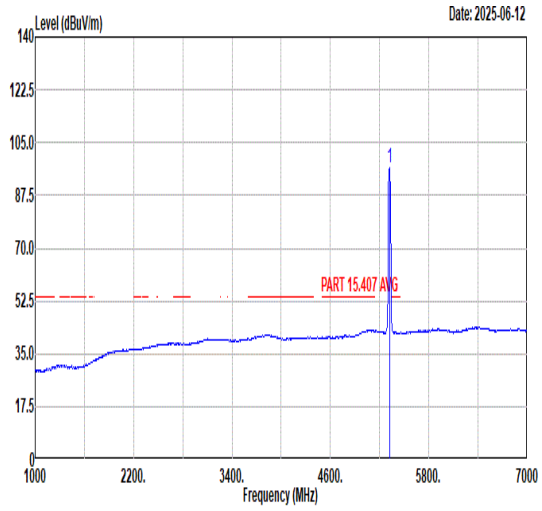 Freq Level Limit Line Margin Read Level Ant Factor Cable Loss Preamp Factor APos TPos Remark MHz dBuV/m dBuV/m dB dBuV dB/m dB dB cm deg 1 5320.00 96.52 ------ ------ 83.33 35.20 10.17 32.18 369 254 AVERAGE

Mode	15	
	Harmonic	
	U-NII-2A_5.25-5.35_802.11n HT20_CH64_Full_5320MHz	
ANT	8	
Pol.	Horizontal	Vertical
Peak Avg	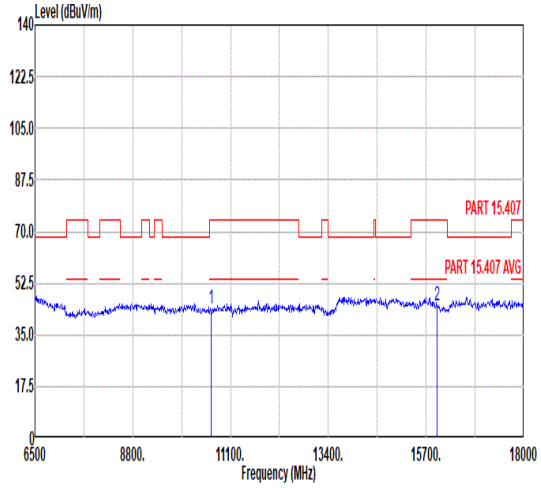 Freq Level Limit Line Margin Read Level Ant Factor Cable Loss Preamp Factor APos TPos Remark MHz dBuV/m dBuV/m dB dBuV dB/m dB dB cm deg 1 10640.00 44.04 74.00 -29.96 52.46 37.47 13.53 59.42 -- -- Peak 2 15960.00 44.80 74.00 -29.20 47.06 40.48 16.07 58.81 -- -- Peak	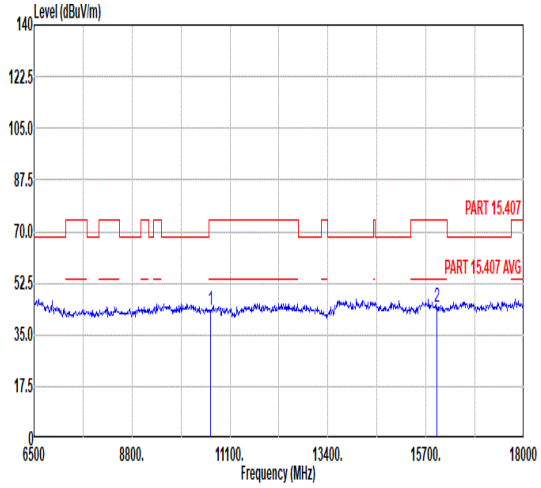 Freq Level Limit Line Margin Read Level Ant Factor Cable Loss Preamp Factor APos TPos Remark MHz dBuV/m dBuV/m dB dBuV dB/m dB dB cm deg 1 10640.00 43.15 74.00 -30.85 51.57 37.47 13.53 59.42 -- -- Peak 2 15960.00 44.25 74.00 -29.75 46.51 40.48 16.07 58.81 -- -- Peak

Mode	16	
	Band Edge	
	U-NII-2C_5.47-5.725_802.11n HT20_CH100_Full_5500MHz	
ANT	8	
Pol.	Horizontal	Fundamental
Peak	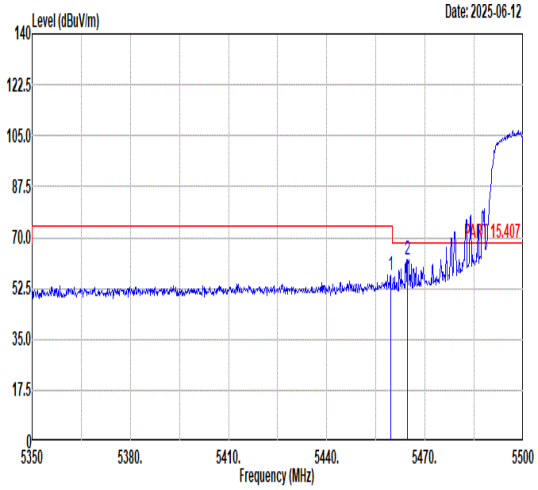 Freq Level Limit Line Margin Read Level Ant Factor Cable Loss Preamp Factor APos TPos Remark MHz dBuV/m dBuV/m dB dBuV dB/m dB dB cm deg 1 5459.50 57.31 74.00 -16.69 44.07 35.20 10.30 32.26 100 299 PEAK 2 5464.60 62.47 68.30 -5.83 49.23 35.20 10.30 32.26 100 299 PEAK	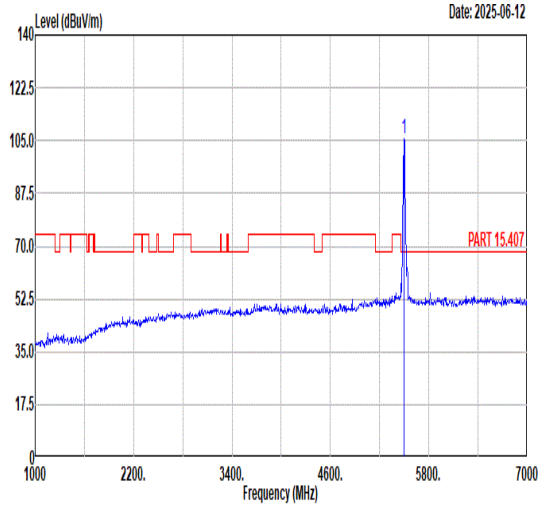 Freq Level Limit Line Margin Read Level Ant Factor Cable Loss Preamp Factor APos TPos Remark MHz dBuV/m dBuV/m dB dBuV dB/m dB dB cm deg 1 5500.00 105.74 ------ ------ 92.51 35.20 10.30 32.27 100 299 PEAK
Avg	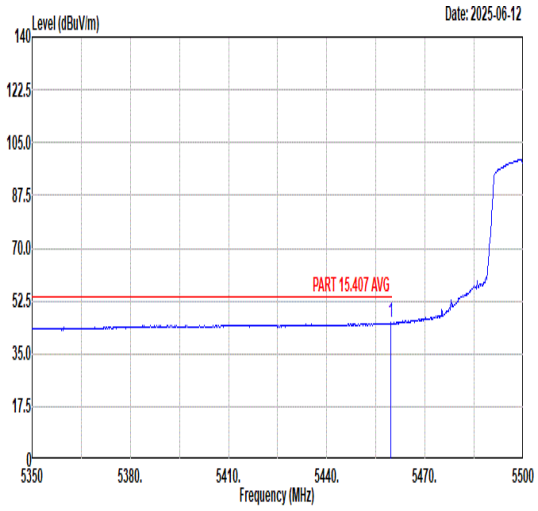 Freq Level Limit Line Margin Read Level Ant Factor Cable Loss Preamp Factor APos TPos Remark MHz dBuV/m dBuV/m dB dBuV dB/m dB dB cm deg 1 5459.50 45.22 54.00 -8.78 31.98 35.20 10.30 32.26 100 299 AVERAGE	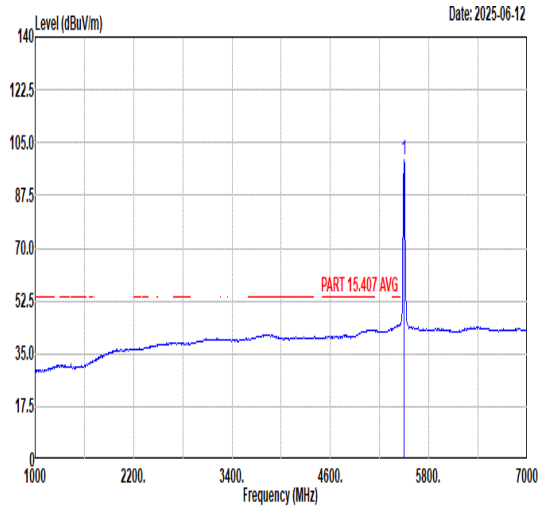 Freq Level Limit Line Margin Read Level Ant Factor Cable Loss Preamp Factor APos TPos Remark MHz dBuV/m dBuV/m dB dBuV dB/m dB dB cm deg 1 5500.00 99.22 ------ ------ 85.99 35.20 10.30 32.27 100 299 AVERAGE

Mode	16	
	Band Edge	
	U-NII-2C_5.47-5.725_802.11n HT20_CH100_Full_5500MHz	
ANT	8	
Pol.	Vertical	Fundamental
Peak	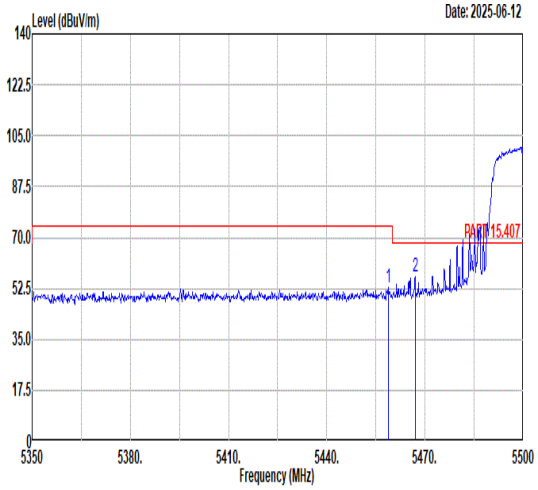 Freq Level Limit Line Margin Read Level Ant Factor Cable Loss Preamp Factor APos TPos Remark MHz dBuV/m dBuV/m dB dBuV dB/m dB dB cm deg 1 5458.90 53.01 74.00 -20.99 39.77 35.20 10.30 32.26 365 258 PEAK 2 5467.00 56.37 68.30 -11.93 43.13 35.20 10.30 32.26 365 258 PEAK	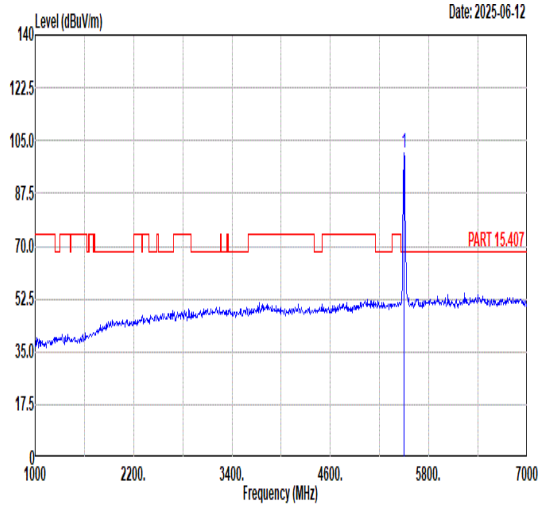 Freq Level Limit Line Margin Read Level Ant Factor Cable Loss Preamp Factor APos TPos Remark MHz dBuV/m dBuV/m dB dBuV dB/m dB dB cm deg 1 5500.00 100.87 ------ ------ 87.64 35.20 10.30 32.27 365 258 PEAK
Avg	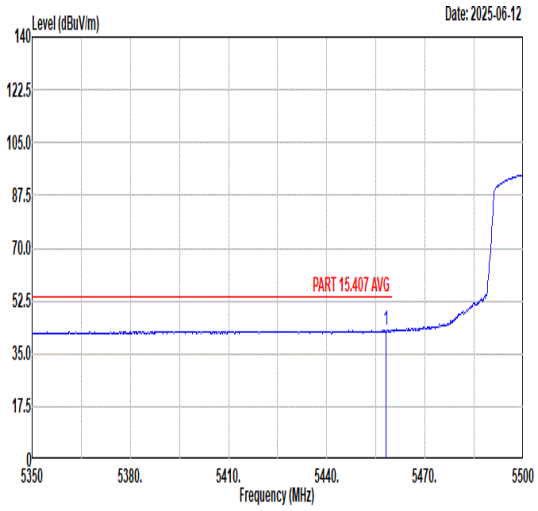 Freq Level Limit Line Margin Read Level Ant Factor Cable Loss Preamp Factor APos TPos Remark MHz dBuV/m dBuV/m dB dBuV dB/m dB dB cm deg 1 5458.00 42.76 54.00 -11.24 29.52 35.20 10.30 32.26 365 258 AVERAGE	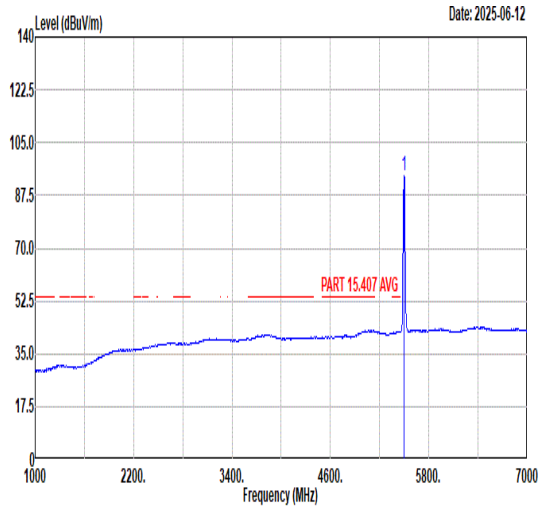 Freq Level Limit Line Margin Read Level Ant Factor Cable Loss Preamp Factor APos TPos Remark MHz dBuV/m dBuV/m dB dBuV dB/m dB dB cm deg 1 5500.00 94.16 ------ ------ 80.93 35.20 10.30 32.27 365 258 AVERAGE

Mode	16	
	Harmonic	
	U-NII-2C_5.47-5.725_802.11n HT20_CH100_Full_5500MHz	
ANT	8	
Pol.	Horizontal	Vertical
Peak Avg	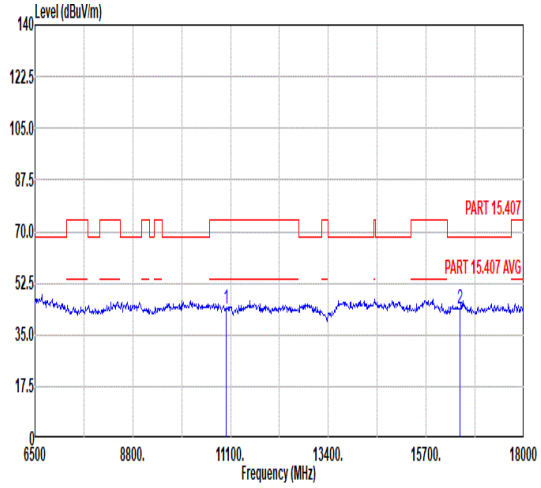 Freq Level Limit Line Margin Read Level Ant Factor Cable Loss Preamp Factor APos TPos Remark MHz dBuV/m dBuV/m dB dBuV dB/m dB dB cm deg 1 11000.00 44.05 74.00 -29.95 51.24 37.90 13.61 58.70 -- -- Peak 2 16500.00 43.76 68.30 -24.54 44.24 41.29 16.43 58.20 -- -- Peak	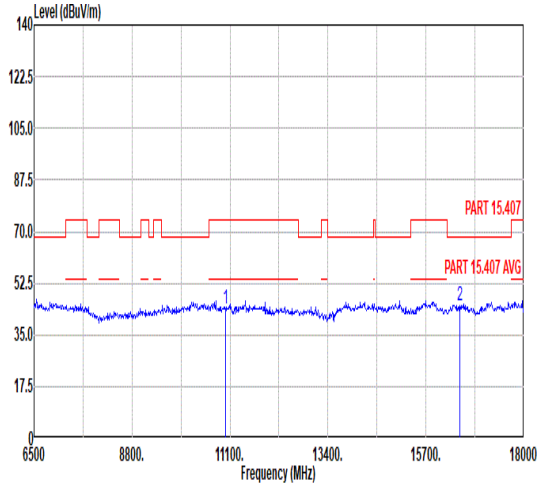 Freq Level Limit Line Margin Read Level Ant Factor Cable Loss Preamp Factor APos TPos Remark MHz dBuV/m dBuV/m dB dBuV dB/m dB dB cm deg 1 11000.00 43.86 74.00 -30.14 51.05 37.90 13.61 58.70 -- -- Peak 2 16500.00 45.11 68.30 -23.19 45.59 41.29 16.43 58.20 -- -- Peak

Mode	17	
	Harmonic	
	U-NII-2C_5.47-5.725_802.11n HT20_CH116_Full_5580MHz	
ANT	8	
Pol.	Horizontal	Vertical
Peak Avg	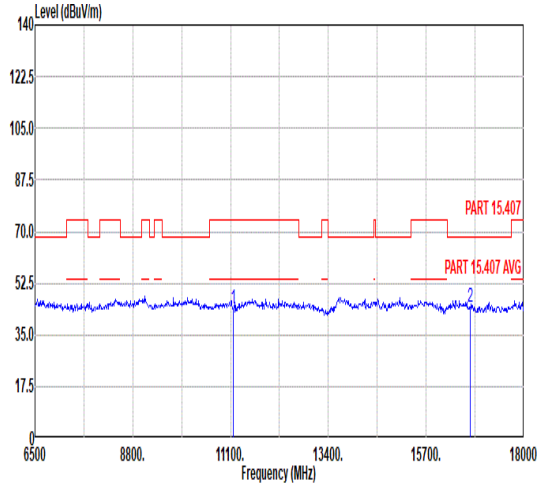 Freq Level Limit Line Margin Read Level Ant Factor Cable Loss Preamp Factor APos TPos Remark MHz dBuV/m dBuV/m dB dBuV dB/m dB dB cm deg 1 11160.00 43.90 74.00 -30.10 50.52 38.06 13.73 58.41 -- -- Peak 2 16740.00 44.34 68.30 -23.96 43.85 41.92 16.58 58.01 -- -- Peak	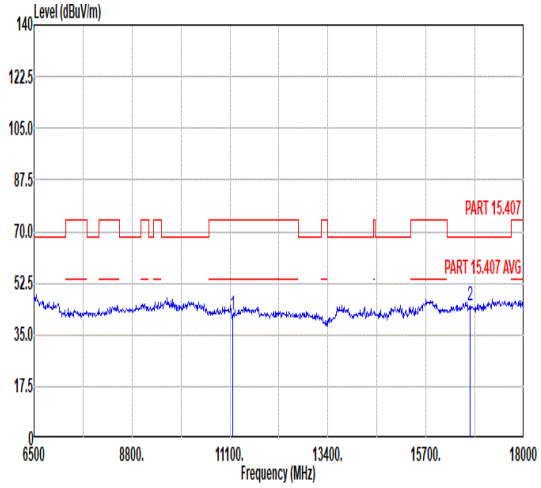 Freq Level Limit Line Margin Read Level Ant Factor Cable Loss Preamp Factor APos TPos Remark MHz dBuV/m dBuV/m dB dBuV dB/m dB dB cm deg 1 11160.00 41.79 74.00 -32.21 48.41 38.06 13.73 58.41 -- -- Peak 2 16740.00 44.79 68.30 -23.51 44.30 41.92 16.58 58.01 -- -- Peak

Mode	18	
	Band Edge	
	U-NII-2C_5.47-5.725_802.11n HT20_CH140_Full_5700MHz	
ANT	8	
Pol.	Horizontal	Fundamental
Peak	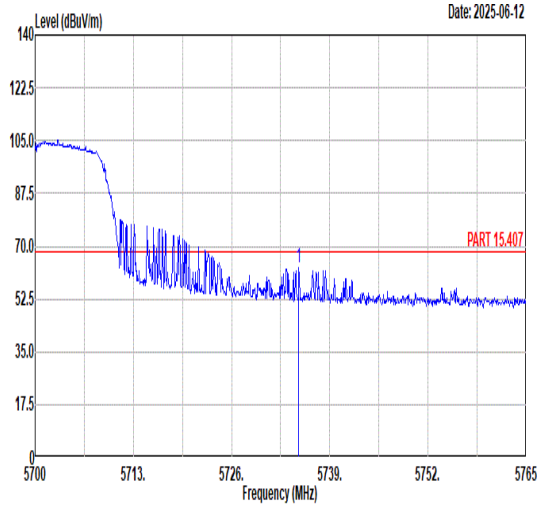 Freq Level Limit Line Margin Read Level Ant Factor Cable Loss Preamp Factor APos TPos Remark MHz dBuV/m dBuV/m dB dBuV dB/m dB dB cm deg 1 5734.91 63.07 68.30 -5.23 49.47 35.58 10.38 32.36 100 296 PEAK	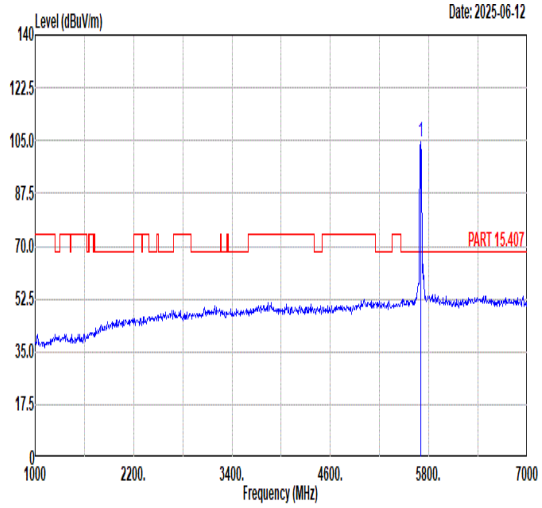 Freq Level Limit Line Margin Read Level Ant Factor Cable Loss Preamp Factor APos TPos Remark MHz dBuV/m dBuV/m dB dBuV dB/m dB dB cm deg 1 5700.00 104.80 ------ ------ 91.28 35.51 10.36 32.35 100 296 PEAK
Avg	Blank	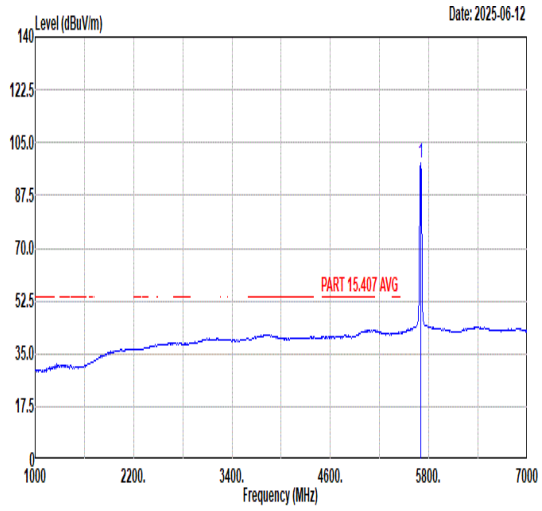 Freq Level Limit Line Margin Read Level Ant Factor Cable Loss Preamp Factor APos TPos Remark MHz dBuV/m dBuV/m dB dBuV dB/m dB dB cm deg 1 5700.00 98.42 ------ ------ 84.90 35.51 10.36 32.35 100 296 AVERAGE

Mode	18	
	Band Edge	
	U-NII-2C_5.47-5.725_802.11n HT20_CH140_Full_5700MHz	
ANT	8	
Pol.	Vertical	Fundamental
Peak	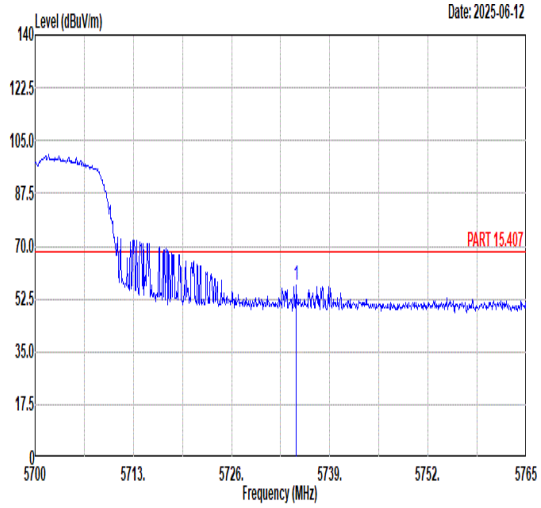 Freq Level Limit Line Margin Read Level Ant Factor Cable Loss Preamp Factor APos TPos Remark MHz dBuV/m dBuV/m dB dBuV dB/m dB dB cm deg 1 5734.58 56.88 68.30 -11.42 43.28 35.58 10.38 32.36 358 248 PEAK	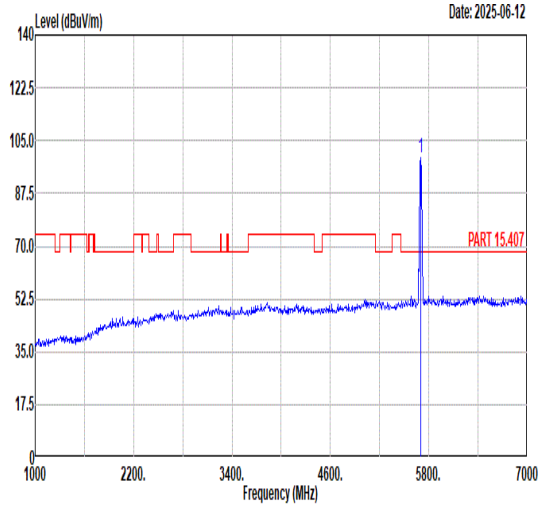 Freq Level Limit Line Margin Read Level Ant Factor Cable Loss Preamp Factor APos TPos Remark MHz dBuV/m dBuV/m dB dBuV dB/m dB dB cm deg 1 5700.00 99.31 ------ ------ 85.79 35.51 10.36 32.35 358 248 PEAK
Avg	Blank	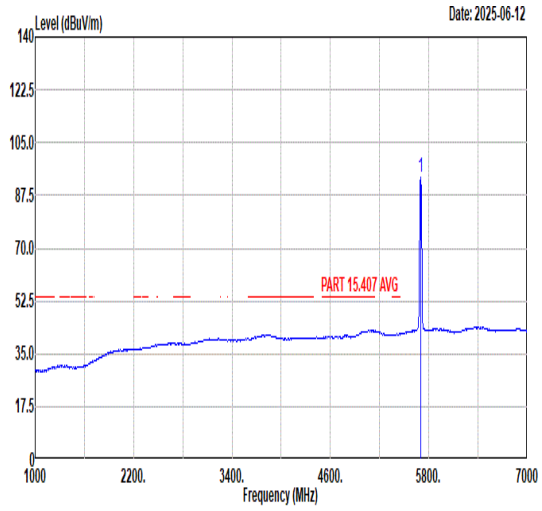 Freq Level Limit Line Margin Read Level Ant Factor Cable Loss Preamp Factor APos TPos Remark MHz dBuV/m dBuV/m dB dBuV dB/m dB dB cm deg 1 5700.00 93.33 ------ ------ 79.81 35.51 10.36 32.35 358 248 AVERAGE

Mode	18	
	Harmonic	
	U-NII-2C_5.47-5.725_802.11n HT20_CH140_Full_5700MHz	
ANT	8	
Pol.	Horizontal	Vertical
Peak Avg	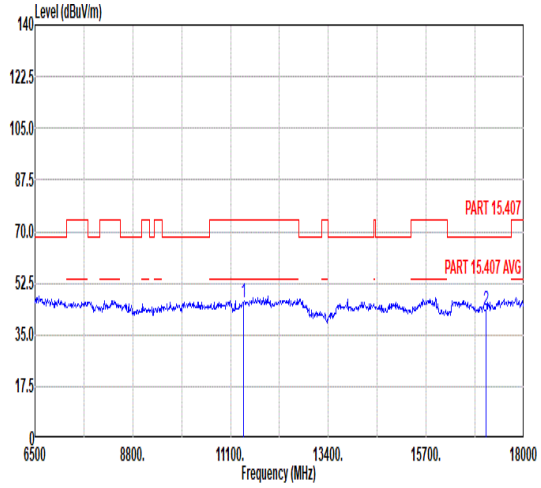 Freq Level Limit Line Margin Read Level Ant Factor Cable Loss Preamp Factor APos TPos Remark MHz dBuV/m dBuV/m dB dBuV dB/m dB dB cm deg 1 11400.00 45.99 74.00 -28.01 51.75 38.30 13.92 57.98 -- -- Peak 2 17100.00 43.45 68.30 -24.85 42.01 42.54 16.76 57.86 -- -- Peak	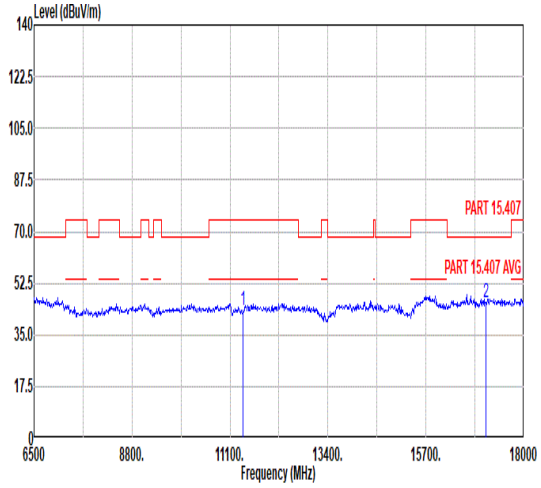 Freq Level Limit Line Margin Read Level Ant Factor Cable Loss Preamp Factor APos TPos Remark MHz dBuV/m dBuV/m dB dBuV dB/m dB dB cm deg 1 11400.00 43.52 74.00 -30.48 49.28 38.30 13.92 57.98 -- -- Peak 2 17100.00 45.98 68.30 -22.32 44.54 42.54 16.76 57.86 -- -- Peak

Mode	19	
	Band Edge - L	
	U-NII-1_5.15-5.25_802.11n HT40_CH38_Full_5190MHz	
ANT	8	
Pol.	Horizontal	Fundamental
Peak	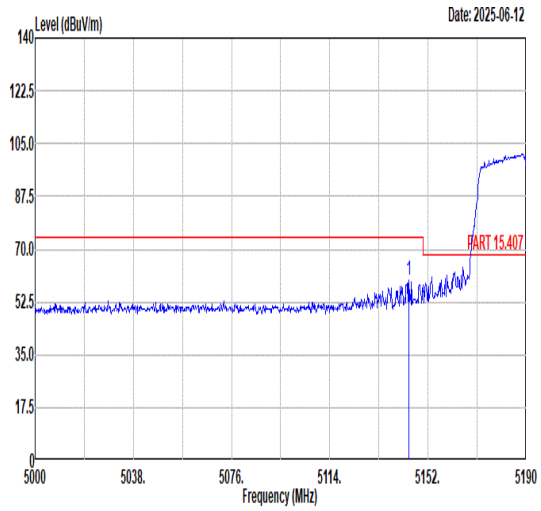 Freq Level Limit Line Margin Read Level Ant Factor Cable Loss Preamp Factor APos TPos Remark MHz dBuV/m dBuV/m dB dBuV dB/m dB dB cm deg 1 5144.59 59.83 74.00 -14.17 47.18 34.95 9.95 32.25 104 304 PEAK	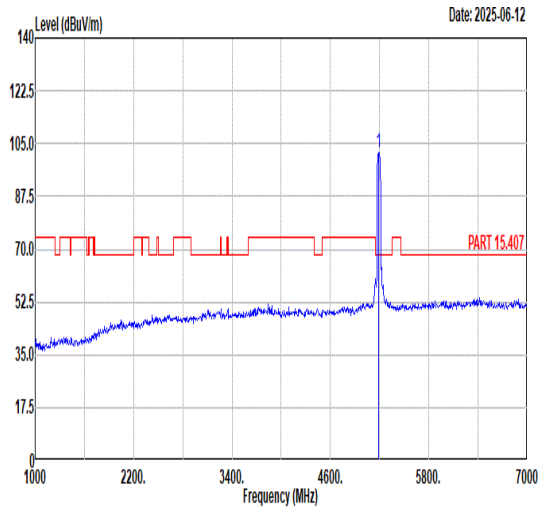 Freq Level Limit Line Margin Read Level Ant Factor Cable Loss Preamp Factor APos TPos Remark MHz dBuV/m dBuV/m dB dBuV dB/m dB dB cm deg 1 5190.00 101.93 ------ ------ 89.17 34.99 9.98 32.21 104 304 PEAK
Avg	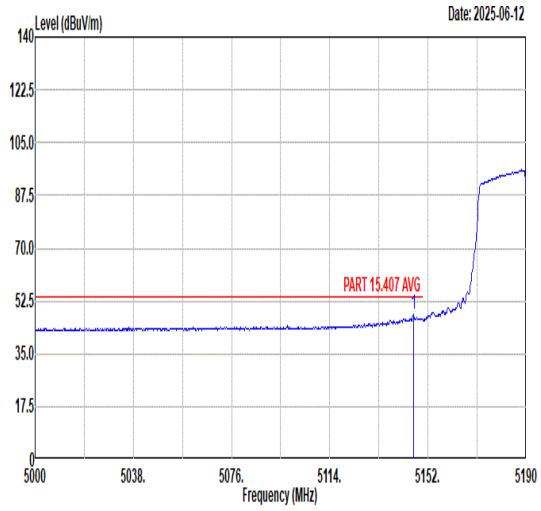 Freq Level Limit Line Margin Read Level Ant Factor Cable Loss Preamp Factor APos TPos Remark MHz dBuV/m dBuV/m dB dBuV dB/m dB dB cm deg 1 5146.49 48.13 54.00 -5.87 35.48 34.95 9.95 32.25 104 304 AVERAGE	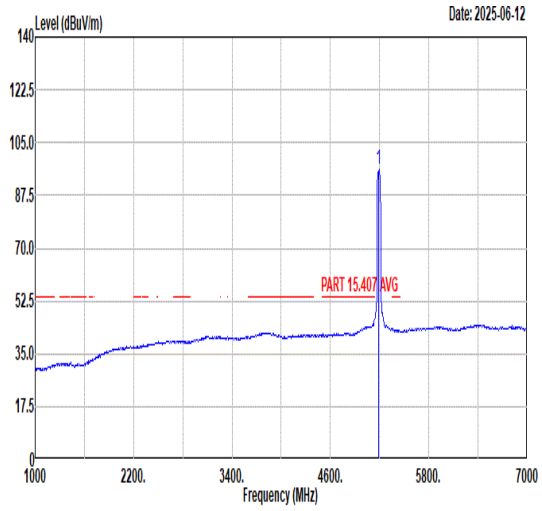 Freq Level Limit Line Margin Read Level Ant Factor Cable Loss Preamp Factor APos TPos Remark MHz dBuV/m dBuV/m dB dBuV dB/m dB dB cm deg 1 5190.00 96.05 ------ ------ 83.26 35.00 9.99 32.20 104 304 AVERAGE

Mode	19	
	Band Edge - R	
	U-NII-1_5.15-5.25_802.11n HT40_CH38_Full_5190MHz	
ANT	8	
Pol.	Horizontal	Fundamental
Peak	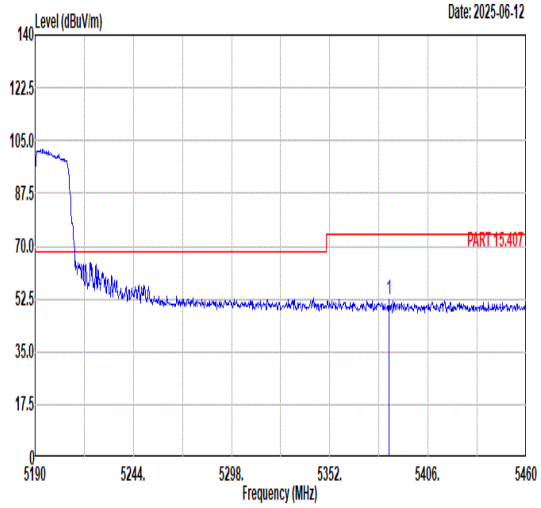 Freq Level Limit Line Margin Read Level Ant Factor Cable Loss Preamp Factor APos TPos Remark MHz dBuV/m dBuV/m dB dBuV dB/m dB dB cm deg 1 5384.40 52.50 74.00 -21.50 39.22 35.20 10.26 32.18 104 304 PEAK	Blank
Avg	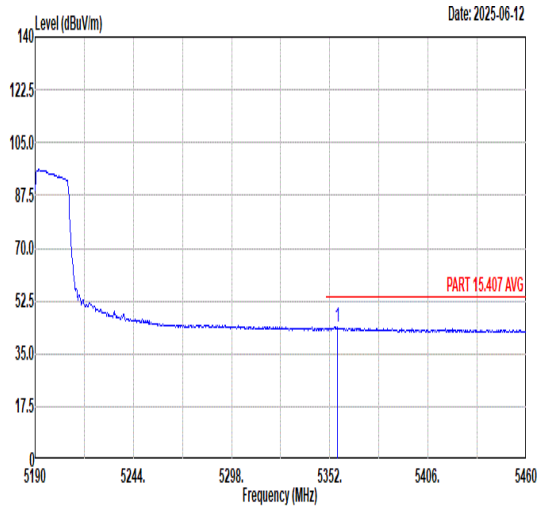 Freq Level Limit Line Margin Read Level Ant Factor Cable Loss Preamp Factor APos TPos Remark MHz dBuV/m dBuV/m dB dBuV dB/m dB dB cm deg 1 5356.05 43.66 54.00 -10.34 30.41 35.20 10.22 32.17 104 304 AVERAGE	Blank

Mode	19	
	Band Edge - L	
	U-NII-1_5.15-5.25_802.11n HT40_CH38_Full_5190MHz	
ANT	8	
Pol.	Vertical	Fundamental
Peak	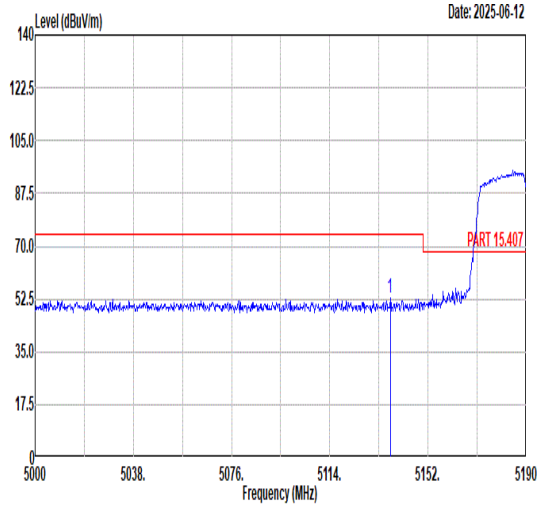 Freq Level Limit Line Margin Read Level Ant Factor Cable Loss Preamp Factor APos TPos Remark MHz dBuV/m dBuV/m dB dBuV dB/m dB dB cm deg 1 5137.37 52.90 74.00 -21.10 40.26 34.94 9.95 32.25 390 272 PEAK	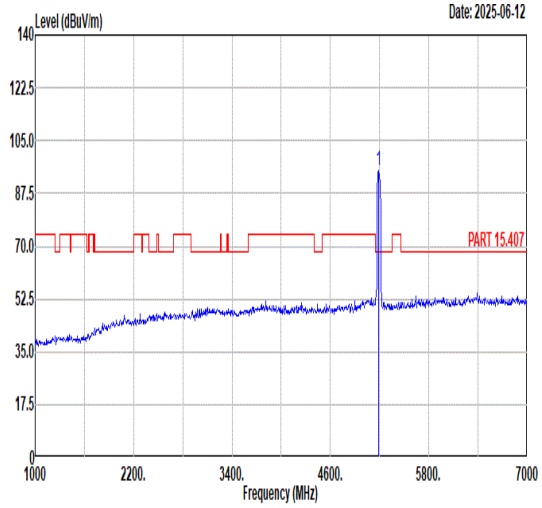 Freq Level Limit Line Margin Read Level Ant Factor Cable Loss Preamp Factor APos TPos Remark MHz dBuV/m dBuV/m dB dBuV dB/m dB dB cm deg 1 5190.00 95.00 ------ ------ 82.24 34.99 9.98 32.21 390 272 PEAK
Avg	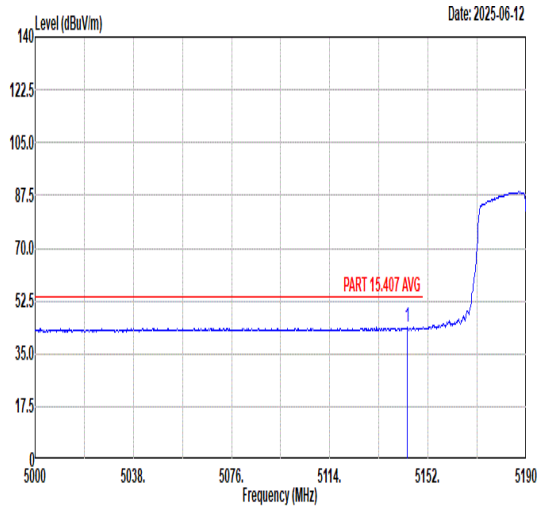 Freq Level Limit Line Margin Read Level Ant Factor Cable Loss Preamp Factor APos TPos Remark MHz dBuV/m dBuV/m dB dBuV dB/m dB dB cm deg 1 5144.02 43.62 54.00 -10.38 30.97 34.95 9.95 32.25 390 272 AVERAGE	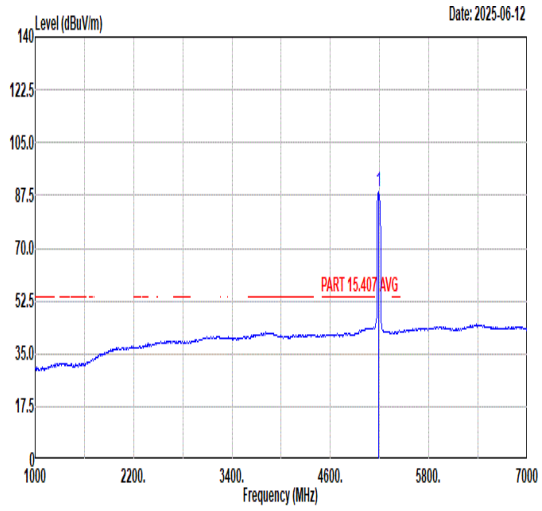 Freq Level Limit Line Margin Read Level Ant Factor Cable Loss Preamp Factor APos TPos Remark MHz dBuV/m dBuV/m dB dBuV dB/m dB dB cm deg 1 5190.00 88.66 ------ ------ 75.90 34.99 9.98 32.21 390 272 AVERAGE

Mode	19	
	Band Edge - R	
	U-NII-1_5.15-5.25_802.11n HT40_CH38_Full_5190MHz	
ANT	8	
Pol.	Vertical	Fundamental
Peak	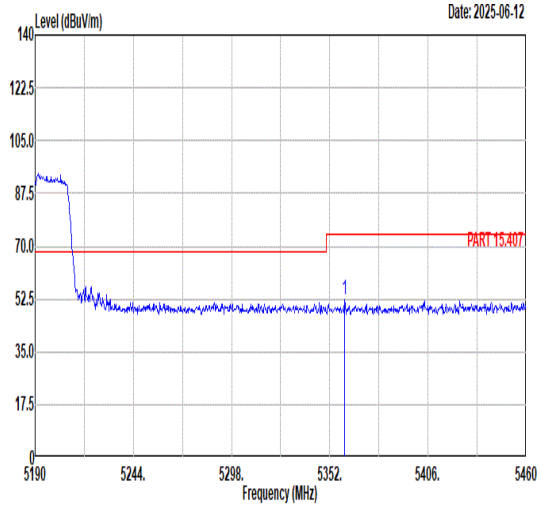 Freq Level Limit Line Margin Read Level Ant Factor Cable Loss Preamp Factor APos TPos Remark MHz dBuV/m dBuV/m dB dBuV dB/m dB dB cm deg 1 5360.10 52.53 74.00 -21.47 39.27 35.20 10.23 32.17 390 272 PEAK	Blank
Avg	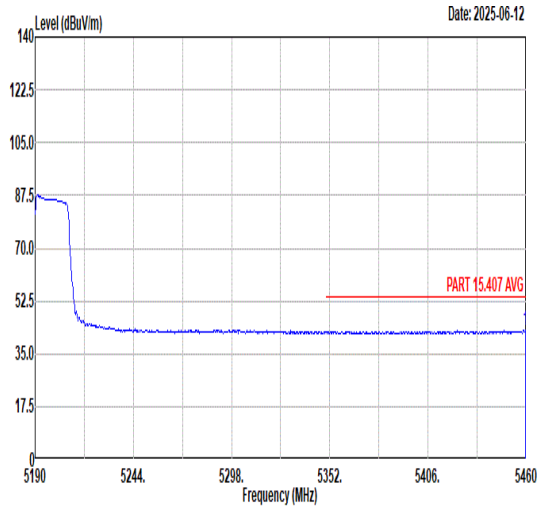 Freq Level Limit Line Margin Read Level Ant Factor Cable Loss Preamp Factor APos TPos Remark MHz dBuV/m dBuV/m dB dBuV dB/m dB dB cm deg 1 5459.73 42.88 54.00 -11.12 29.64 35.20 10.30 32.26 390 272 AVERAGE	Blank

Mode	20	
	Band Edge - L	
	U-NII-1_5.15-5.25_802.11n HT40_CH46_Full_5230MHz	
ANT	8	
Pol.	Horizontal	Fundamental
Peak	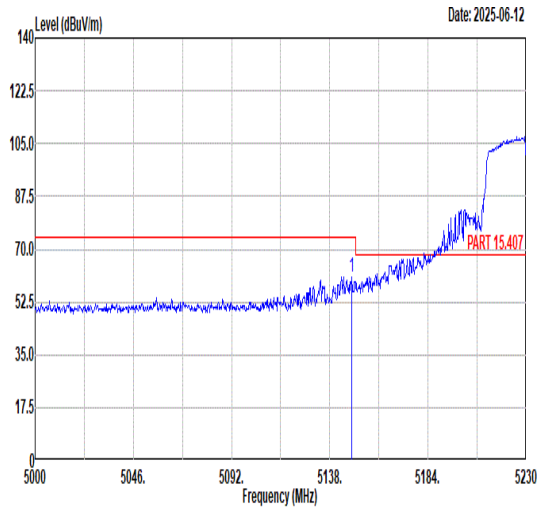 Freq Level Limit Line Margin Read Level Ant Factor Cable Loss Preamp Factor APos TPos Remark MHz dBuV/m dBuV/m dB dBuV dB/m dB dB cm deg 1 5148.35 60.77 74.00 -13.23 48.11 34.95 9.96 32.25 104 303 PEAK	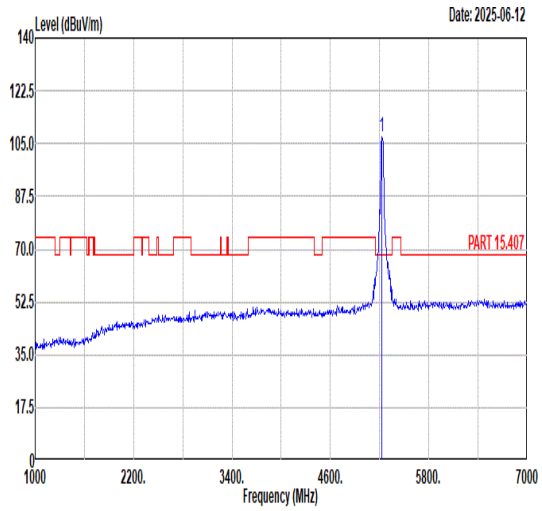 Freq Level Limit Line Margin Read Level Ant Factor Cable Loss Preamp Factor APos TPos Remark MHz dBuV/m dBuV/m dB dBuV dB/m dB dB cm deg 1 5230.00 107.01 ------ ------ 94.11 35.06 10.04 32.20 104 303 PEAK
Avg	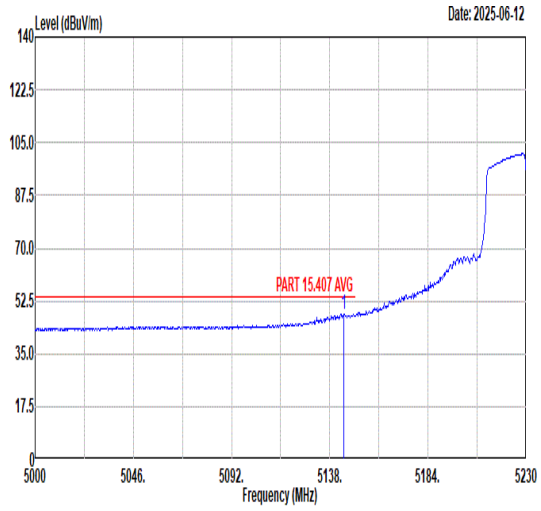 Freq Level Limit Line Margin Read Level Ant Factor Cable Loss Preamp Factor APos TPos Remark MHz dBuV/m dBuV/m dB dBuV dB/m dB dB cm deg 1 5144.67 48.14 54.00 -5.86 35.49 34.95 9.95 32.25 104 303 AVERAGE	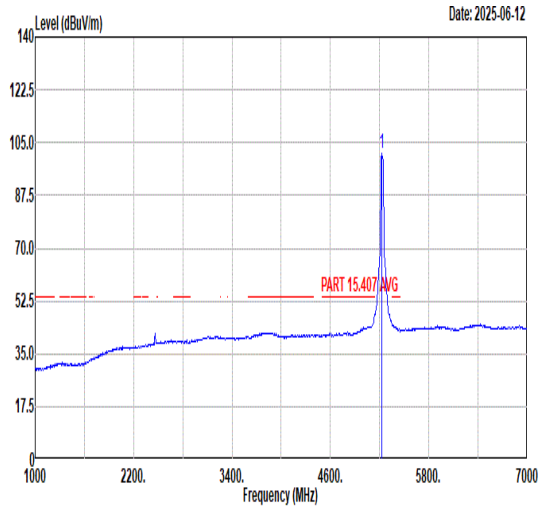 Freq Level Limit Line Margin Read Level Ant Factor Cable Loss Preamp Factor APos TPos Remark MHz dBuV/m dBuV/m dB dBuV dB/m dB dB cm deg 1 5230.00 101.21 ------ ------ 88.31 35.06 10.04 32.20 104 303 AVERAGE

Mode	20	
	Band Edge - R	
	U-NII-1_5.15-5.25_802.11n HT40_CH46_Full_5230MHz	
ANT	8	
Pol.	Horizontal	Fundamental
Peak	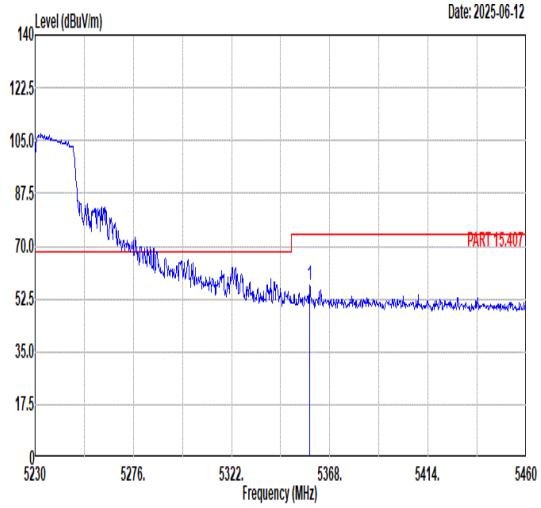 Freq Level Limit Line Margin Read Level Ant Factor Cable Loss Preamp Factor APos TPos Remark MHz dBuV/m dBuV/m dB dBuV dB/m dB dB cm deg 1 5358.57 57.21 74.00 -16.79 43.96 35.20 10.22 32.17 104 303 PEAK	Blank
Avg	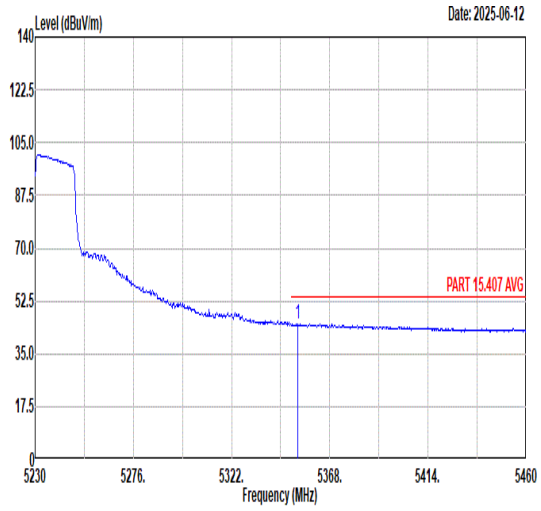 Freq Level Limit Line Margin Read Level Ant Factor Cable Loss Preamp Factor APos TPos Remark MHz dBuV/m dBuV/m dB dBuV dB/m dB dB cm deg 1 5353.05 44.94 54.00 -9.06 31.69 35.20 10.22 32.17 104 303 AVERAGE	Blank

Mode	20
	Band Edge - L
	U-NII-1_5.15-5.25_802.11n HT40_CH46_Full_5230MHz
ANT	8

Pol.	Vertical	Fundamental
Peak	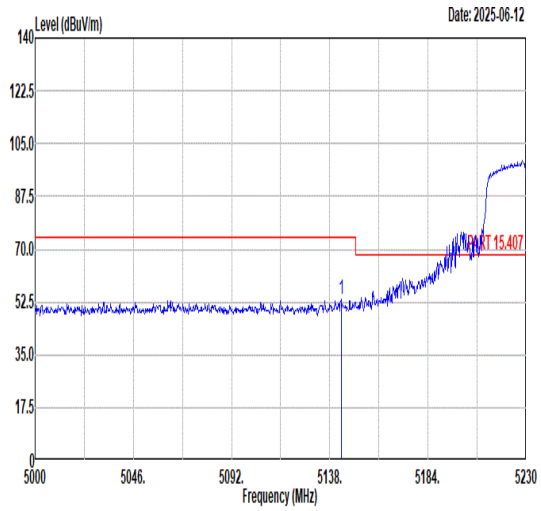 Freq Level Limit Line Margin Read Level Ant Factor Cable Loss Preamp Factor APos TPos Remark MHz dBuV/m dBuV/m dB dBuV dB/m dB dB cm deg 1 5143.29 53.14 74.00 -20.86 40.49 34.95 9.95 32.25 345 271 PEAK	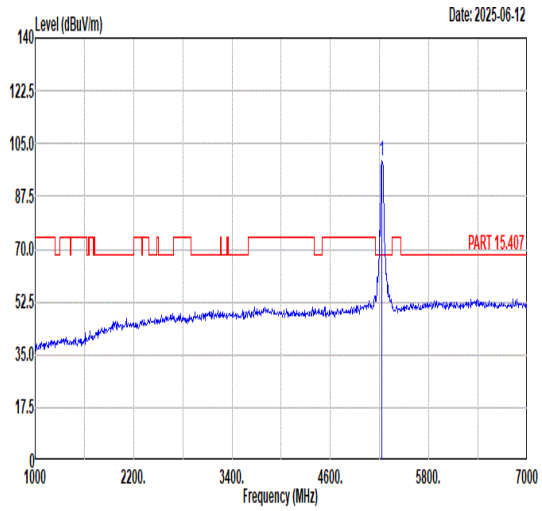 Freq Level Limit Line Margin Read Level Ant Factor Cable Loss Preamp Factor APos TPos Remark MHz dBuV/m dBuV/m dB dBuV dB/m dB dB cm deg 1 5230.00 99.14 ------ ------ 86.24 35.06 10.04 32.20 345 271 PEAK
Avg	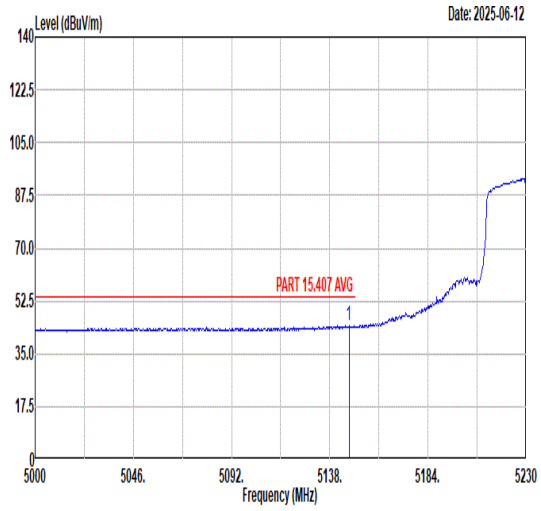 Freq Level Limit Line Margin Read Level Ant Factor Cable Loss Preamp Factor APos TPos Remark MHz dBuV/m dBuV/m dB dBuV dB/m dB dB cm deg 1 5146.97 44.24 54.00 -9.76 31.59 34.95 9.95 32.25 345 271 AVERAGE	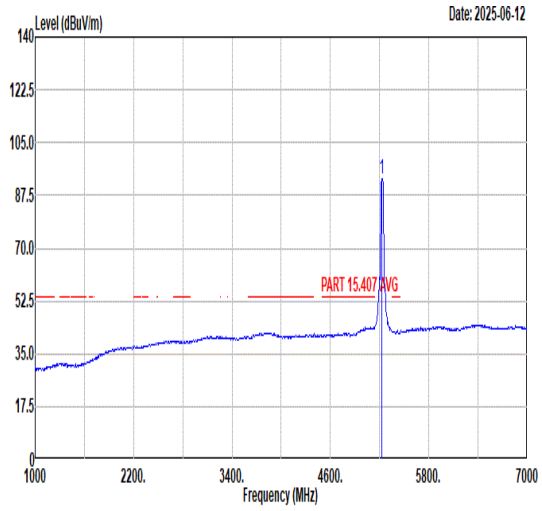 Freq Level Limit Line Margin Read Level Ant Factor Cable Loss Preamp Factor APos TPos Remark MHz dBuV/m dBuV/m dB dBuV dB/m dB dB cm deg 1 5230.00 93.19 ------ ------ 80.29 35.06 10.04 32.20 345 271 AVERAGE

Mode	20	
	Band Edge - R	
	U-NII-1_5.15-5.25_802.11n HT40_CH46_Full_5230MHz	
ANT	8	
Pol.	Vertical	Fundamental
Peak	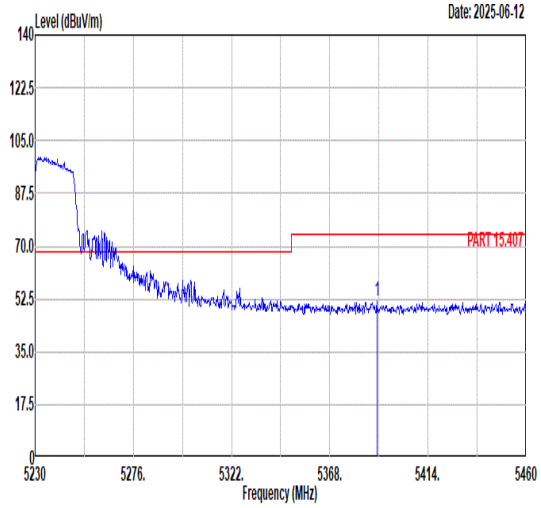 Freq Level Limit Line Margin Read Level Ant Factor Cable Loss Preamp Factor APos TPos Remark MHz dBuV/m dBuV/m dB dBuV dB/m dB dB cm deg 1 5390.08 52.01 74.00 -21.99 38.72 35.20 10.27 32.18 345 271 PEAK	Blank
Avg	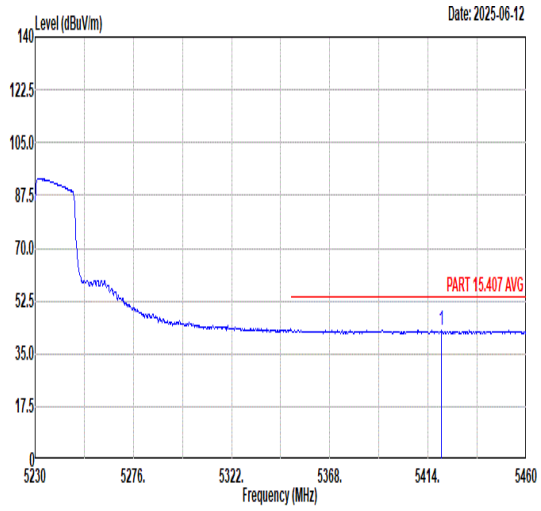 Freq Level Limit Line Margin Read Level Ant Factor Cable Loss Preamp Factor APos TPos Remark MHz dBuV/m dBuV/m dB dBuV dB/m dB dB cm deg 1 5420.21 42.96 54.00 -11.04 29.68 35.20 10.29 32.21 345 271 AVERAGE	Blank

Mode	21
	Band Edge - L
	U-NII-2A_5.25-5.35_802.11n HT40_CH54_Full_5270MHz
ANT	8

Pol.	Horizontal	Fundamental
Peak	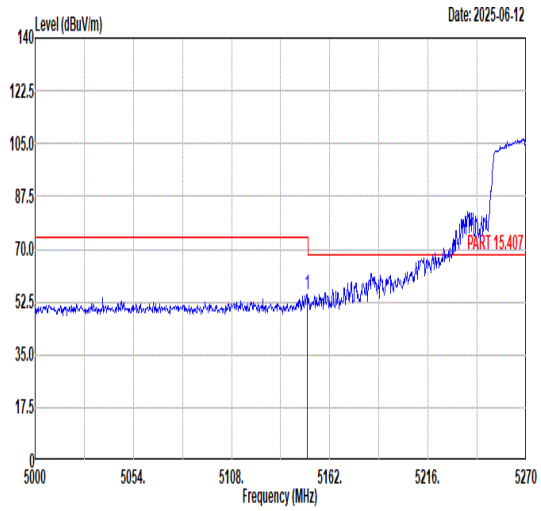 Freq Level Limit Line Margin Read Level Ant Factor Cable Loss Preamp Factor APos TPos Remark MHz dBuV/m dBuV/m dB dBuV dB/m dB dB cm deg 1 5149.58 54.82 74.00 -19.18 42.16 34.95 9.96 32.25 100 300 PEAK	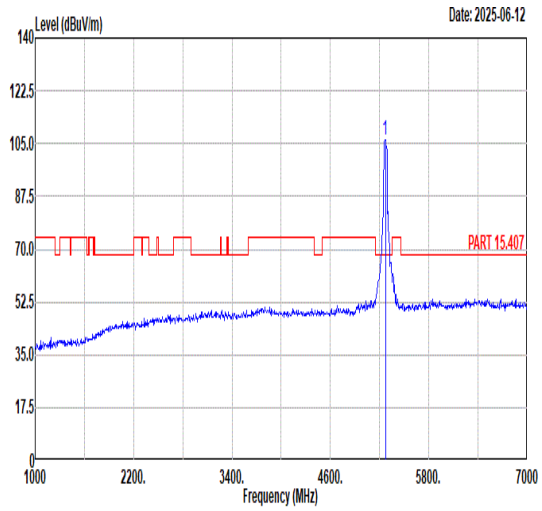 Freq Level Limit Line Margin Read Level Ant Factor Cable Loss Preamp Factor APos TPos Remark MHz dBuV/m dBuV/m dB dBuV dB/m dB dB cm deg 1 5270.00 106.38 ------ ------ 93.35 35.13 10.09 32.19 100 300 PEAK
Avg	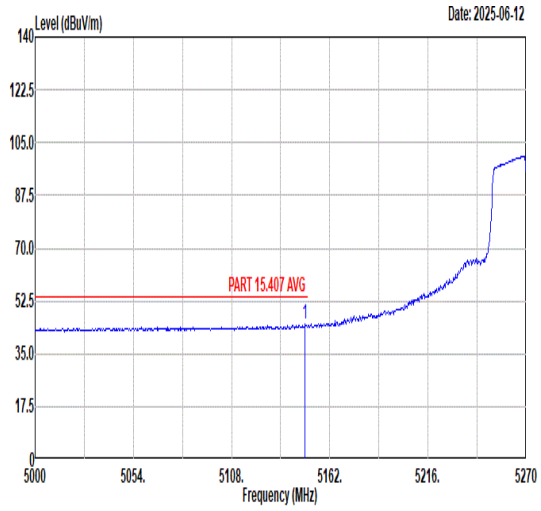 Freq Level Limit Line Margin Read Level Ant Factor Cable Loss Preamp Factor APos TPos Remark MHz dBuV/m dBuV/m dB dBuV dB/m dB dB cm deg 1 5148.50 44.87 54.00 -9.13 32.21 34.95 9.96 32.25 100 300 AVERAGE	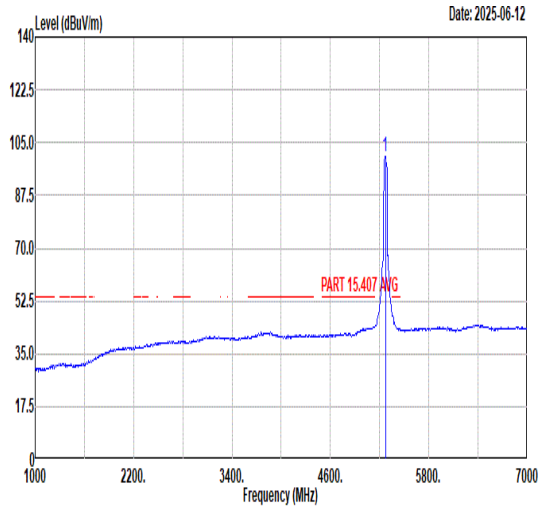 Freq Level Limit Line Margin Read Level Ant Factor Cable Loss Preamp Factor APos TPos Remark MHz dBuV/m dBuV/m dB dBuV dB/m dB dB cm deg 1 5270.00 100.25 ------ ------ 87.22 35.13 10.09 32.19 100 300 AVERAGE

Mode	21	
	Band Edge - R	
	U-NII-2A_5.25-5.35_802.11n HT40_CH54_Full_5270MHz	
ANT	8	
Pol.	Horizontal	Fundamental
Peak	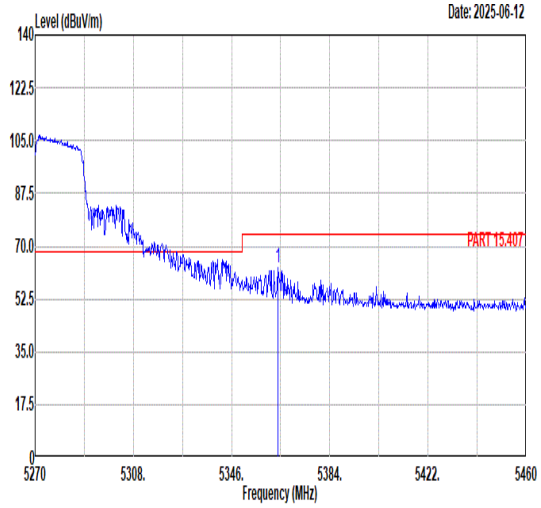 Freq Level Limit Line Margin Read Level Ant Factor Cable Loss Preamp Factor APos TPos Remark MHz dBuV/m dBuV/m dB dBuV dB/m dB dB cm deg 1 5363.86 62.79 74.00 -11.21 49.53 35.20 10.23 32.17 100 300 PEAK	Blank
Avg	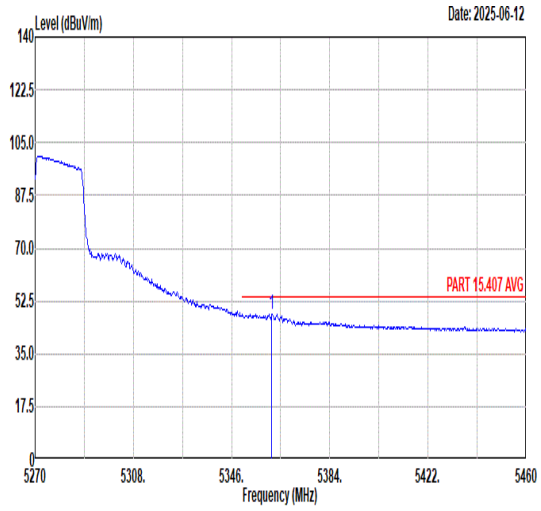 Freq Level Limit Line Margin Read Level Ant Factor Cable Loss Preamp Factor APos TPos Remark MHz dBuV/m dBuV/m dB dBuV dB/m dB dB cm deg 1 5361.58 48.05 54.00 -5.95 34.79 35.20 10.23 32.17 100 300 AVERAGE	Blank

Mode	21
	Band Edge - L
	U-NII-2A_5.25-5.35_802.11n HT40_CH54_Full_5270MHz
ANT	8

Pol.	Vertical	Fundamental
Peak	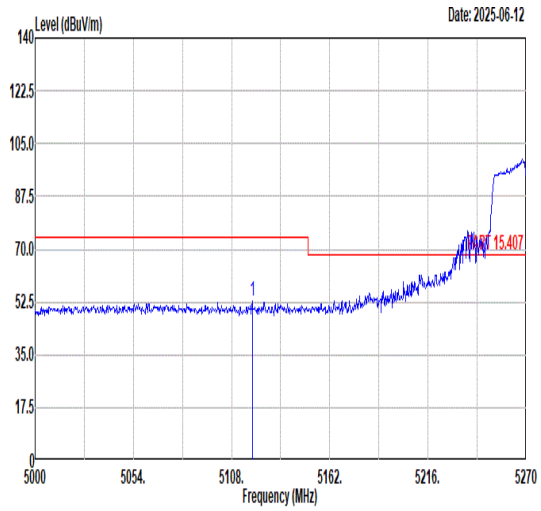 Freq Level Limit Line Margin Read Level Ant Factor Cable Loss Preamp Factor APos TPos Remark MHz dBuV/m dBuV/m dB dBuV dB/m dB dB cm deg 1 5119.34 52.67 74.00 -21.33 40.06 34.92 9.94 32.25 387 264 PEAK	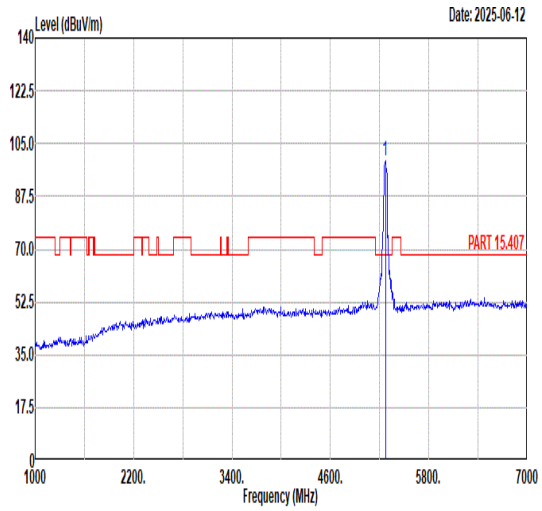 Freq Level Limit Line Margin Read Level Ant Factor Cable Loss Preamp Factor APos TPos Remark MHz dBuV/m dBuV/m dB dBuV dB/m dB dB cm deg 1 5270.00 99.57 ------ ------ 86.52 35.14 10.10 32.19 387 264 PEAK
Avg	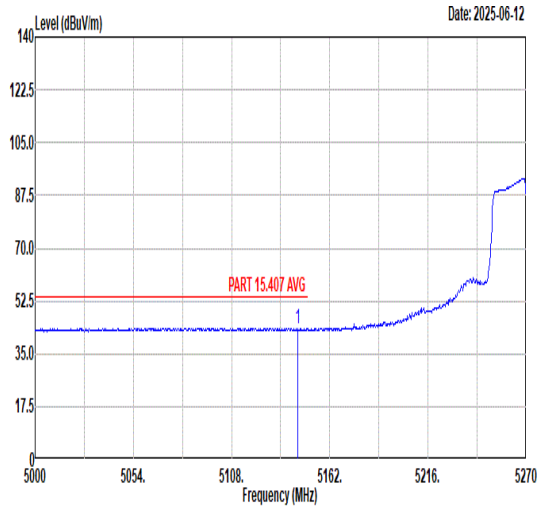 Freq Level Limit Line Margin Read Level Ant Factor Cable Loss Preamp Factor APos TPos Remark MHz dBuV/m dBuV/m dB dBuV dB/m dB dB cm deg 1 5144.18 43.47 54.00 -10.53 30.82 34.95 9.95 32.25 387 264 AVERAGE	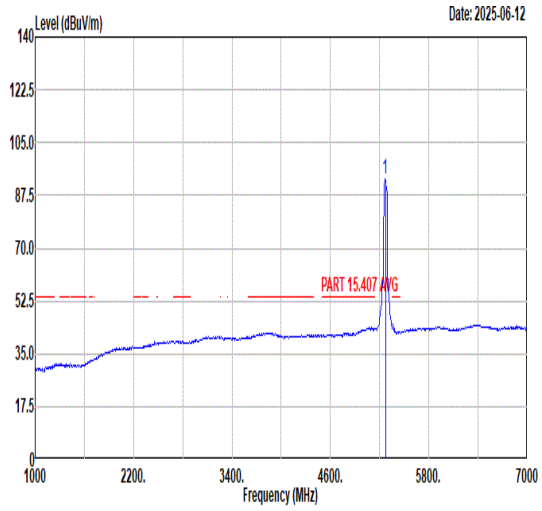 Freq Level Limit Line Margin Read Level Ant Factor Cable Loss Preamp Factor APos TPos Remark MHz dBuV/m dBuV/m dB dBuV dB/m dB dB cm deg 1 5270.00 92.76 ------ ------ 79.73 35.13 10.09 32.19 387 264 AVERAGE

Mode	21	
	Band Edge - R	
	U-NII-2A_5.25-5.35_802.11n HT40_CH54_Full_5270MHz	
ANT	8	
Pol.	Vertical	Fundamental
Peak	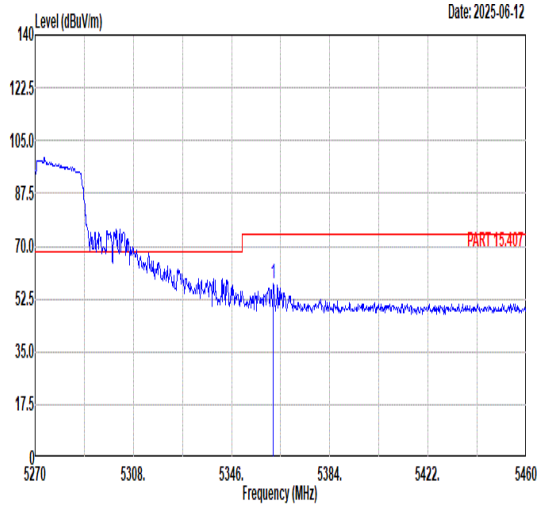 Freq Level Limit Line Margin Read Level Ant Factor Cable Loss Preamp Factor APos TPos Remark MHz dBuV/m dBuV/m dB dBuV dB/m dB dB cm deg 1 5362.15 57.49 74.00 -16.51 44.23 35.20 10.23 32.17 387 264 PEAK	Blank
Avg	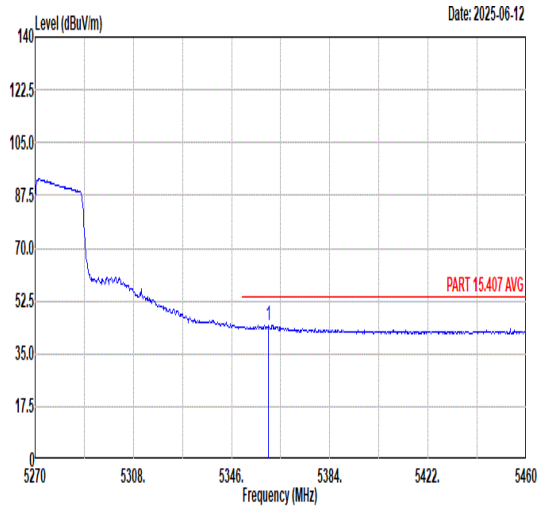 Freq Level Limit Line Margin Read Level Ant Factor Cable Loss Preamp Factor APos TPos Remark MHz dBuV/m dBuV/m dB dBuV dB/m dB dB cm deg 1 5360.25 44.58 54.00 -9.42 31.32 35.20 10.23 32.17 387 264 AVERAGE	Blank

Mode	22	
	Band Edge - L	
	U-NII-2A_5.25-5.35_802.11n HT40_CH62_Full_5310MHz	
ANT	8	
Pol.	Horizontal	Fundamental
Peak	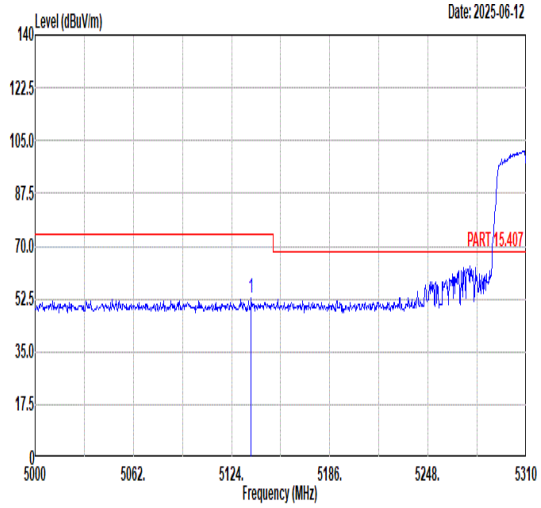 Freq Level Limit Line Margin Read Level Ant Factor Cable Loss Preamp Factor APos TPos Remark MHz dBuV/m dBuV/m dB dBuV dB/m dB dB cm deg 1 5136.40 52.57 74.00 -21.43 39.93 34.94 9.95 32.25 100 300 PEAK	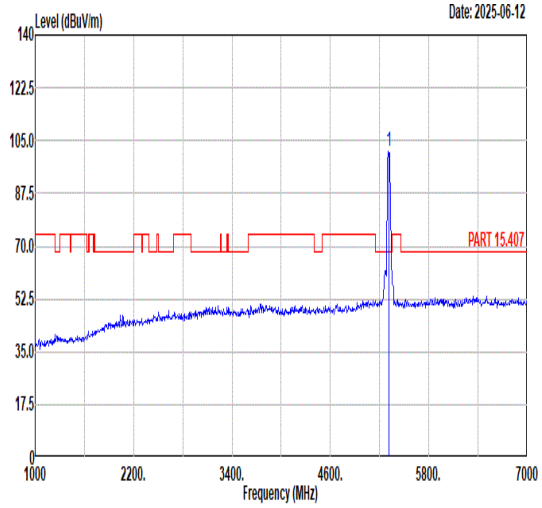 Freq Level Limit Line Margin Read Level Ant Factor Cable Loss Preamp Factor APos TPos Remark MHz dBuV/m dBuV/m dB dBuV dB/m dB dB cm deg 1 5310.00 101.32 ------ ------ 88.15 35.20 10.15 32.18 100 300 PEAK
Avg	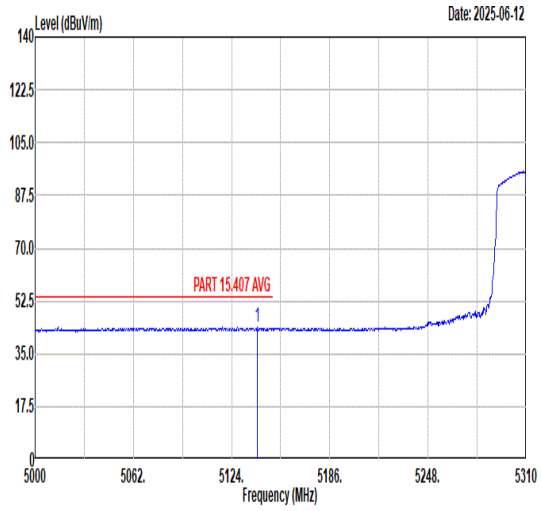 Freq Level Limit Line Margin Read Level Ant Factor Cable Loss Preamp Factor APos TPos Remark MHz dBuV/m dBuV/m dB dBuV dB/m dB dB cm deg 1 5140.43 43.81 54.00 -10.19 31.17 34.94 9.95 32.25 100 300 AVERAGE	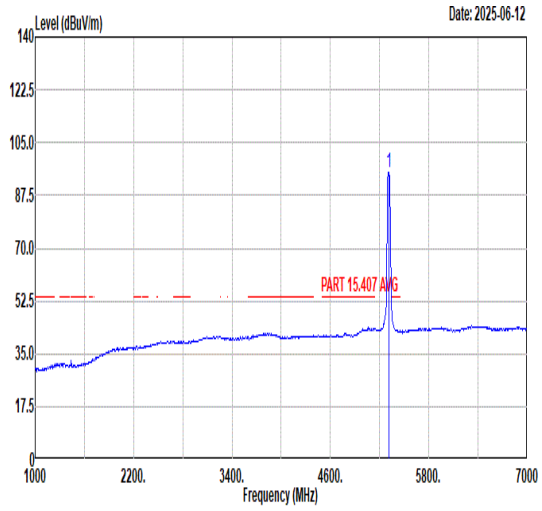 Freq Level Limit Line Margin Read Level Ant Factor Cable Loss Preamp Factor APos TPos Remark MHz dBuV/m dBuV/m dB dBuV dB/m dB dB cm deg 1 5310.00 95.09 ------ ------ 81.92 35.20 10.15 32.18 100 300 AVERAGE

Mode	22	
	Band Edge - R	
	U-NII-2A_5.25-5.35_802.11n HT40_CH62_Full_5310MHz	
ANT	8	
Pol.	Horizontal	Fundamental
Peak	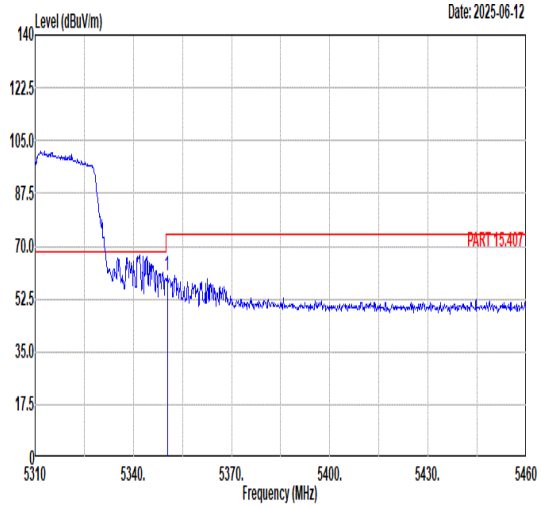 Freq Level Limit Line Margin Read Level Ant Factor Cable Loss Preamp Factor APos TPos Remark MHz dBuV/m dBuV/m dB dBuV dB/m dB dB cm deg 1 5350.35 60.27 74.00 -13.73 47.03 35.20 10.21 32.17 100 300 PEAK	Blank
Avg	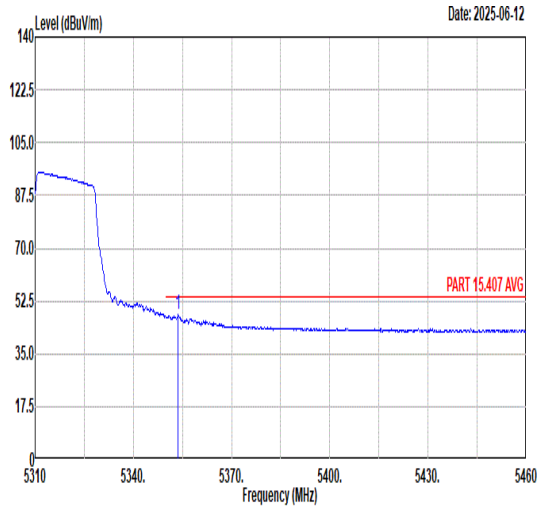 Freq Level Limit Line Margin Read Level Ant Factor Cable Loss Preamp Factor APos TPos Remark MHz dBuV/m dBuV/m dB dBuV dB/m dB dB cm deg 1 5353.65 47.83 54.00 -6.17 34.58 35.20 10.22 32.17 100 300 AVERAGE	Blank

Mode	22	
	Band Edge - L	
	U-NII-2A_5.25-5.35_802.11n HT40_CH62_Full_5310MHz	
ANT	8	
Pol.	Vertical	Fundamental
Peak	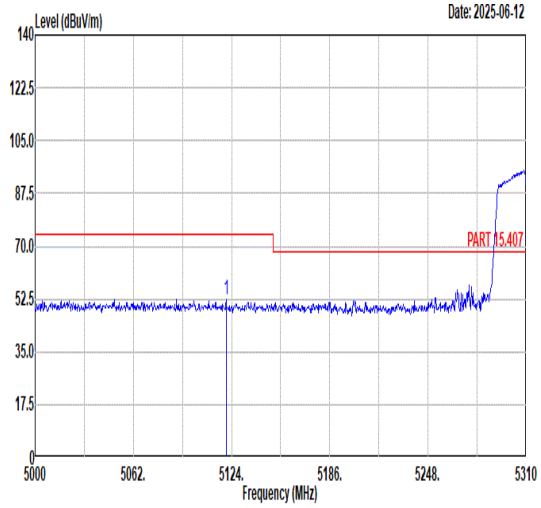 Freq Level Limit Line Margin Read Level Ant Factor Cable Loss Preamp Factor APos TPos Remark MHz dBuV/m dBuV/m dB dBuV dB/m dB dB cm deg 1 5120.59 52.54 74.00 -21.46 39.93 34.92 9.94 32.25 390 253 PEAK	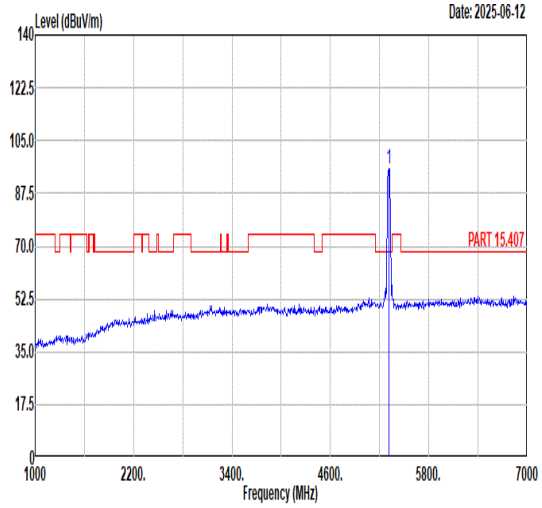 Freq Level Limit Line Margin Read Level Ant Factor Cable Loss Preamp Factor APos TPos Remark MHz dBuV/m dBuV/m dB dBuV dB/m dB dB cm deg 1 5310.00 95.65 ------ ------ 82.46 35.20 10.17 32.18 390 253 PEAK
Avg	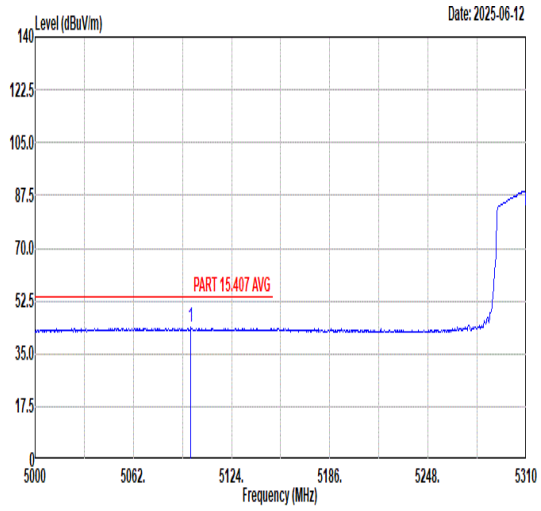 Freq Level Limit Line Margin Read Level Ant Factor Cable Loss Preamp Factor APos TPos Remark MHz dBuV/m dBuV/m dB dBuV dB/m dB dB cm deg 1 5098.27 43.59 54.00 -10.41 31.02 34.90 9.92 32.25 390 253 AVERAGE	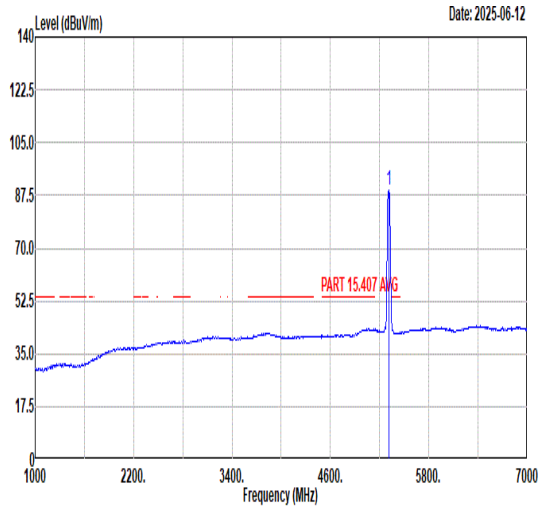 Freq Level Limit Line Margin Read Level Ant Factor Cable Loss Preamp Factor APos TPos Remark MHz dBuV/m dBuV/m dB dBuV dB/m dB dB cm deg 1 5310.00 89.10 ------ ------ 75.92 35.20 10.16 32.18 390 253 AVERAGE

Mode	22	
	Band Edge - R	
	U-NII-2A_5.25-5.35_802.11n HT40_CH62_Full_5310MHz	
ANT	8	
Pol.	Vertical	Fundamental
Peak	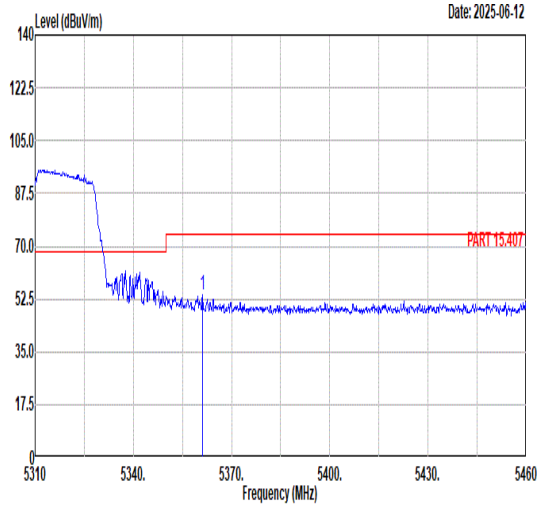 Freq Level Limit Line Margin Read Level Ant Factor Cable Loss Preamp Factor APos TPos Remark MHz dBuV/m dBuV/m dB dBuV dB/m dB dB cm deg 1 5361.15 53.79 74.00 -20.21 40.53 35.20 10.23 32.17 390 253 PEAK	Blank
Avg	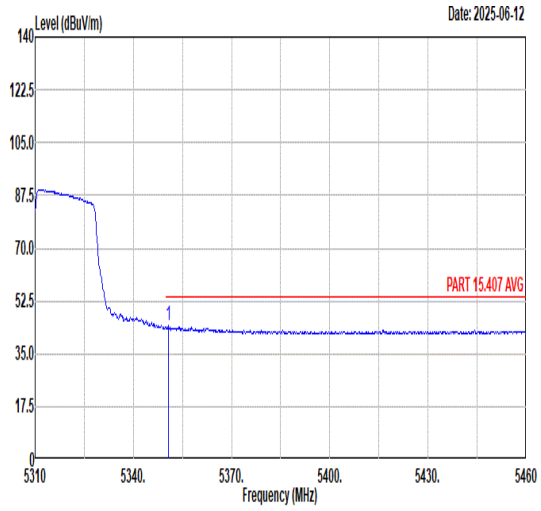 Freq Level Limit Line Margin Read Level Ant Factor Cable Loss Preamp Factor APos TPos Remark MHz dBuV/m dBuV/m dB dBuV dB/m dB dB cm deg 1 5350.65 44.16 54.00 -9.84 30.92 35.20 10.21 32.17 390 253 AVERAGE	Blank

Mode	23
	Band Edge - L
	U-NII-2C_5.47-5.725_802.11n HT40_CH102_Full_5510MHz
ANT	8

Pol.	Horizontal	Fundamental
Peak	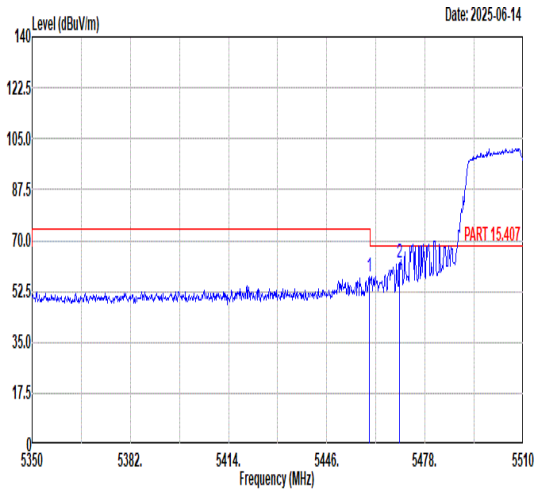 Freq Level Limit Line Margin Read Level Ant Factor Cable Loss Preamp Factor APos TPos Remark MHz dBuV/m dBuV/m dB dBuV dB/m dB dB cm deg 1 5459.76 57.69 74.00 -16.31 44.45 35.20 10.30 32.26 100 296 PEAK 2 5469.68 62.20 68.30 -6.10 48.96 35.20 10.30 32.26 100 296 PEAK	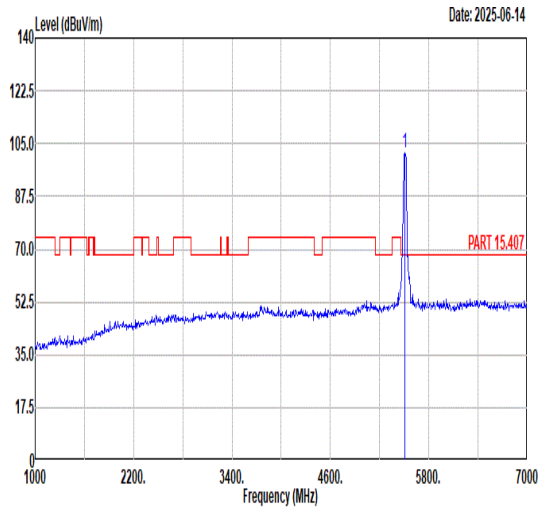 Freq Level Limit Line Margin Read Level Ant Factor Cable Loss Preamp Factor APos TPos Remark MHz dBuV/m dBuV/m dB dBuV dB/m dB dB cm deg 1 5510.00 101.85 ------ ------ 88.62 35.20 10.30 32.27 100 296 PEAK
Avg	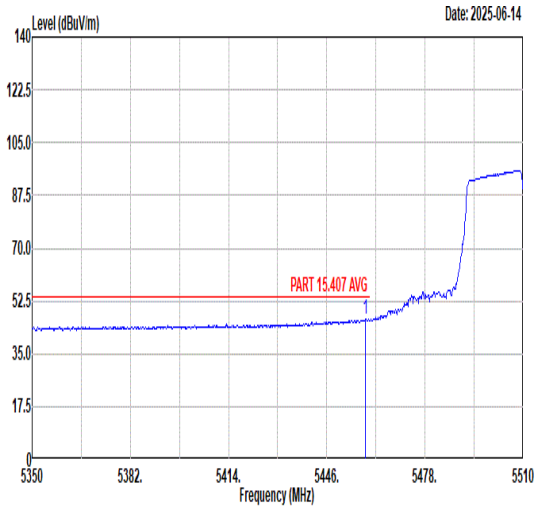 Freq Level Limit Line Margin Read Level Ant Factor Cable Loss Preamp Factor APos TPos Remark MHz dBuV/m dBuV/m dB dBuV dB/m dB dB cm deg 1 5458.48 46.56 54.00 -7.44 33.32 35.20 10.30 32.26 100 296 AVERAGE	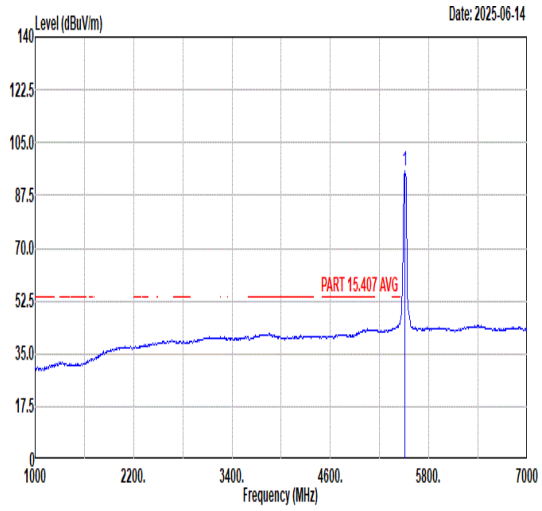 Freq Level Limit Line Margin Read Level Ant Factor Cable Loss Preamp Factor APos TPos Remark MHz dBuV/m dBuV/m dB dBuV dB/m dB dB cm deg 1 5510.00 95.36 ------ ------ 82.13 35.20 10.30 32.27 100 296 AVERAGE

Mode	23	
	Band Edge - R	
	U-NII-2C_5.47-5.725_802.11n HT40_CH102_Full_5510MHz	
ANT	8	
Pol.	Horizontal	Fundamental
Peak	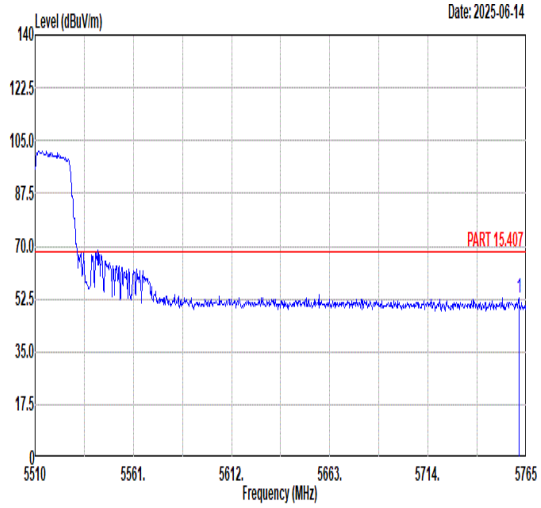 Freq Level Limit Line Margin Read Level Ant Factor Cable Loss Preamp Factor APos TPos Remark MHz dBuV/m dBuV/m dB dBuV dB/m dB dB cm deg 1 5761.18 52.86 68.30 -15.44 39.18 35.64 10.39 32.35 100 296 PEAK	Blank

Mode	23	
	Band Edge - L	
	U-NII-2C_5.47-5.725_802.11n HT40_CH102_Full_5510MHz	
ANT	8	
Pol.	Vertical	Fundamental
Peak	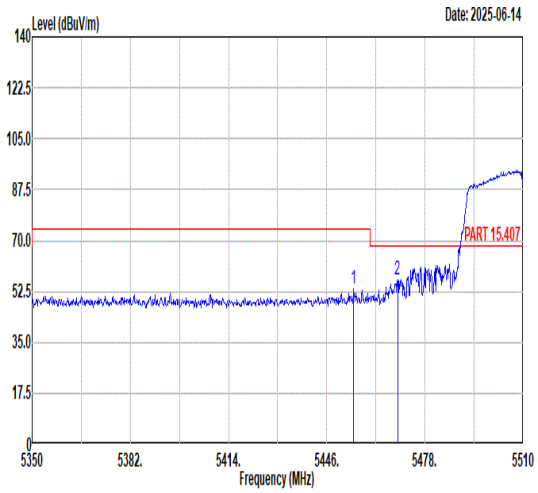 Freq Level Limit Line Margin Read Level Ant Factor Cable Loss Preamp Factor APos TPos Remark MHz dBuV/m dBuV/m dB dBuV dB/m dB dB cm deg 1 5454.80 53.15 74.00 -20.85 39.91 35.20 10.30 32.26 327 283 PEAK 2 5469.04 56.54 68.30 -11.76 43.30 35.20 10.30 32.26 327 283 PEAK	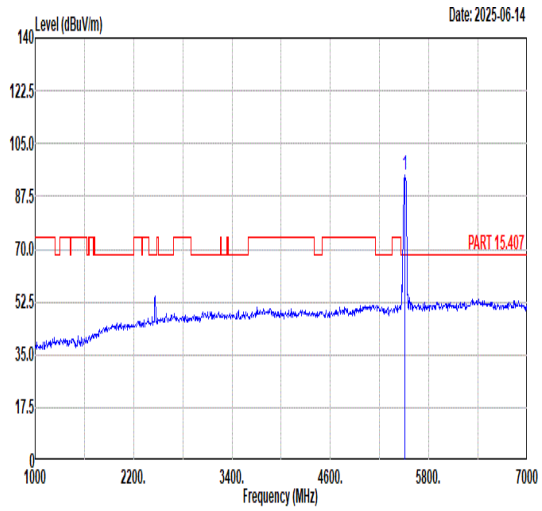 Freq Level Limit Line Margin Read Level Ant Factor Cable Loss Preamp Factor APos TPos Remark MHz dBuV/m dBuV/m dB dBuV dB/m dB dB cm deg 1 5510.00 94.40 ------ ------ 81.17 35.20 10.30 32.27 327 283 PEAK
Avg	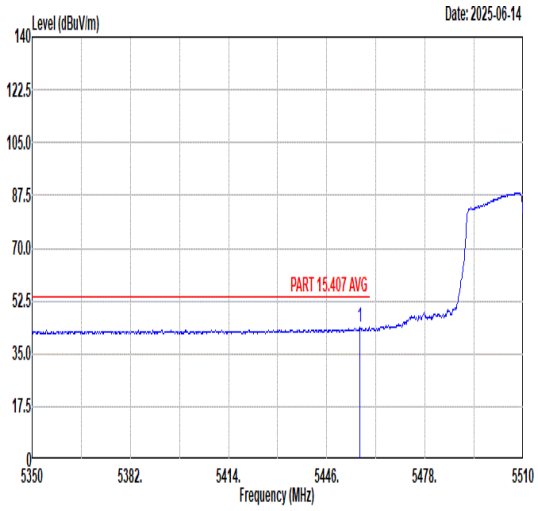 Freq Level Limit Line Margin Read Level Ant Factor Cable Loss Preamp Factor APos TPos Remark MHz dBuV/m dBuV/m dB dBuV dB/m dB dB cm deg 1 5456.88 43.89 54.00 -10.11 30.65 35.20 10.30 32.26 327 283 AVERAGE	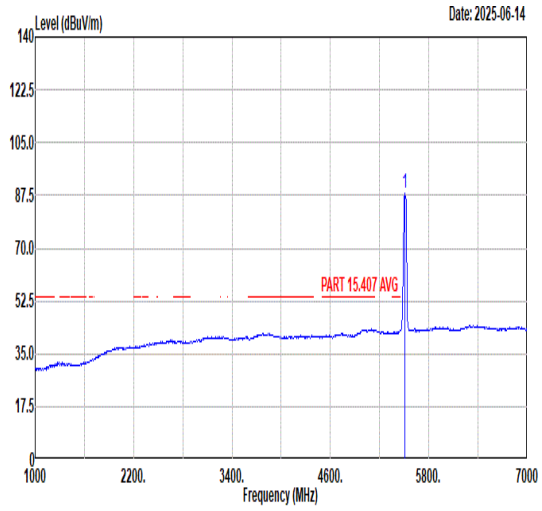 Freq Level Limit Line Margin Read Level Ant Factor Cable Loss Preamp Factor APos TPos Remark MHz dBuV/m dBuV/m dB dBuV dB/m dB dB cm deg 1 5510.00 87.97 ------ ------ 74.74 35.20 10.30 32.27 327 283 AVERAGE

Mode	23	
	Band Edge - R	
	U-NII-2C_5.47-5.725_802.11n HT40_CH102_Full_5510MHz	
ANT	8	
Pol.	Vertical	Fundamental
Peak	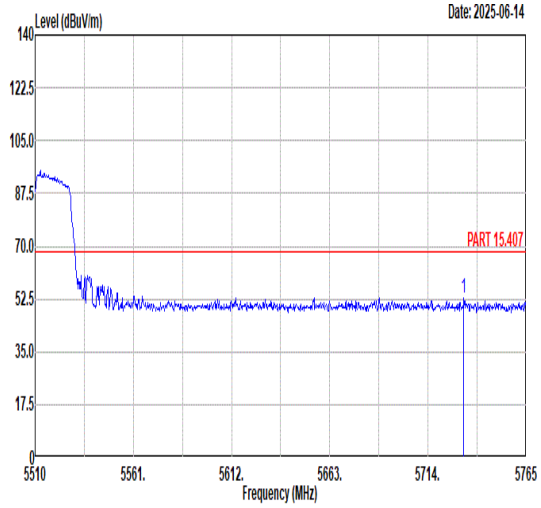 Freq Level Limit Line Margin Read Level Ant Factor Cable Loss Preamp Factor APos TPos Remark MHz dBuV/m dBuV/m dB dBuV dB/m dB dB cm deg 1 5732.62 52.61 68.30 -15.69 39.01 35.58 10.38 32.36 327 283 PEAK	Blank

Mode	24
	Band Edge - L
	U-NII-2C_5.47-5.725_802.11n HT40_CH134_Full_5670MHz
ANT	8

Pol.	Horizontal	Fundamental
Peak	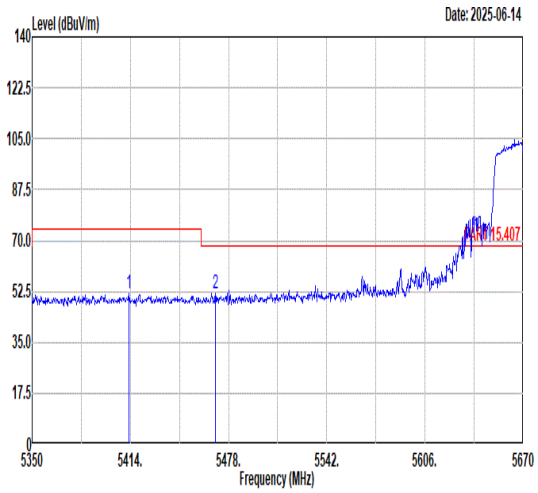 Freq Level Limit Line Margin Read Level Ant Factor Cable Loss Preamp Factor APos TPos Remark MHz dBuV/m dBuV/m dB dBuV dB/m dB dB cm deg 1 5413.04 51.58 74.00 -22.42 38.29 35.20 10.29 32.20 103 294 PEAK 2 5469.36 51.81 68.30 -16.49 38.57 35.20 10.30 32.26 103 294 PEAK	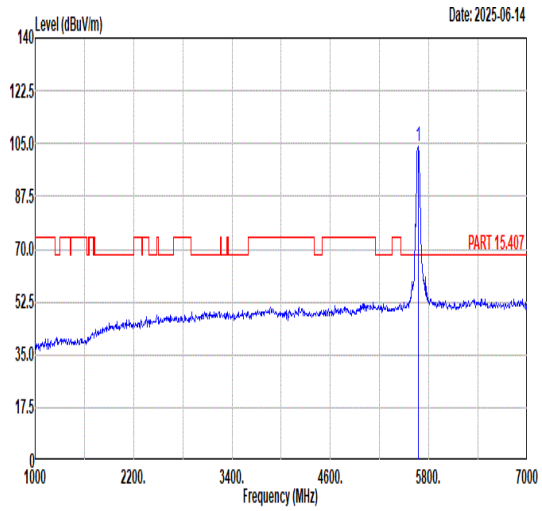 Freq Level Limit Line Margin Read Level Ant Factor Cable Loss Preamp Factor APos TPos Remark MHz dBuV/m dBuV/m dB dBuV dB/m dB dB cm deg 1 5670.00 103.85 ------ ------ 90.40 35.44 10.34 32.33 103 294 PEAK
Avg	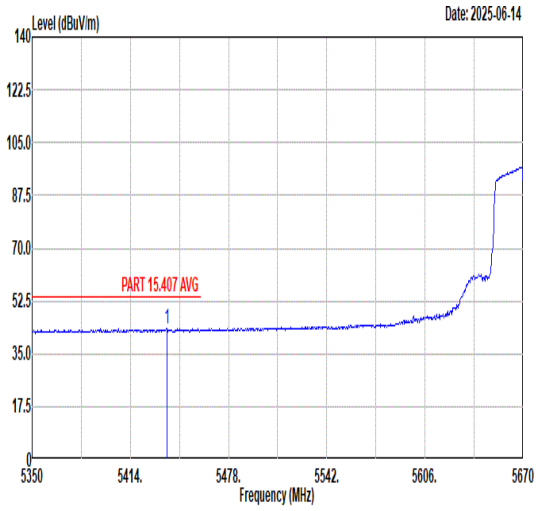 Freq Level Limit Line Margin Read Level Ant Factor Cable Loss Preamp Factor APos TPos Remark MHz dBuV/m dBuV/m dB dBuV dB/m dB dB cm deg 1 5437.68 43.19 54.00 -10.81 29.93 35.20 10.29 32.23 103 294 AVERAGE	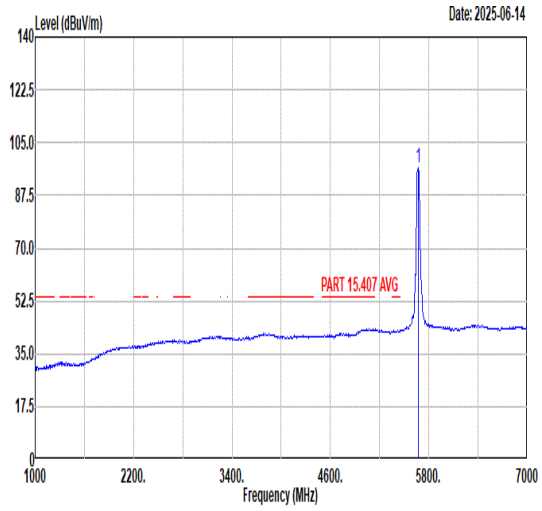 Freq Level Limit Line Margin Read Level Ant Factor Cable Loss Preamp Factor APos TPos Remark MHz dBuV/m dBuV/m dB dBuV dB/m dB dB cm deg 1 5670.00 96.66 ------ ------ 83.18 35.46 10.35 32.33 103 294 AVERAGE

Mode	24	
	Band Edge - R	
	U-NII-2C_5.47-5.725_802.11n HT40_CH134_Full_5670MHz	
ANT	8	
Pol.	Horizontal	Fundamental
Peak	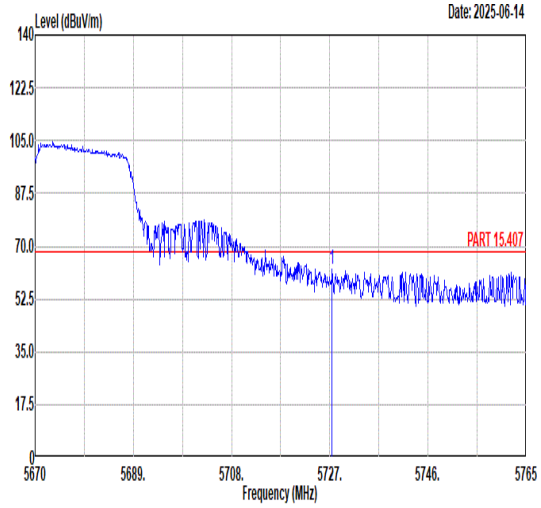 Freq Level Limit Line Margin Read Level Ant Factor Cable Loss Preamp Factor APos TPos Remark MHz dBuV/m dBuV/m dB dBuV dB/m dB dB cm deg 1 5727.48 62.54 68.30 -5.76 48.96 35.57 10.37 32.36 103 294 PEAK	Blank

Mode	24
	Band Edge - L
	U-NII-2C_5.47-5.725_802.11n HT40_CH134_Full_5670MHz
ANT	8

Pol.	Vertical	Fundamental
Peak	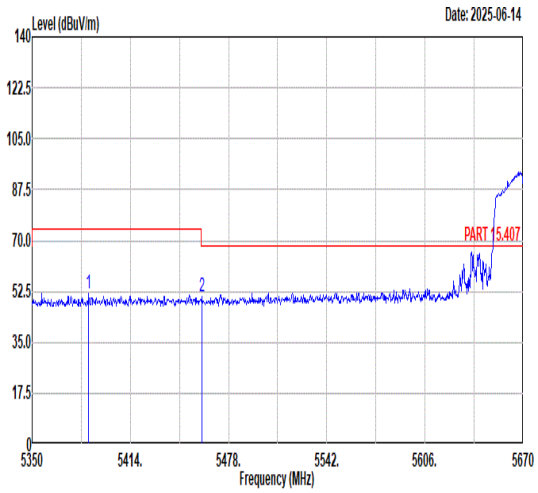 Freq Level Limit Line Margin Read Level Ant Factor Cable Loss Preamp Factor APos TPos Remark MHz dBuV/m dBuV/m dB dBuV dB/m dB dB cm deg 1 5386.80 51.80 74.00 -22.20 38.51 35.20 10.27 32.18 374 288 PEAK 2 5460.40 50.83 68.30 -17.47 37.59 35.20 10.30 32.26 374 288 PEAK	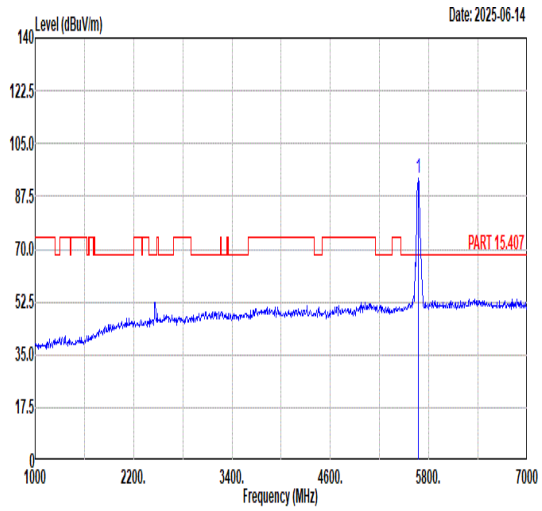 Freq Level Limit Line Margin Read Level Ant Factor Cable Loss Preamp Factor APos TPos Remark MHz dBuV/m dBuV/m dB dBuV dB/m dB dB cm deg 1 5670.00 93.63 ------ ------ 80.15 35.46 10.35 32.33 374 288 PEAK
Avg	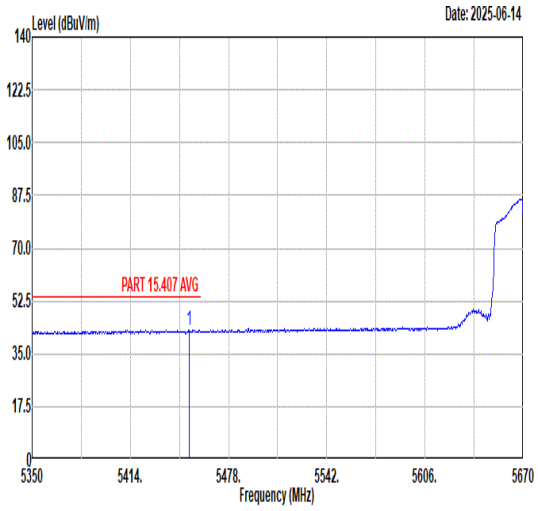 Freq Level Limit Line Margin Read Level Ant Factor Cable Loss Preamp Factor APos TPos Remark MHz dBuV/m dBuV/m dB dBuV dB/m dB dB cm deg 1 5452.40 42.82 54.00 -11.18 29.59 35.20 10.29 32.26 374 288 AVERAGE	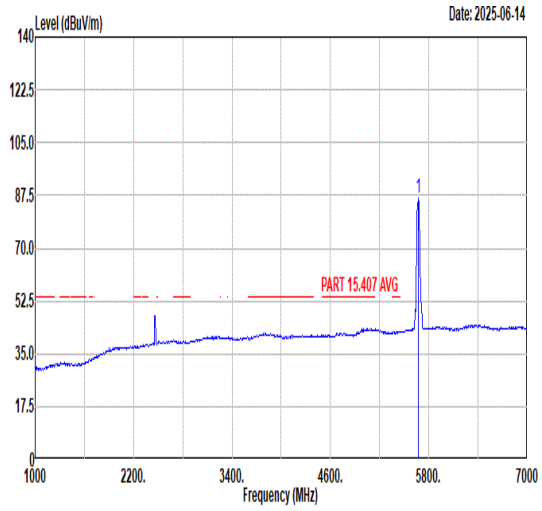 Freq Level Limit Line Margin Read Level Ant Factor Cable Loss Preamp Factor APos TPos Remark MHz dBuV/m dBuV/m dB dBuV dB/m dB dB cm deg 1 5670.00 86.56 ------ ------ 73.08 35.46 10.35 32.33 374 288 AVERAGE

Mode	24	
	Band Edge - R	
	U-NII-2C_5.47-5.725_802.11n HT40_CH134_Full_5670MHz	
ANT	8	
Pol.	Vertical	Fundamental
Peak	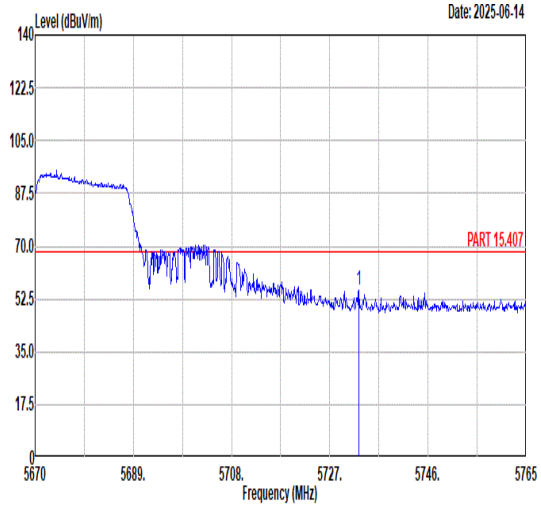 Freq Level Limit Line Margin Read Level Ant Factor Cable Loss Preamp Factor APos TPos Remark MHz dBuV/m dBuV/m dB dBuV dB/m dB dB cm deg 1 5732.61 55.64 68.30 -12.66 42.04 35.58 10.38 32.36 374 288 PEAK	Blank

Mode	25	
	Band Edge - L	
	U-NII-1_5.15-5.25_802.11ac VHT80_CH42_Full_5210MHz	
ANT	8	
Pol.	Horizontal	Fundamental
Peak	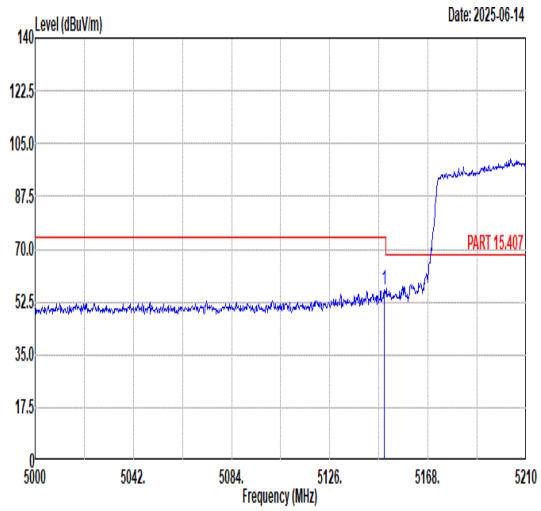 Freq Level Limit Line Margin Read Level Ant Factor Cable Loss Preamp Factor APos TPos Remark MHz dBuV/m dBuV/m dB dBuV dB/m dB dB cm deg 1 5149.31 56.33 74.00 -17.67 43.67 34.95 9.96 32.25 104 301 PEAK	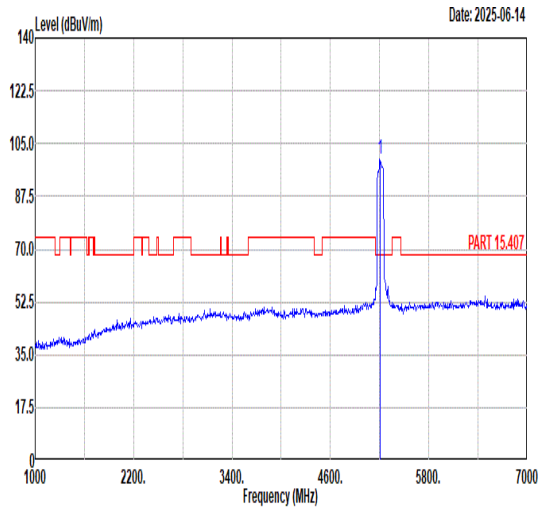 Freq Level Limit Line Margin Read Level Ant Factor Cable Loss Preamp Factor APos TPos Remark MHz dBuV/m dBuV/m dB dBuV dB/m dB dB cm deg 1 5210.00 99.72 ------ ------ 86.93 35.00 9.99 32.20 104 301 PEAK
Avg	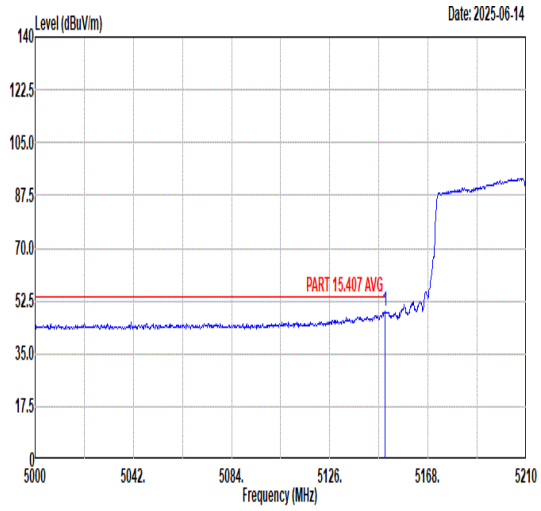 Freq Level Limit Line Margin Read Level Ant Factor Cable Loss Preamp Factor APos TPos Remark MHz dBuV/m dBuV/m dB dBuV dB/m dB dB cm deg 1 5149.73 48.99 54.00 -5.01 36.33 34.95 9.96 32.25 104 301 AVERAGE	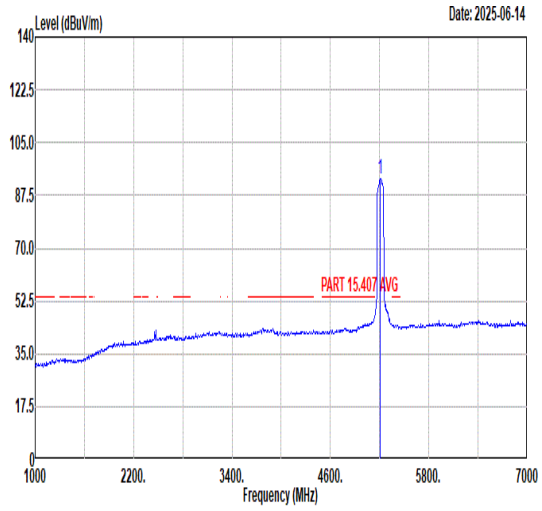 Freq Level Limit Line Margin Read Level Ant Factor Cable Loss Preamp Factor APos TPos Remark MHz dBuV/m dBuV/m dB dBuV dB/m dB dB cm deg 1 5210.00 93.05 ------ ------ 80.24 35.01 10.00 32.20 104 301 AVERAGE

Mode	25	
	Band Edge - R	
	U-NII-1_5.15-5.25_802.11ac VHT80_CH42_Full_5210MHz	
ANT	8	
Pol.	Horizontal	Fundamental
Peak	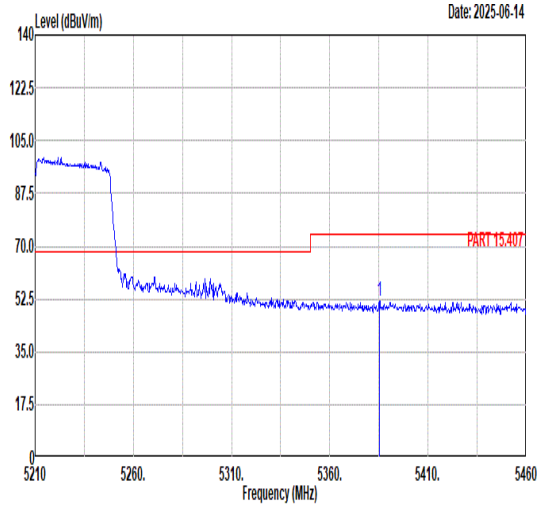 Freq Level Limit Line Margin Read Level Ant Factor Cable Loss Preamp Factor APos TPos Remark MHz dBuV/m dBuV/m dB dBuV dB/m dB dB cm deg 1 5385.25 51.79 74.00 -22.21 38.51 35.20 10.26 32.18 104 301 PEAK	Blank
Avg	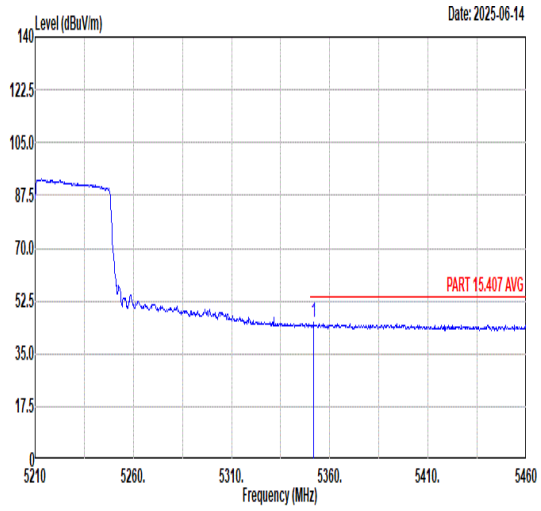 Freq Level Limit Line Margin Read Level Ant Factor Cable Loss Preamp Factor APos TPos Remark MHz dBuV/m dBuV/m dB dBuV dB/m dB dB cm deg 1 5351.75 45.41 54.00 -8.59 32.17 35.20 10.21 32.17 104 301 AVERAGE	Blank

Mode	25	
	Band Edge - L	
	U-NII-1_5.15-5.25_802.11ac VHT80_CH42_Full_5210MHz	
ANT	8	
Pol.	Vertical	Fundamental
Peak	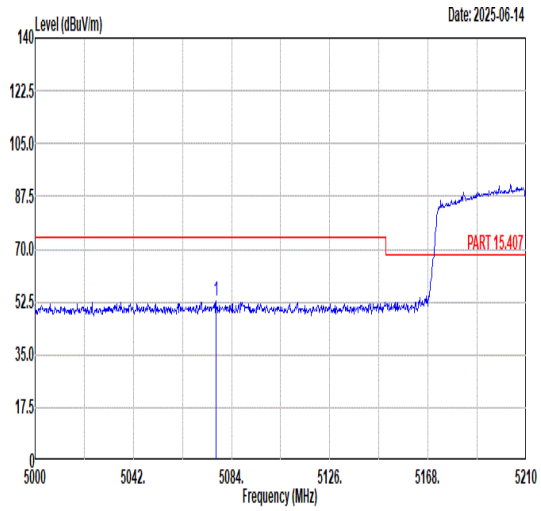 Freq Level Limit Line Margin Read Level Ant Factor Cable Loss Preamp Factor APos TPos Remark MHz dBuV/m dBuV/m dB dBuV dB/m dB dB cm deg 1 5077.28 52.68 74.00 -21.32 40.14 34.88 9.91 32.25 363 287 PEAK	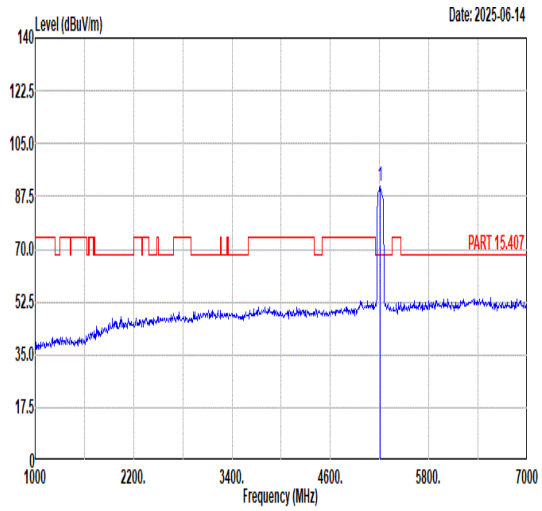 Freq Level Limit Line Margin Read Level Ant Factor Cable Loss Preamp Factor APos TPos Remark MHz dBuV/m dBuV/m dB dBuV dB/m dB dB cm deg 1 5210.00 90.66 ------ ------ 77.85 35.01 10.00 32.20 363 287 PEAK
Avg	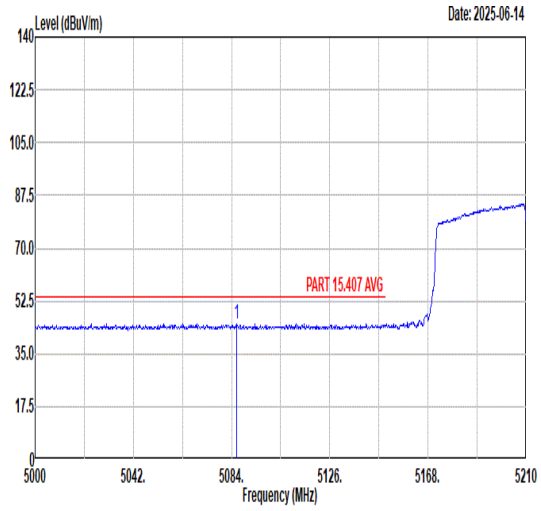 Freq Level Limit Line Margin Read Level Ant Factor Cable Loss Preamp Factor APos TPos Remark MHz dBuV/m dBuV/m dB dBuV dB/m dB dB cm deg 1 5086.10 45.10 54.00 -8.90 32.55 34.89 9.91 32.25 363 287 AVERAGE	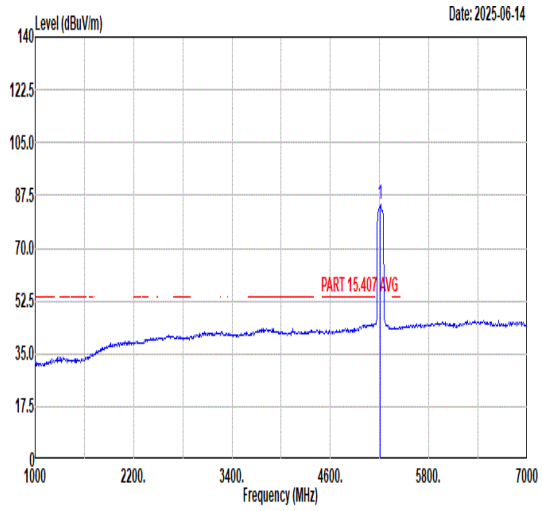 Freq Level Limit Line Margin Read Level Ant Factor Cable Loss Preamp Factor APos TPos Remark MHz dBuV/m dBuV/m dB dBuV dB/m dB dB cm deg 1 5210.00 84.62 ------ ------ 71.78 35.03 10.01 32.20 363 287 AVERAGE

Mode	25	
	Band Edge - R	
	U-NII-1_5.15-5.25_802.11ac VHT80_CH42_Full_5210MHz	
ANT	8	
Pol.	Vertical	Fundamental
Peak	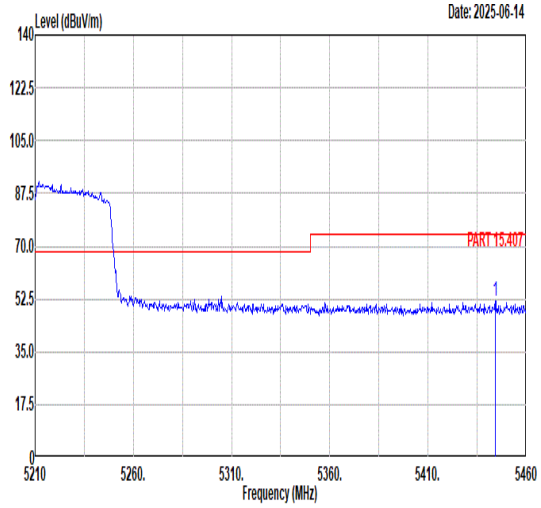 Freq Level Limit Line Margin Read Level Ant Factor Cable Loss Preamp Factor APos TPos Remark MHz dBuV/m dBuV/m dB dBuV dB/m dB dB cm deg 1 5444.25 52.02 74.00 -21.98 38.77 35.20 10.29 32.24 363 287 PEAK	Blank
Avg	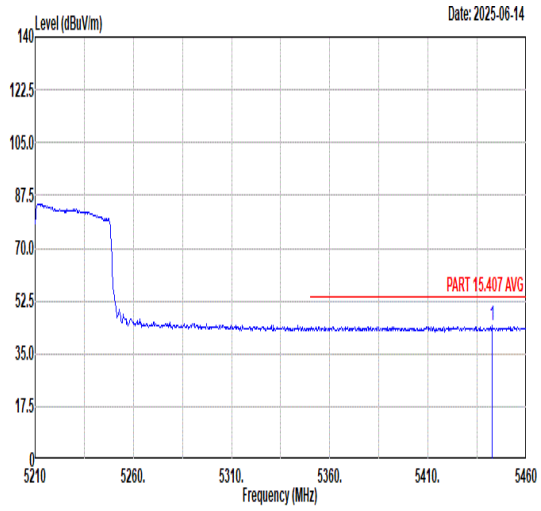 Freq Level Limit Line Margin Read Level Ant Factor Cable Loss Preamp Factor APos TPos Remark MHz dBuV/m dBuV/m dB dBuV dB/m dB dB cm deg 1 5442.75 44.15 54.00 -9.85 30.90 35.20 10.29 32.24 363 287 AVERAGE	Blank

Mode	25	
	Harmonic	
	U-NII-1_5.15-5.25_802.11ac VHT80_CH42_Full_5210MHz	
ANT	8	
Pol.	Horizontal	Vertical
Peak Avg	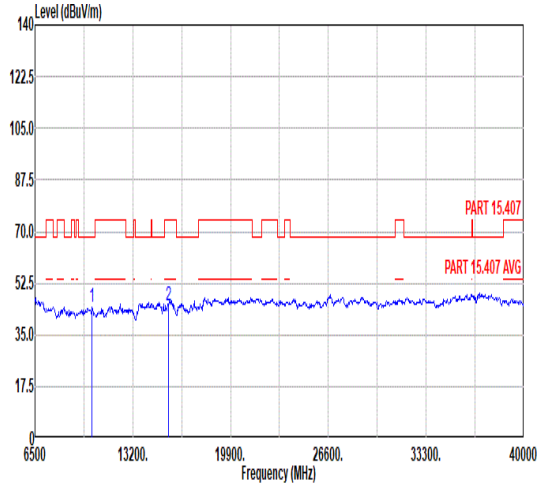 Freq Level Limit Line Margin Read Level Ant Factor Cable Loss Preamp Factor APos TPos Remark MHz dBuV/m dBuV/m dB dBuV dB/m dB dB cm deg 1 10420.00 44.51 68.30 -23.79 53.63 37.25 13.28 59.65 -- -- Peak 2 15630.00 44.87 74.00 -29.13 46.85 40.28 15.83 58.09 -- -- Peak	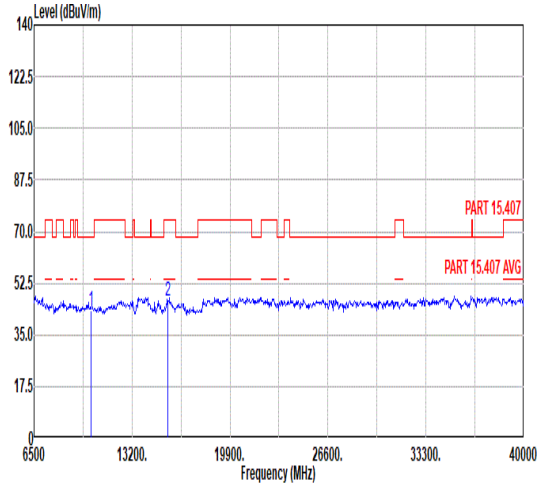 Freq Level Limit Line Margin Read Level Ant Factor Cable Loss Preamp Factor APos TPos Remark MHz dBuV/m dBuV/m dB dBuV dB/m dB dB cm deg 1 10420.00 43.58 68.30 -24.72 52.70 37.25 13.28 59.65 -- -- Peak 2 15630.00 46.51 74.00 -27.49 48.49 40.28 15.83 58.09 -- -- Peak

Mode	26	
	Band Edge - L	
	U-NII-2A_5.25-5.35_802.11ac VHT80_CH58_Full_5290MHz	
ANT	8	
Pol.	Horizontal	Fundamental
Peak	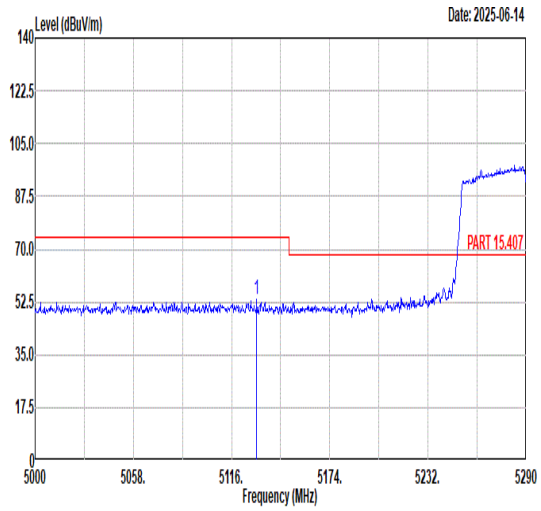 Freq Level Limit Line Margin Read Level Ant Factor Cable Loss Preamp Factor APos TPos Remark MHz dBuV/m dBuV/m dB dBuV dB/m dB dB cm deg 1 5130.79 53.13 74.00 -20.87 40.51 34.93 9.94 32.25 103 299 PEAK	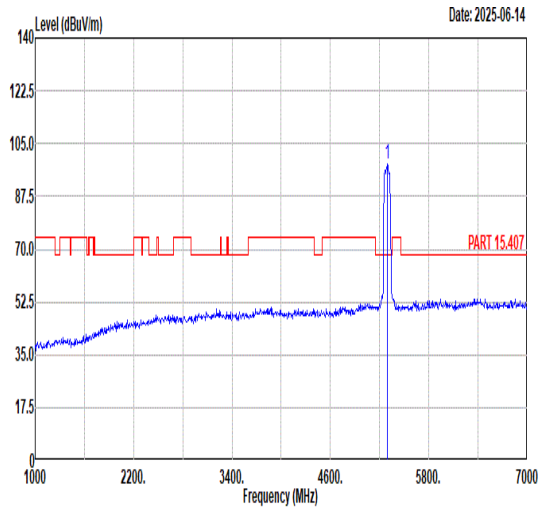 Freq Level Limit Line Margin Read Level Ant Factor Cable Loss Preamp Factor APos TPos Remark MHz dBuV/m dBuV/m dB dBuV dB/m dB dB cm deg 1 5290.00 98.15 ------ ------ 85.03 35.18 10.12 32.18 103 299 PEAK
Avg	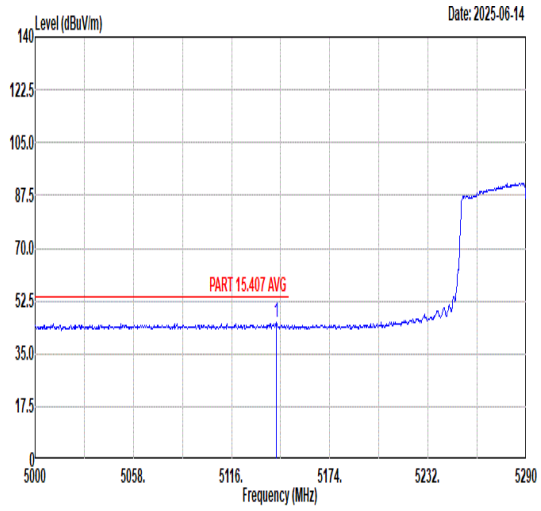 Freq Level Limit Line Margin Read Level Ant Factor Cable Loss Preamp Factor APos TPos Remark MHz dBuV/m dBuV/m dB dBuV dB/m dB dB cm deg 1 5142.39 45.20 54.00 -8.80 32.56 34.94 9.95 32.25 103 299 AVERAGE	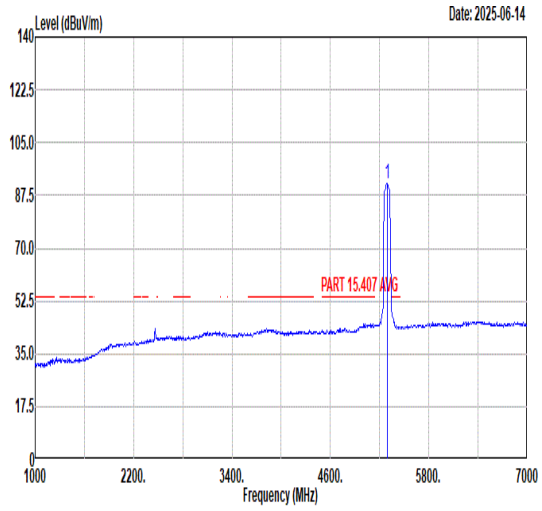 Freq Level Limit Line Margin Read Level Ant Factor Cable Loss Preamp Factor APos TPos Remark MHz dBuV/m dBuV/m dB dBuV dB/m dB dB cm deg 1 5290.00 91.51 ------ ------ 78.37 35.19 10.13 32.18 103 299 AVERAGE

Mode	26	
	Band Edge - R	
	U-NII-2A_5.25-5.35_802.11ac VHT80_CH58_Full_5290MHz	
ANT	8	
Pol.	Horizontal	Fundamental
Peak	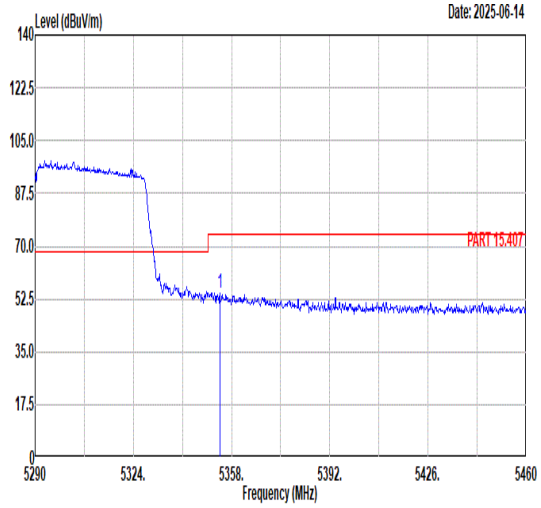 Freq Level Limit Line Margin Read Level Ant Factor Cable Loss Preamp Factor APos TPos Remark MHz dBuV/m dBuV/m dB dBuV dB/m dB dB cm deg 1 5353.92 54.47 74.00 -19.53 41.22 35.20 10.22 32.17 103 299 PEAK	Blank
Avg	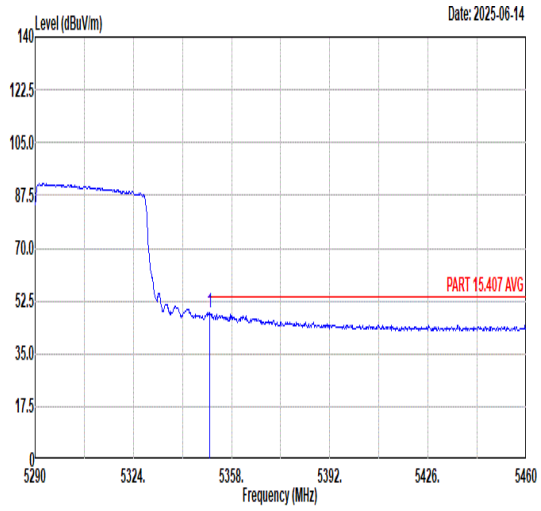 Freq Level Limit Line Margin Read Level Ant Factor Cable Loss Preamp Factor APos TPos Remark MHz dBuV/m dBuV/m dB dBuV dB/m dB dB cm deg 1 5350.35 48.75 54.00 -5.25 35.51 35.20 10.21 32.17 103 299 AVERAGE	Blank

Mode	26	
	Band Edge - L	
	U-NII-2A_5.25-5.35_802.11ac VHT80_CH58_Full_5290MHz	
ANT	8	
Pol.	Vertical	Fundamental
Peak	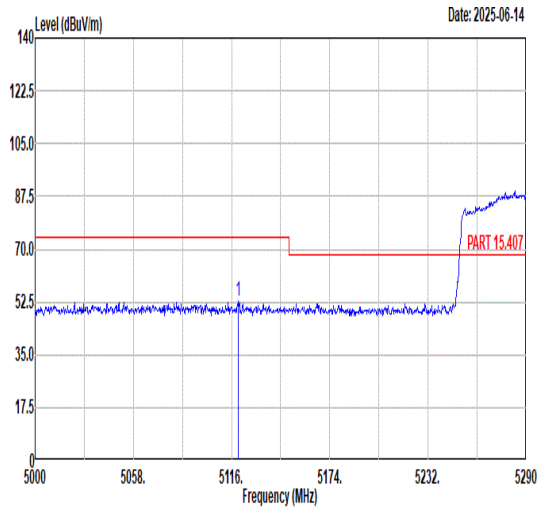 Freq Level Limit Line Margin Read Level Ant Factor Cable Loss Preamp Factor APos TPos Remark MHz dBuV/m dBuV/m dB dBuV dB/m dB dB cm deg 1 5119.77 52.86 74.00 -21.14 40.25 34.92 9.94 32.25 391 289 PEAK	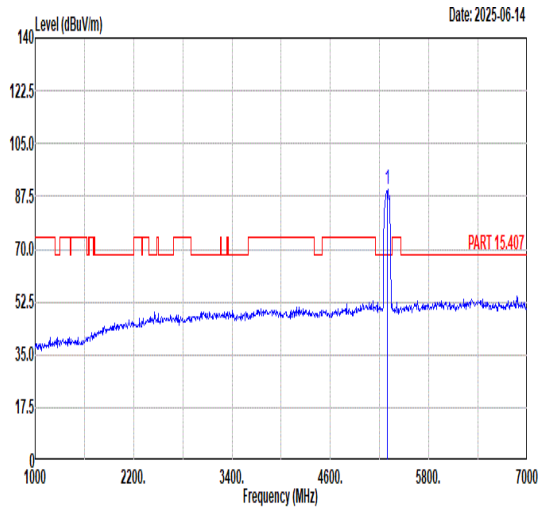 Freq Level Limit Line Margin Read Level Ant Factor Cable Loss Preamp Factor APos TPos Remark MHz dBuV/m dBuV/m dB dBuV dB/m dB dB cm deg 1 5290.00 89.65 ------ ------ 76.49 35.20 10.14 32.18 391 289 PEAK
Avg	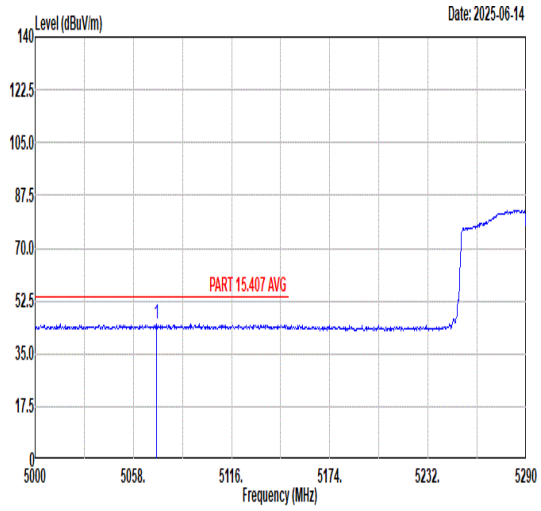 Freq Level Limit Line Margin Read Level Ant Factor Cable Loss Preamp Factor APos TPos Remark MHz dBuV/m dBuV/m dB dBuV dB/m dB dB cm deg 1 5071.63 44.94 54.00 -9.06 32.41 34.88 9.90 32.25 391 289 AVERAGE	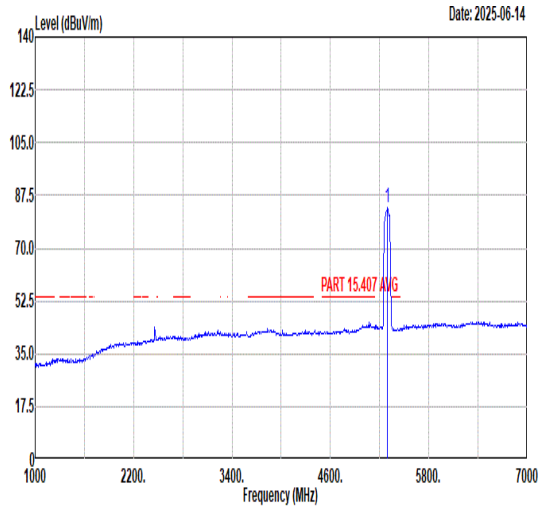 Freq Level Limit Line Margin Read Level Ant Factor Cable Loss Preamp Factor APos TPos Remark MHz dBuV/m dBuV/m dB dBuV dB/m dB dB cm deg 1 5290.00 83.44 ------ ------ 70.30 35.19 10.13 32.18 391 289 AVERAGE

Mode	26	
	Band Edge - R	
	U-NII-2A_5.25-5.35_802.11ac VHT80_CH58_Full_5290MHz	
ANT	8	
Pol.	Vertical	Fundamental
Peak	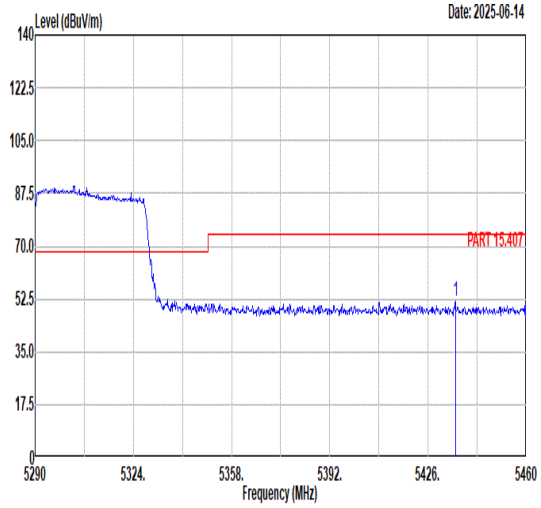 Freq Level Limit Line Margin Read Level Ant Factor Cable Loss Preamp Factor APos TPos Remark MHz dBuV/m dBuV/m dB dBuV dB/m dB dB cm deg 1 5435.52 51.68 74.00 -22.32 38.42 35.20 10.29 32.23 391 289 PEAK	Blank
Avg	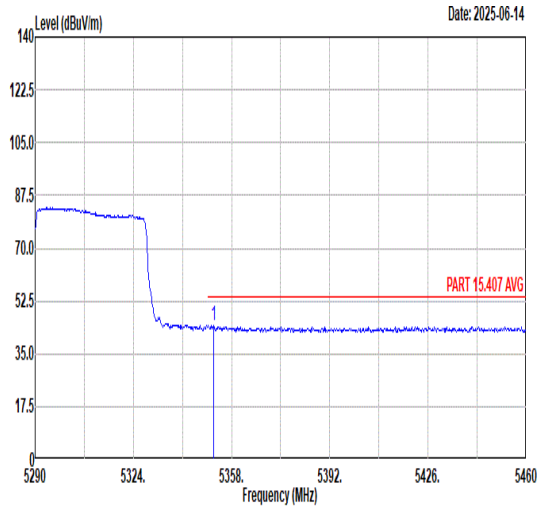 Freq Level Limit Line Margin Read Level Ant Factor Cable Loss Preamp Factor APos TPos Remark MHz dBuV/m dBuV/m dB dBuV dB/m dB dB cm deg 1 5351.88 44.48 54.00 -9.52 31.24 35.20 10.21 32.17 391 289 AVERAGE	Blank

Mode	27
	Band Edge - L
	U-NII-2C_5.47-5.725_802.11ac VHT80_CH106_Full_5530MHz
ANT	8

Pol.	Horizontal	Fundamental
Peak	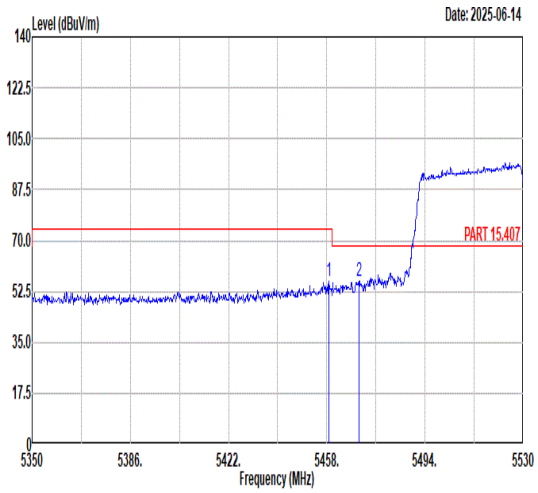 Freq Level Limit Line Margin Read Level Ant Factor Cable Loss Preamp Factor APos TPos Remark 1 5458.90 56.17 74.00 -17.83 42.93 35.20 10.30 32.26 104 296 PEAK 2 5469.70 55.86 68.30 -12.44 42.62 35.20 10.30 32.26 104 296 PEAK	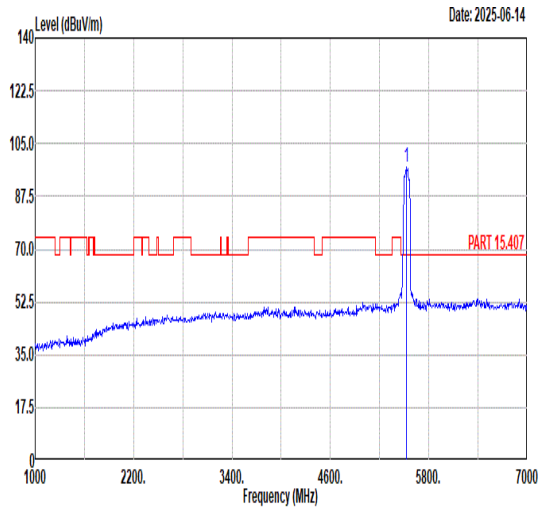 Freq Level Limit Line Margin Read Level Ant Factor Cable Loss Preamp Factor APos TPos Remark 1 5530.00 97.05 ------ ------ 83.81 35.22 10.30 32.28 104 296 PEAK
Avg	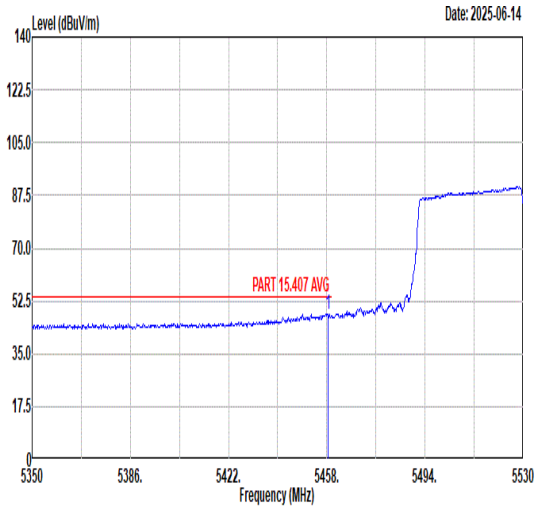 Freq Level Limit Line Margin Read Level Ant Factor Cable Loss Preamp Factor APos TPos Remark 1 5458.36 47.99 54.00 -6.01 34.75 35.20 10.30 32.26 104 296 AVERAGE	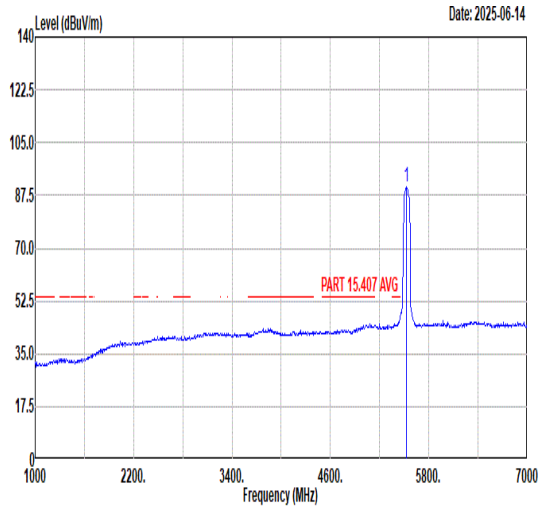 Freq Level Limit Line Margin Read Level Ant Factor Cable Loss Preamp Factor APos TPos Remark 1 5530.00 90.36 ------ ------ 77.12 35.22 10.30 32.28 104 296 AVERAGE

Mode	27	
	Band Edge - R	
	U-NII-2C_5.47-5.725_802.11ac VHT80_CH106_Full_5530MHz	
ANT	8	
Pol.	Horizontal	Fundamental
Peak	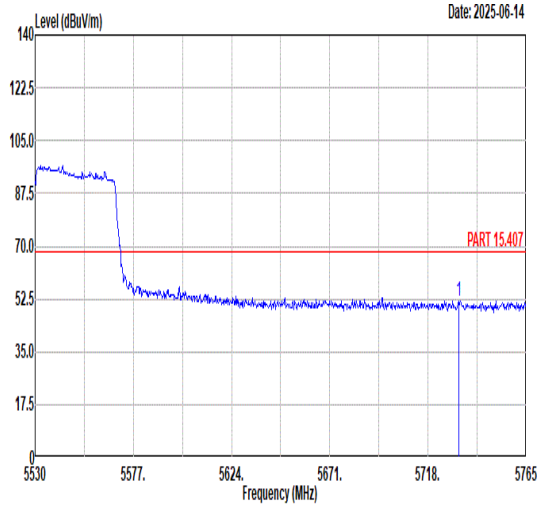 Freq Level Limit Line Margin Read Level Ant Factor Cable Loss Preamp Factor APos TPos Remark MHz dBuV/m dBuV/m dB dBuV dB/m dB dB cm deg 1 5732.57 51.95 68.30 -16.35 38.35 35.58 10.38 32.36 104 296 PEAK	Blank

Mode	27
	Band Edge - L
	U-NII-2C_5.47-5.725_802.11ac VHT80_CH106_Full_5530MHz
ANT	8

Pol.	Vertical	Fundamental
Peak	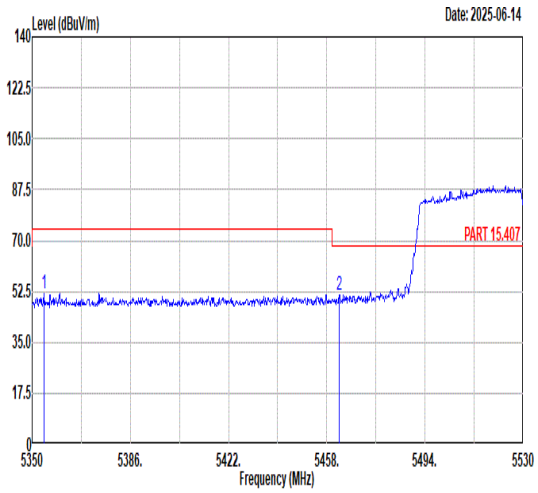 Freq Level Limit Line Margin Read Level Ant Factor Cable Loss Preamp Factor APos TPos Remark 1 5354.32 51.53 74.00 -22.47 38.28 35.20 10.22 32.17 361 282 PEAK 2 5462.68 51.34 68.30 -16.96 38.10 35.20 10.30 32.26 361 282 PEAK	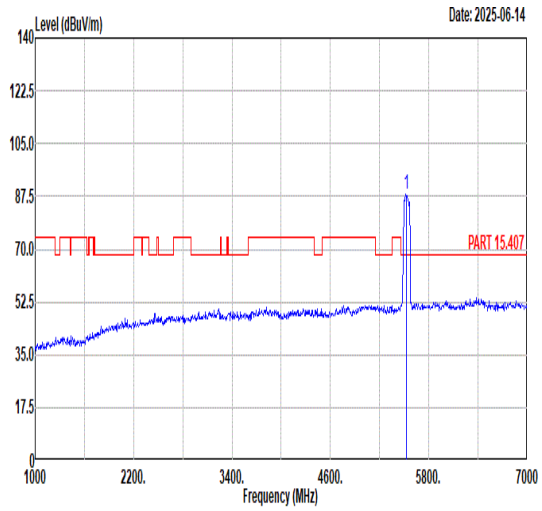 Freq Level Limit Line Margin Read Level Ant Factor Cable Loss Preamp Factor APos TPos Remark 1 5530.00 88.34 ------ ------ 75.11 35.21 10.30 32.28 361 282 PEAK
Avg	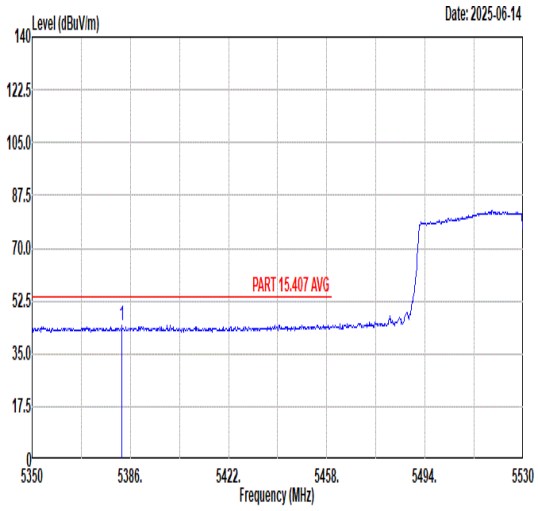 Freq Level Limit Line Margin Read Level Ant Factor Cable Loss Preamp Factor APos TPos Remark 1 5382.94 44.49 54.00 -9.51 31.21 35.20 10.26 32.18 361 282 AVERAGE	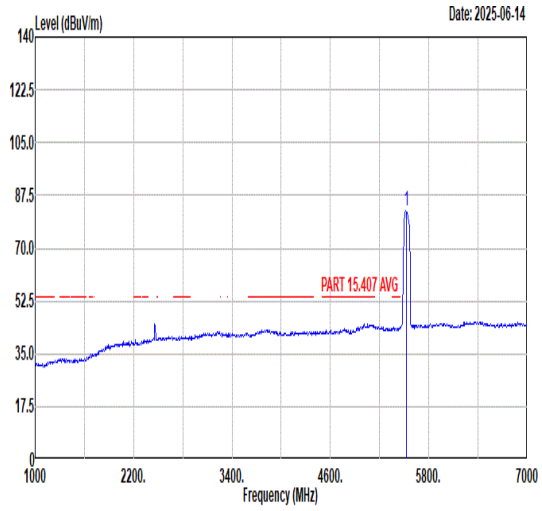 Freq Level Limit Line Margin Read Level Ant Factor Cable Loss Preamp Factor APos TPos Remark 1 5530.00 82.16 ------ ------ 68.93 35.21 10.30 32.28 361 282 AVERAGE

Mode	27	
	Band Edge - R	
	U-NII-2C_5.47-5.725_802.11ac VHT80_CH106_Full_5530MHz	
ANT	8	
Pol.	Vertical	Fundamental
Peak	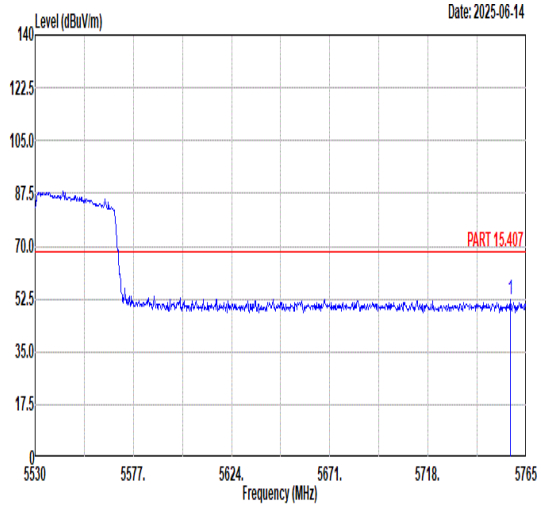	Blank

	Freq	Level	Limit Line	Margin	Read Level	Ant Factor	Cable Loss	Preamp Factor	APos	TPos	Remark
	MHz	dBuV/m	dBuV/m	dB	dBuV	dB/m	dB	dB	cm	deg	
1	5757.48	52.21	68.30	-16.09	38.54	35.63	10.39	32.35	361	282	PEAK

Mode	28	
	Band Edge - L	
	U-NII-2C_5.47-5.725_802.11ac VHT80_CH122_Full_5610MHz	
ANT	8	
Pol.	Horizontal	Fundamental
Peak	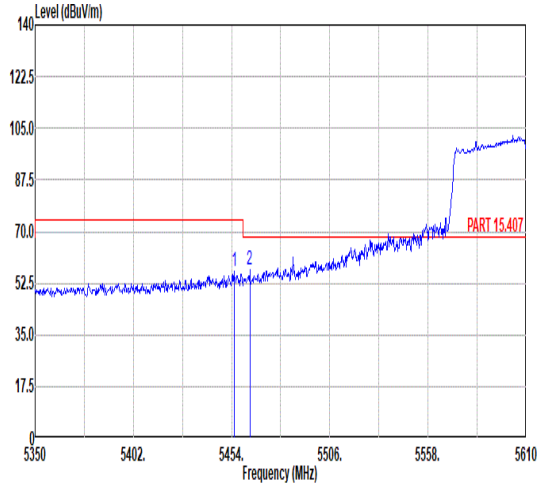 Freq Level Limit Line Margin Read Level Ant Factor Cable Loss Preamp Factor APos TPos Remark MHz dBuV/m dBuV/m dB dBuV dB/m dB dB cm deg 1 5455.30 56.38 74.00 -17.62 43.14 35.20 10.30 32.26 104 296 PEAK 2 5463.62 57.32 68.30 -10.98 44.08 35.20 10.30 32.26 104 296 PEAK	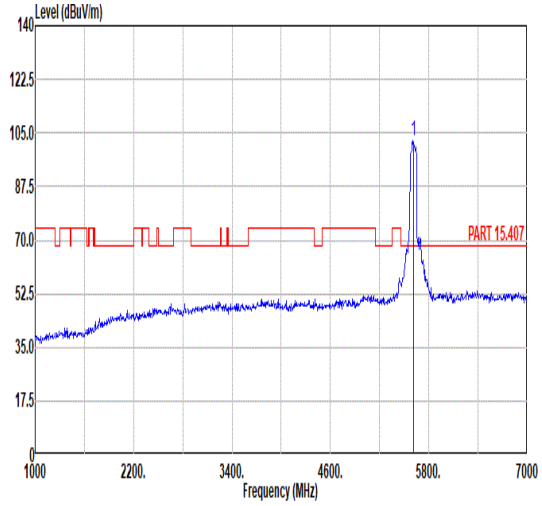 Freq Level Limit Line Margin Read Level Ant Factor Cable Loss Preamp Factor APos TPos Remark MHz dBuV/m dBuV/m dB dBuV dB/m dB dB cm deg 1 5610.00 102.33 ------ ------ 88.99 35.30 10.31 32.27 104 296 PEAK
Avg	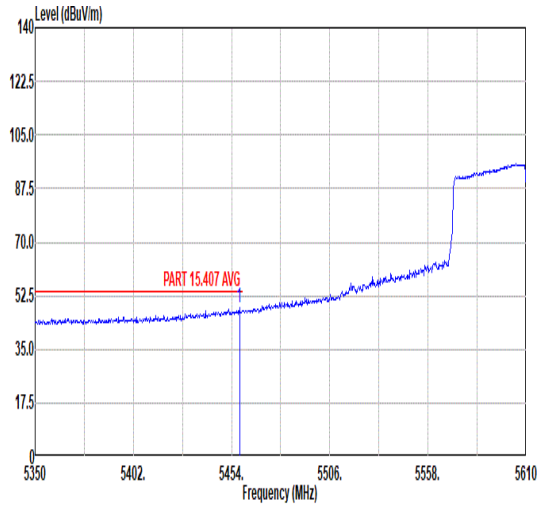 Freq Level Limit Line Margin Read Level Ant Factor Cable Loss Preamp Factor APos TPos Remark MHz dBuV/m dBuV/m dB dBuV dB/m dB dB cm deg 1 5458.16 48.50 54.00 -5.50 35.26 35.20 10.30 32.26 104 296 AVERAGE	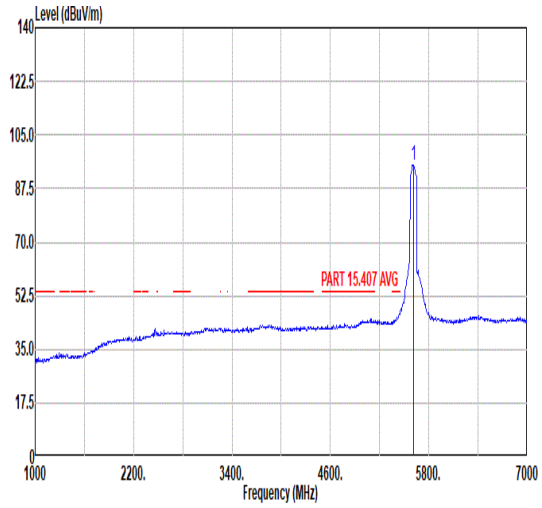 Freq Level Limit Line Margin Read Level Ant Factor Cable Loss Preamp Factor APos TPos Remark MHz dBuV/m dBuV/m dB dBuV dB/m dB dB cm deg 1 5610.00 95.32 ------ ------ 81.98 35.30 10.31 32.27 104 296 AVERAGE

Mode	28	
	Band Edge - R	
	U-NII-2C_5.47-5.725_802.11ac VHT80_CH122_Full_5610MHz	
ANT	8	
Pol.	Horizontal	Fundamental
Peak	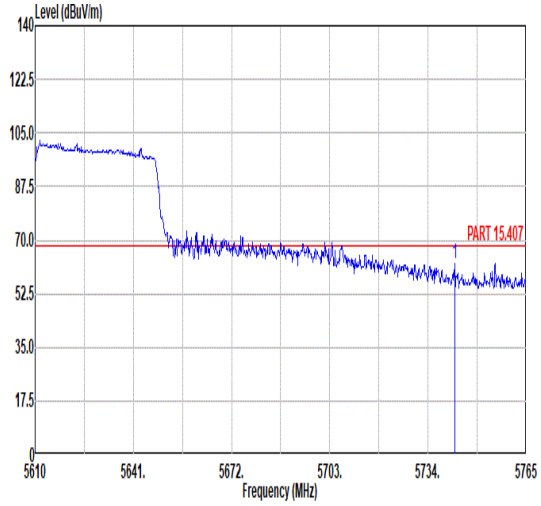 Freq Level Limit Line Margin Read Level Ant Factor Cable Loss Preamp Factor APos TPos Remark MHz dBuV/m dBuV/m dB dBuV dB/m dB dB cm deg 1 5742.37 62.48 68.30 -5.82 48.86 35.60 10.38 32.36 104 296 PEAK	Blank

Mode	28	
	Band Edge - L	
	U-NII-2C_5.47-5.725_802.11ac VHT80_CH122_Full_5610MHz	
ANT	8	
Pol.	Vertical	Fundamental
Peak	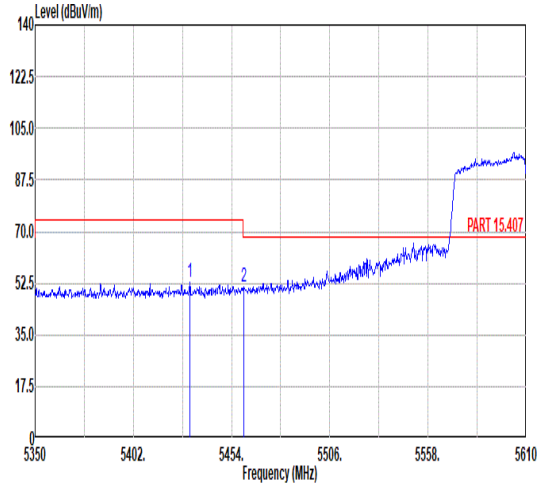 Freq Level Limit Line Margin Read Level Ant Factor Cable Loss Preamp Factor APos TPos Remark MHz dBuV/m dBuV/m dB dBuV dB/m dB dB cm deg 1 5431.90 52.95 74.00 -21.05 39.69 35.20 10.29 32.23 355 251 PEAK 2 5460.50 51.49 68.30 -16.81 38.25 35.20 10.30 32.26 355 251 PEAK	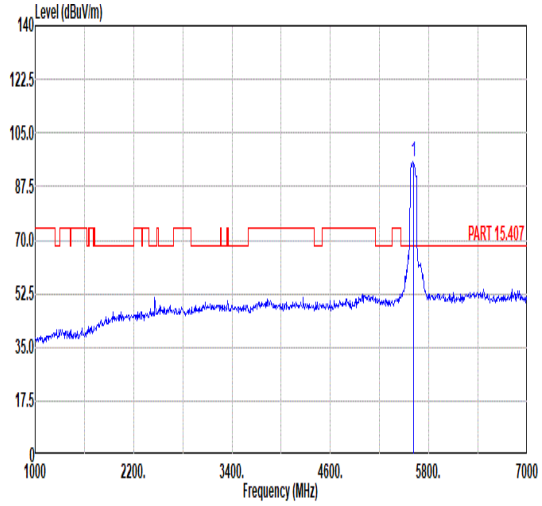 Freq Level Limit Line Margin Read Level Ant Factor Cable Loss Preamp Factor APos TPos Remark MHz dBuV/m dBuV/m dB dBuV dB/m dB dB cm deg 1 5610.00 95.47 ------ ------ 82.13 35.30 10.31 32.27 355 251 PEAK
Avg	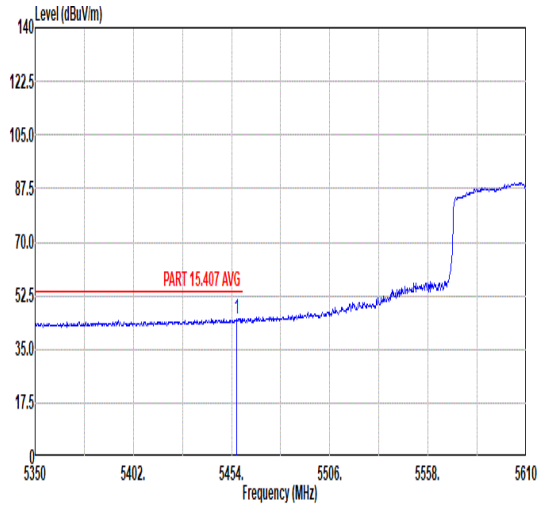 Freq Level Limit Line Margin Read Level Ant Factor Cable Loss Preamp Factor APos TPos Remark MHz dBuV/m dBuV/m dB dBuV dB/m dB dB cm deg 1 5456.60 44.98 54.00 -9.02 31.74 35.20 10.30 32.26 355 251 AVERAGE	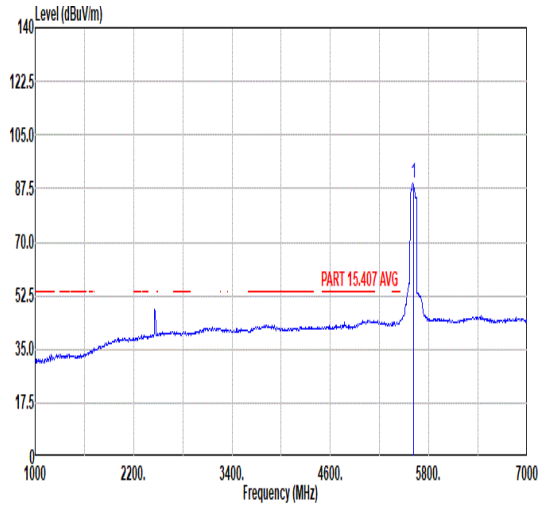 Freq Level Limit Line Margin Read Level Ant Factor Cable Loss Preamp Factor APos TPos Remark MHz dBuV/m dBuV/m dB dBuV dB/m dB dB cm deg 1 5610.00 89.12 ------ ------ 75.78 35.30 10.31 32.27 355 251 AVERAGE

Mode	28	
	Band Edge - R	
	U-NII-2C_5.47-5.725_802.11ac VHT80_CH122_Full_5610MHz	
ANT	8	
Pol.	Vertical	Fundamental
Peak	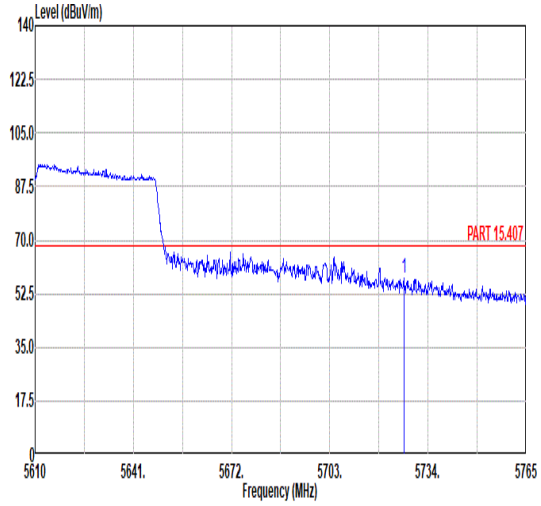 Freq Level Limit Line Margin Read Level Ant Factor Cable Loss Preamp Factor APos TPos Remark MHz dBuV/m dBuV/m dB dBuV dB/m dB dB cm deg 1 5726.41 57.42 68.30 -10.88 43.84 35.57 10.37 32.36 355 251 PEAK	Blank

Mode	29	
	Harmonic	
	U-NII-3_5.725-5.85_802.11a_CH149_5745MHz	
ANT	8	
Pol.	Horizontal	Vertical
Peak Avg	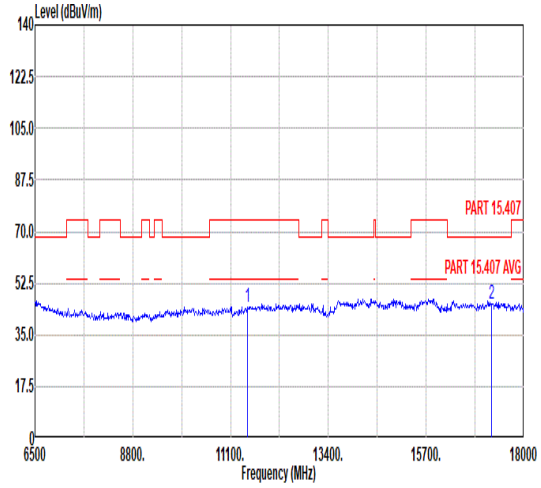 Freq Level Limit Line Margin Read Level Ant Factor Cable Loss Preamp Factor APos TPos Remark MHz dBuV/m dBuV/m dB dBuV dB/m dB dB cm deg 1 11490.00 44.16 74.00 -29.84 49.66 38.38 13.94 57.82 -- -- Peak 2 17235.00 45.44 68.30 -22.86 44.08 42.46 16.84 57.94 -- -- Peak	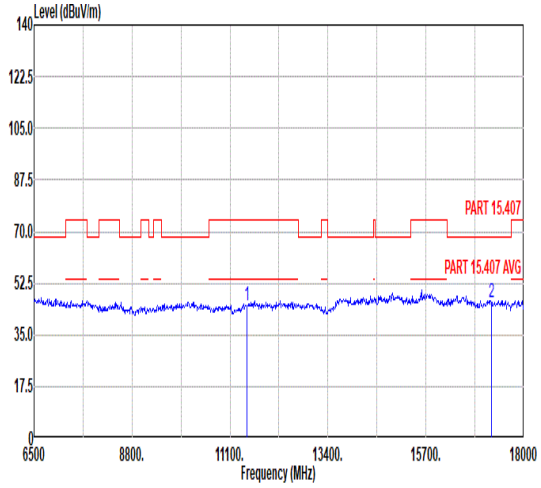 Freq Level Limit Line Margin Read Level Ant Factor Cable Loss Preamp Factor APos TPos Remark MHz dBuV/m dBuV/m dB dBuV dB/m dB dB cm deg 1 11490.00 44.99 74.00 -29.01 50.49 38.38 13.94 57.82 -- -- Peak 2 17235.00 46.09 68.30 -22.21 44.73 42.46 16.84 57.94 -- -- Peak

Mode	30	
	Harmonic	
	U-NII-3_5.725-5.85_802.11a_CH157_5785MHz	
ANT	8	
Pol.	Horizontal	Vertical
Peak Avg	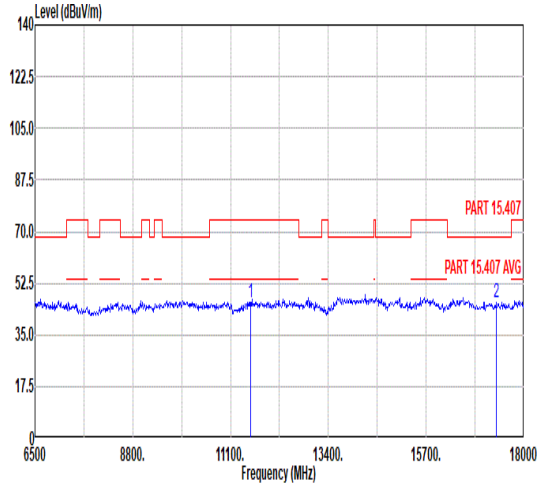 Freq Level Limit Line Margin Read Level Ant Factor Cable Loss Preamp Factor APos TPos Remark MHz dBuV/m dBuV/m dB dBuV dB/m dB dB cm deg 1 11570.00 46.19 74.00 -27.81 51.65 38.45 13.95 57.86 -- -- Peak 2 17355.00 46.21 68.30 -22.09 44.97 42.39 16.86 58.01 -- -- Peak	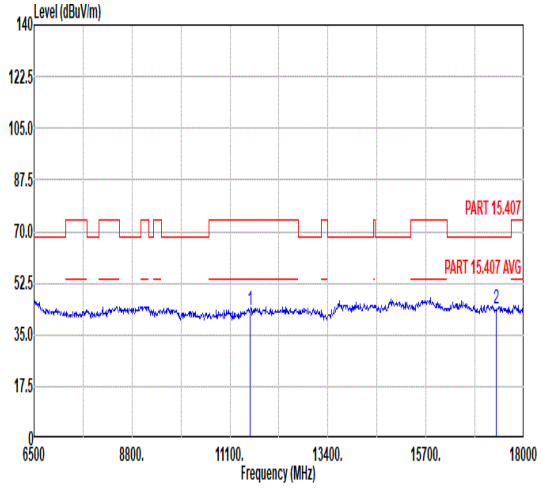 Freq Level Limit Line Margin Read Level Ant Factor Cable Loss Preamp Factor APos TPos Remark MHz dBuV/m dBuV/m dB dBuV dB/m dB dB cm deg 1 11570.00 43.40 74.00 -30.60 48.86 38.45 13.95 57.86 -- -- Peak 2 17355.00 44.03 68.30 -24.27 42.79 42.39 16.86 58.01 -- -- Peak

Mode	31	
	Harmonic	
	U-NII-3_5.725-5.85_802.11a_CH165_5825MHz	
ANT	8	
Pol.	Horizontal	Vertical
Peak Avg	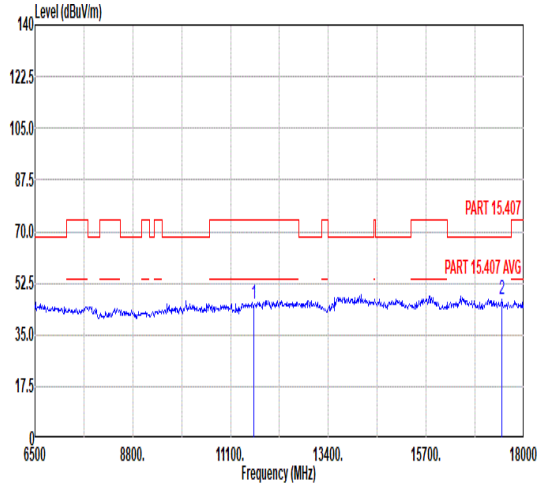 Freq Level Limit Line Margin Read Level Ant Factor Cable Loss Preamp Factor APos TPos Remark MHz dBuV/m dBuV/m dB dBuV dB/m dB dB cm deg 1 11650.00 45.21 74.00 -28.79 50.60 38.52 14.01 57.92 -- -- Peak 2 17475.00 46.86 68.30 -21.44 45.71 42.32 16.91 58.08 -- -- Peak	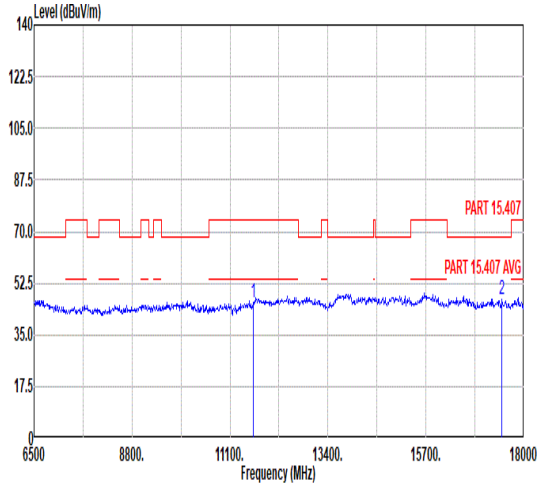 Freq Level Limit Line Margin Read Level Ant Factor Cable Loss Preamp Factor APos TPos Remark MHz dBuV/m dBuV/m dB dBuV dB/m dB dB cm deg 1 11650.00 45.84 74.00 -28.16 51.23 38.52 14.01 57.92 -- -- Peak 2 17475.00 47.02 68.30 -21.28 45.87 42.32 16.91 58.08 -- -- Peak

Mode	32	
	Band Edge	
	U-NII-3_5.725-5.85_802.11n HT20_CH149_Full_5745MHz	
ANT	8	
Pol.	Horizontal	Fundamental
Peak	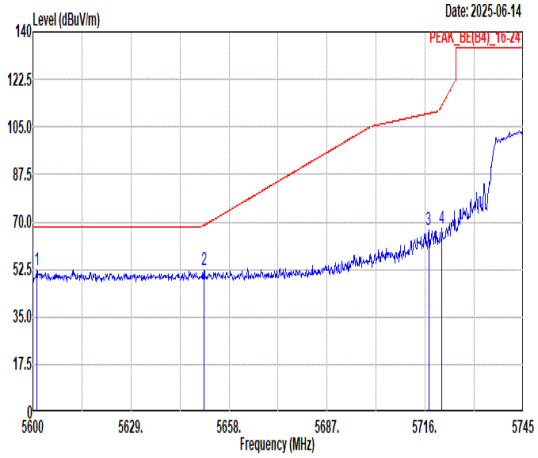 Freq Level Limit Line Margin Read Level Ant Factor Cable Loss Preamp Factor APos TPos Remark MHz dBuV/m dBuV/m dB dBuV dB/m dB dB cm deg 1 5601.16 52.20 68.30 -16.10 38.87 35.29 10.31 32.27 225 38 PEAK 2 5650.61 52.15 68.75 -16.60 38.73 35.40 10.33 32.31 225 38 PEAK 3 5717.02 67.12 109.97 -42.85 53.55 35.55 10.37 32.35 225 38 PEAK 4 5720.93 67.40 112.92 -45.52 53.83 35.56 10.37 32.36 225 38 PEAK	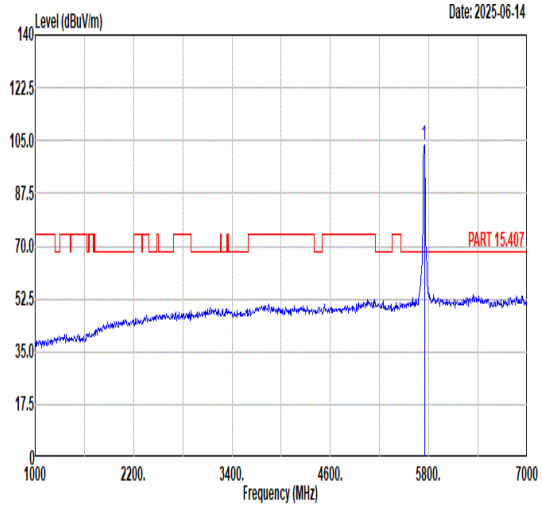 Freq Level Limit Line Margin Read Level Ant Factor Cable Loss Preamp Factor APos TPos Remark MHz dBuV/m dBuV/m dB dBuV dB/m dB dB cm deg 1 5745.00 103.45 ------ ------ 89.82 35.61 10.38 32.36 225 38 PEAK
Avg	Blank	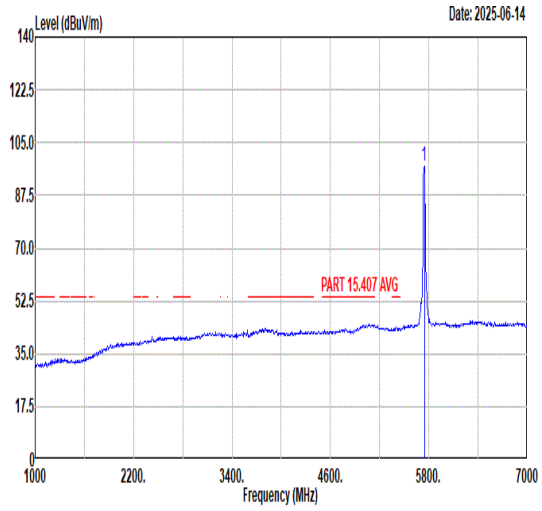 Freq Level Limit Line Margin Read Level Ant Factor Cable Loss Preamp Factor APos TPos Remark MHz dBuV/m dBuV/m dB dBuV dB/m dB dB cm deg 1 5745.00 97.40 ------ ------ 83.77 35.61 10.38 32.36 225 38 AVERAGE

Mode	32
	Band Edge
	U-NII-3_5.725-5.85_802.11n HT20_CH149_Full_5745MHz
ANT	8

Pol.	Vertical	Fundamental
Peak	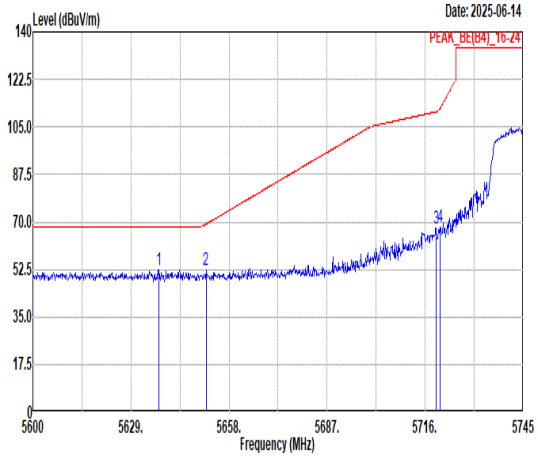 Freq Level Limit Line Margin Read Level Ant Factor Cable Loss Preamp Factor APos TPos Remark MHz dBuV/m dBuV/m dB dBuV dB/m dB dB cm deg 1 5637.27 52.40 68.30 -15.90 39.00 35.37 10.33 32.30 223 122 PEAK 2 5651.19 52.28 69.18 -16.90 38.86 35.40 10.33 32.31 223 122 PEAK 3 5719.19 67.72 110.57 -42.85 54.16 35.55 10.37 32.36 223 122 PEAK 4 5720.35 68.26 111.60 -43.34 54.69 35.56 10.37 32.36 223 122 PEAK	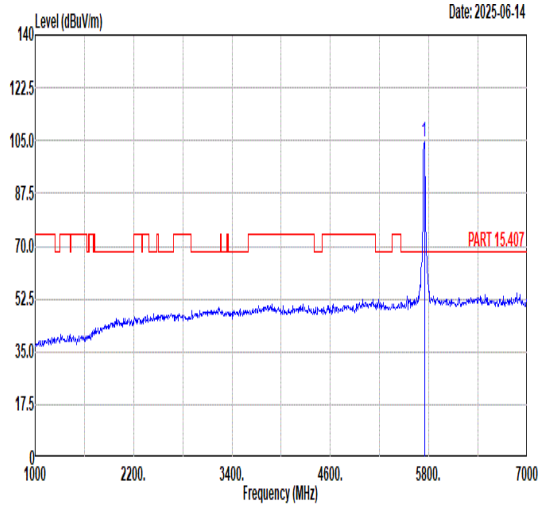 Freq Level Limit Line Margin Read Level Ant Factor Cable Loss Preamp Factor APos TPos Remark MHz dBuV/m dBuV/m dB dBuV dB/m dB dB cm deg 1 5745.00 104.37 ------ ------ 90.74 35.61 10.38 32.36 223 122 PEAK
Avg	Blank	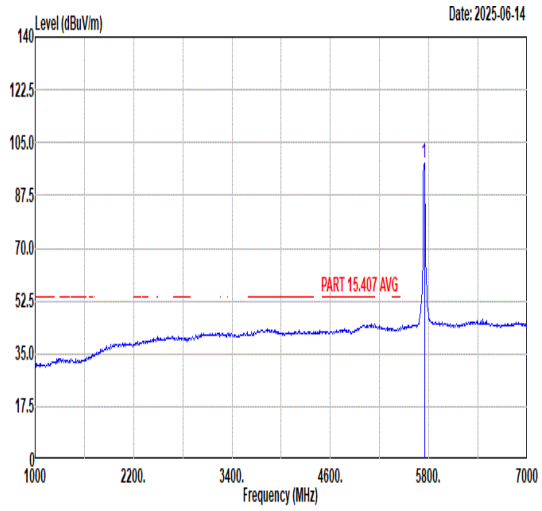 Freq Level Limit Line Margin Read Level Ant Factor Cable Loss Preamp Factor APos TPos Remark MHz dBuV/m dBuV/m dB dBuV dB/m dB dB cm deg 1 5745.00 98.09 ------ ------ 84.46 35.61 10.38 32.36 223 122 AVERAGE

Mode	32	
	Harmonic	
	U-NII-3_5.725-5.85_802.11n HT20_CH149_Full_5745MHz	
ANT	8	
Pol.	Horizontal	Vertical
Peak Avg	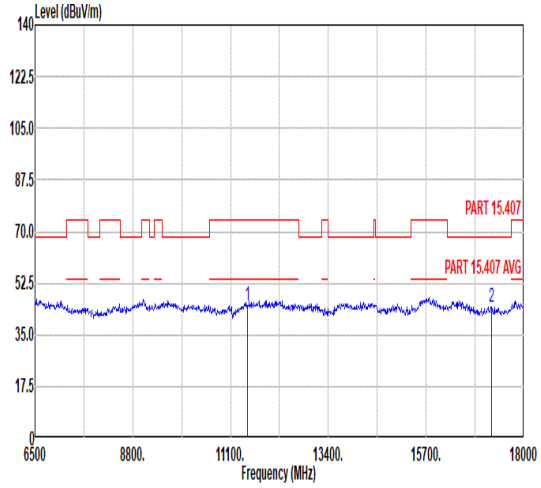 Freq Level Limit Line Margin Read Level Ant Factor Cable Loss Preamp Factor APos TPos Remark MHz dBuV/m dBuV/m dB dBuV dB/m dB dB cm deg 1 11490.00 44.94 74.00 -29.06 50.44 38.38 13.94 57.82 -- -- Peak 2 17235.00 44.40 68.30 -23.90 43.04 42.46 16.84 57.94 -- -- Peak	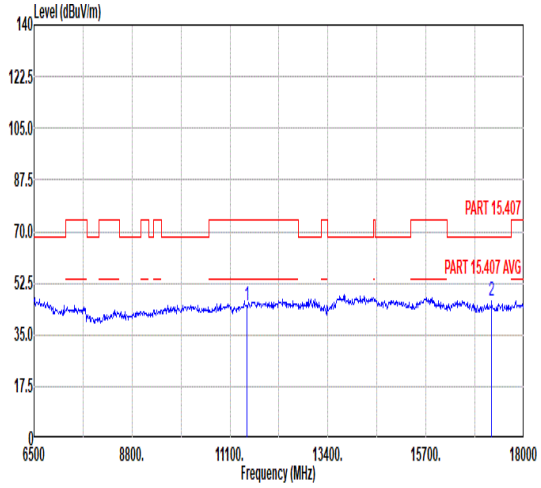 Freq Level Limit Line Margin Read Level Ant Factor Cable Loss Preamp Factor APos TPos Remark MHz dBuV/m dBuV/m dB dBuV dB/m dB dB cm deg 1 11490.00 45.00 74.00 -29.00 50.50 38.38 13.94 57.82 -- -- Peak 2 17235.00 46.49 68.30 -21.81 45.13 42.46 16.84 57.94 -- -- Peak

Mode	33	
	Harmonic	
	U-NII-3_5.725-5.85_802.11n HT20_CH157_Full_5785MHz	
ANT	8	
Pol.	Horizontal	Vertical
Peak Avg	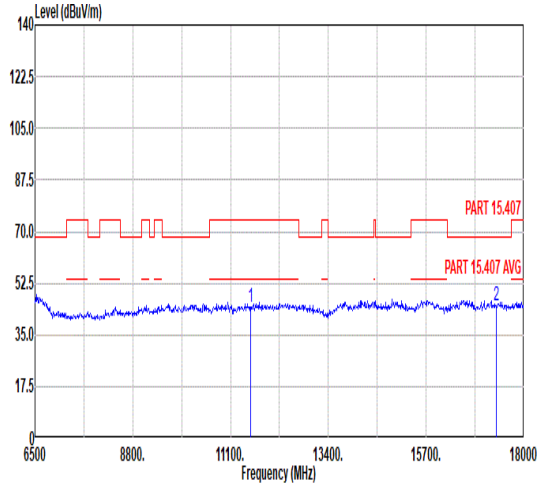 Freq Level Limit Line Margin Read Level Ant Factor Cable Loss Preamp Factor APos TPos Remark MHz dBuV/m dBuV/m dB dBuV dB/m dB dB cm deg 1 11570.00 44.42 74.00 -29.58 49.88 38.45 13.95 57.86 -- -- Peak 2 17355.00 44.69 68.30 -23.61 43.45 42.39 16.86 58.01 -- -- Peak	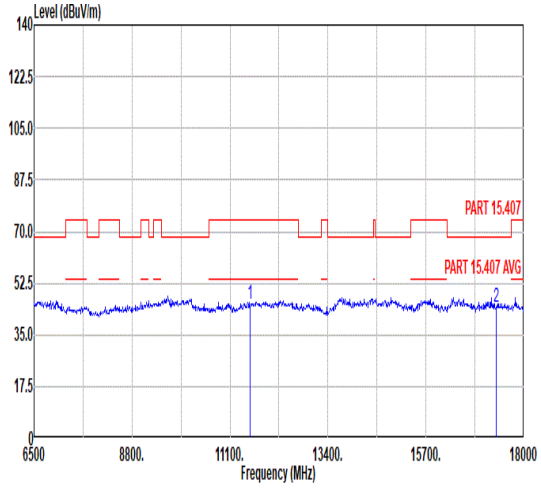 Freq Level Limit Line Margin Read Level Ant Factor Cable Loss Preamp Factor APos TPos Remark MHz dBuV/m dBuV/m dB dBuV dB/m dB dB cm deg 1 11570.00 45.22 74.00 -28.78 50.68 38.45 13.95 57.86 -- -- Peak 2 17355.00 44.59 68.30 -23.71 43.35 42.39 16.86 58.01 -- -- Peak

Mode	34
	Band Edge
	U-NII-3_5.725-5.85_802.11n HT20_CH165_Full_5825MHz
ANT	8

Pol.	Horizontal	Fundamental
Peak	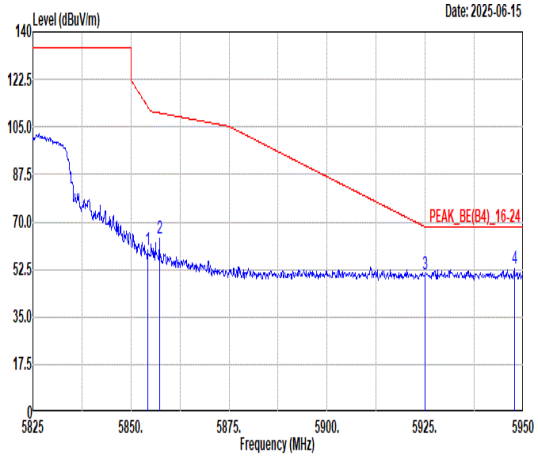 Freq Level Limit Line Margin Read Level Ant Factor Cable Loss Preamp Factor APos TPos Remark MHz dBuV/m dBuV/m dB dBuV dB/m dB dB cm deg 1 5854.25 59.53 112.51 -52.98 45.59 35.88 10.46 32.40 228 30 PEAK 2 5857.25 63.67 110.17 -46.50 49.71 35.89 10.47 32.40 228 30 PEAK 3 5924.88 50.91 68.29 -17.38 36.81 36.03 10.53 32.46 228 30 PEAK 4 5947.75 52.63 68.30 -15.67 38.52 36.05 10.55 32.49 228 30 PEAK	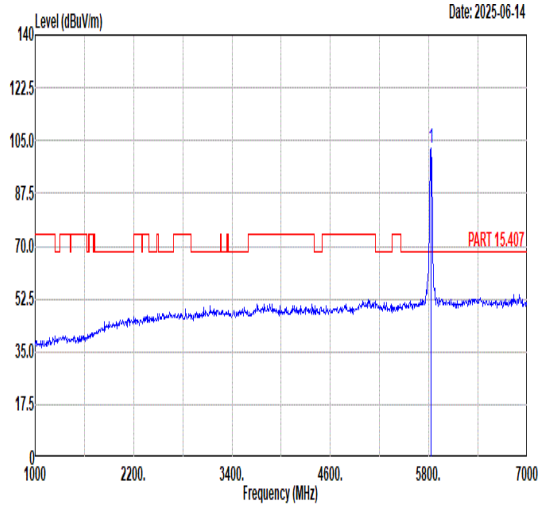 Freq Level Limit Line Margin Read Level Ant Factor Cable Loss Preamp Factor APos TPos Remark MHz dBuV/m dBuV/m dB dBuV dB/m dB dB cm deg 1 5825.00 102.59 ------ ------ 88.73 35.79 10.44 32.37 228 30 PEAK
Avg	Blank	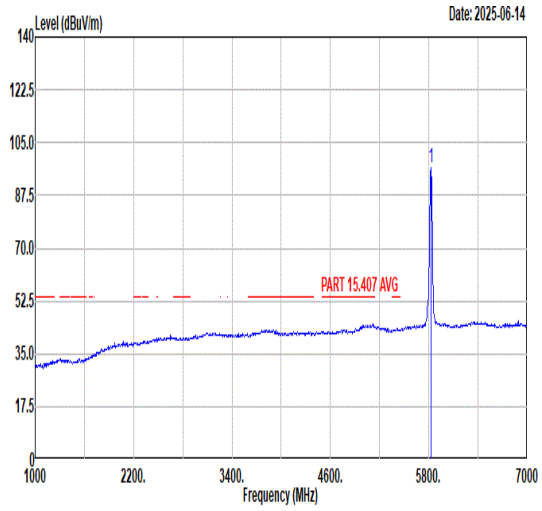 Freq Level Limit Line Margin Read Level Ant Factor Cable Loss Preamp Factor APos TPos Remark MHz dBuV/m dBuV/m dB dBuV dB/m dB dB cm deg 1 5825.00 96.87 ------ ------ 83.01 35.79 10.44 32.37 228 30 AVERAGE

Mode	34
	Band Edge
	U-NII-3_5.725-5.85_802.11n HT20_CH165_Full_5825MHz
ANT	8

Pol.	Vertical	Fundamental
Peak	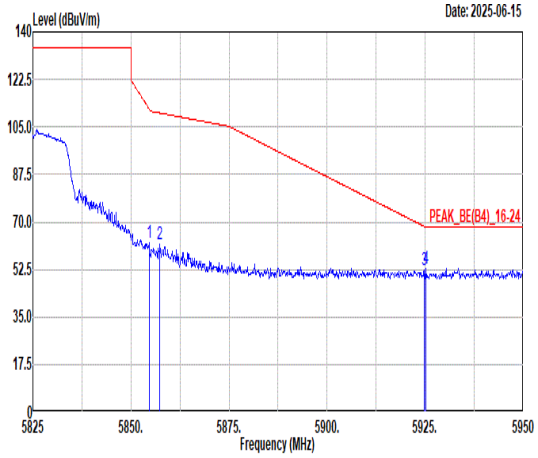 Freq Level Limit Line Margin Read Level Ant Factor Cable Loss Preamp Factor APos TPos Remark MHz dBuV/m dBuV/m dB dBuV dB/m dB dB cm deg 1 5854.63 62.56 111.65 -49.09 48.62 35.88 10.46 32.40 225 120 PEAK 2 5857.38 61.59 110.13 -48.54 47.63 35.89 10.47 32.40 225 120 PEAK 3 5924.75 52.33 68.38 -16.05 38.23 36.03 10.53 32.46 225 120 PEAK 4 5925.25 53.01 68.30 -15.29 38.91 36.03 10.53 32.46 225 120 PEAK	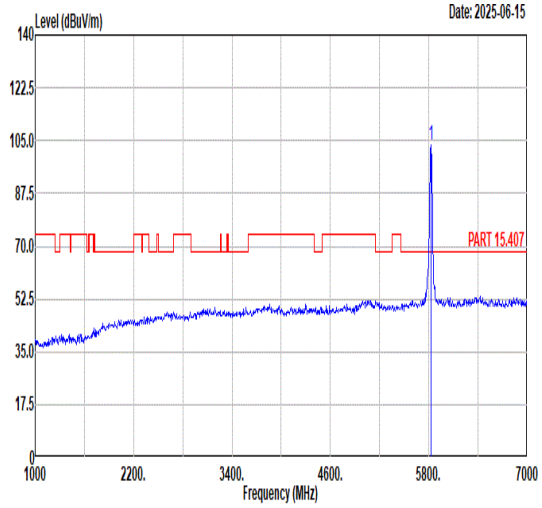 Freq Level Limit Line Margin Read Level Ant Factor Cable Loss Preamp Factor APos TPos Remark MHz dBuV/m dBuV/m dB dBuV dB/m dB dB cm deg 1 5825.00 103.41 ------ ------ 89.55 35.79 10.44 32.37 225 120 PEAK
Avg	Blank	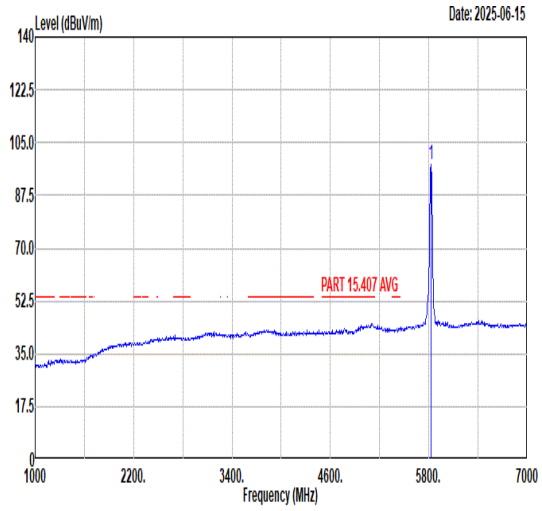 Freq Level Limit Line Margin Read Level Ant Factor Cable Loss Preamp Factor APos TPos Remark MHz dBuV/m dBuV/m dB dBuV dB/m dB dB cm deg 1 5825.00 97.78 ------ ------ 83.92 35.79 10.44 32.37 225 120 AVERAGE

Mode	34	
	Harmonic	
	U-NII-3_5.725-5.85_802.11n HT20_CH165_Full_5825MHz	
ANT	8	
Pol.	Horizontal	Vertical
Peak Avg	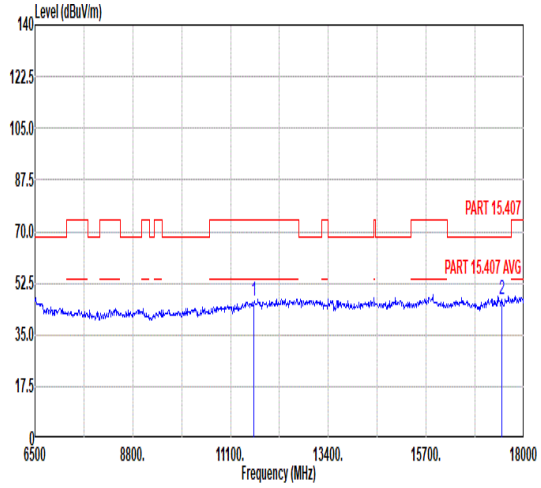 Freq Level Limit Line Margin Read Level Ant Factor Cable Loss Preamp Factor APos TPos Remark MHz dBuV/m dBuV/m dB dBuV dB/m dB dB cm deg 1 11650.00 46.37 74.00 -27.63 51.76 38.52 14.01 57.92 -- -- Peak 2 17475.00 47.25 68.30 -21.05 46.10 42.32 16.91 58.08 -- -- Peak	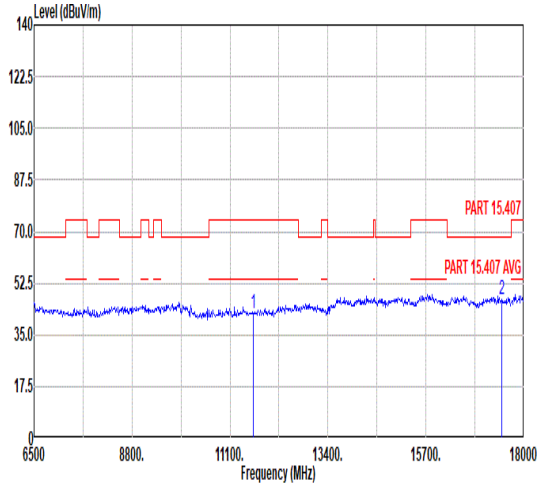 Freq Level Limit Line Margin Read Level Ant Factor Cable Loss Preamp Factor APos TPos Remark MHz dBuV/m dBuV/m dB dBuV dB/m dB dB cm deg 1 11650.00 42.48 74.00 -31.52 47.87 38.52 14.01 57.92 -- -- Peak 2 17475.00 46.76 68.30 -21.54 45.61 42.32 16.91 58.08 -- -- Peak

Mode	35
	Band Edge - L
	U-NII-3_5.725-5.85_802.11n HT40_CH151_Full_5755MHz
ANT	8

Pol.	Horizontal	Fundamental
Peak	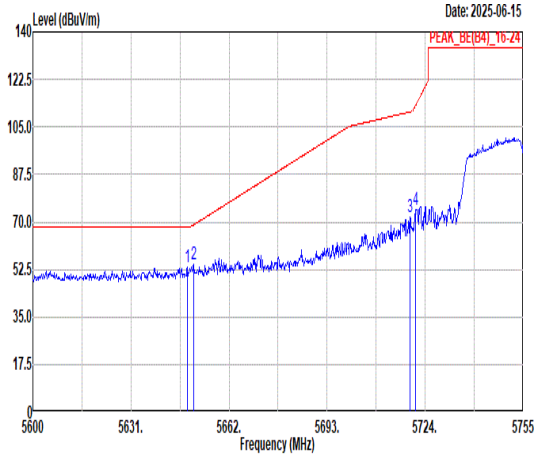 Freq Level Limit Line Margin Read Level Ant Factor Cable Loss Preamp Factor APos TPos Remark MHz dBuV/m dBuV/m dB dBuV dB/m dB dB cm deg 1 5648.83 53.22 68.30 -15.08 39.80 35.40 10.33 32.31 212 36 PEAK 2 5650.84 54.19 68.92 -14.73 40.77 35.40 10.33 32.31 212 36 PEAK 3 5719.20 72.04 110.57 -38.53 58.48 35.55 10.37 32.36 212 36 PEAK 4 5721.06 74.29 113.21 -38.92 60.72 35.56 10.37 32.36 212 36 PEAK	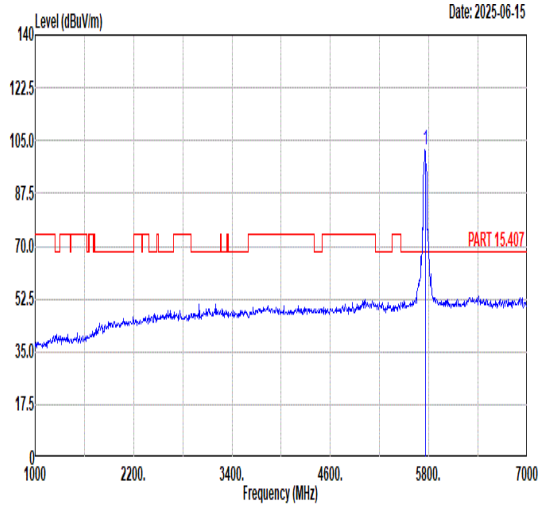 Freq Level Limit Line Margin Read Level Ant Factor Cable Loss Preamp Factor APos TPos Remark MHz dBuV/m dBuV/m dB dBuV dB/m dB dB cm deg 1 5755.00 102.22 ------ ------ 88.56 35.62 10.39 32.35 212 36 PEAK
Avg	Blank	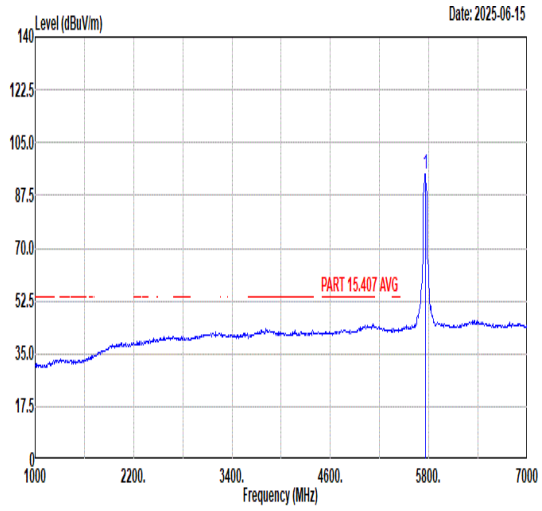 Freq Level Limit Line Margin Read Level Ant Factor Cable Loss Preamp Factor APos TPos Remark MHz dBuV/m dBuV/m dB dBuV dB/m dB dB cm deg 1 5755.00 94.40 ------ ------ 80.74 35.62 10.39 32.35 212 36 AVERAGE

Mode	35	
	Band Edge - R	
	U-NII-3_5.725-5.85_802.11n HT40_CH151_Full_5755MHz	
ANT	8	
Pol.	Horizontal	Fundamental
Peak	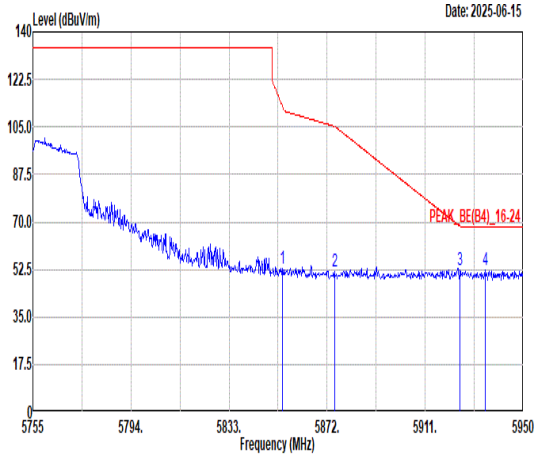 Freq Level Limit Line Margin Read Level Ant Factor Cable Loss Preamp Factor APos TPos Remark MHz dBuV/m dBuV/m dB dBuV dB/m dB dB cm deg 1 5854.26 53.07 112.50 -59.43 39.13 35.88 10.46 32.40 212 36 PEAK 2 5874.93 51.56 105.22 -53.66 37.55 35.94 10.48 32.41 212 36 PEAK 3 5924.85 52.40 68.31 -15.91 38.30 36.03 10.53 32.46 212 36 PEAK 4 5934.79 52.27 68.30 -16.03 38.17 36.04 10.53 32.47 212 36 PEAK	Blank

Mode	35	
	Band Edge - L	
	U-NII-3_5.725-5.85_802.11n HT40_CH151_Full_5755MHz	
ANT	8	
Pol.	Vertical	Fundamental
Peak	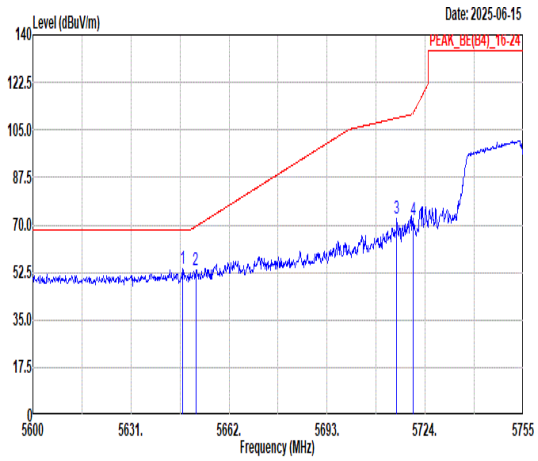 Freq Level Limit Line Margin Read Level Ant Factor Cable Loss Preamp Factor APos TPos Remark MHz dBuV/m dBuV/m dB dBuV dB/m dB dB cm deg 1 5647.43 53.66 68.30 -14.64 40.24 35.40 10.33 32.31 227 124 PEAK 2 5651.46 53.35 69.38 -16.03 39.93 35.40 10.33 32.31 227 124 PEAK 3 5715.01 72.17 109.40 -37.23 58.60 35.55 10.37 32.35 227 124 PEAK 4 5720.13 72.08 111.09 -39.01 58.51 35.56 10.37 32.36 227 124 PEAK	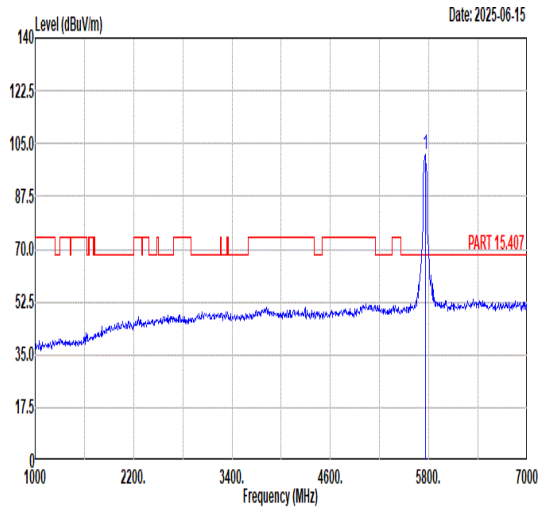 Freq Level Limit Line Margin Read Level Ant Factor Cable Loss Preamp Factor APos TPos Remark MHz dBuV/m dBuV/m dB dBuV dB/m dB dB cm deg 1 5755.00 101.21 ------ ------ 87.54 35.63 10.39 32.35 227 124 PEAK
Avg	Blank	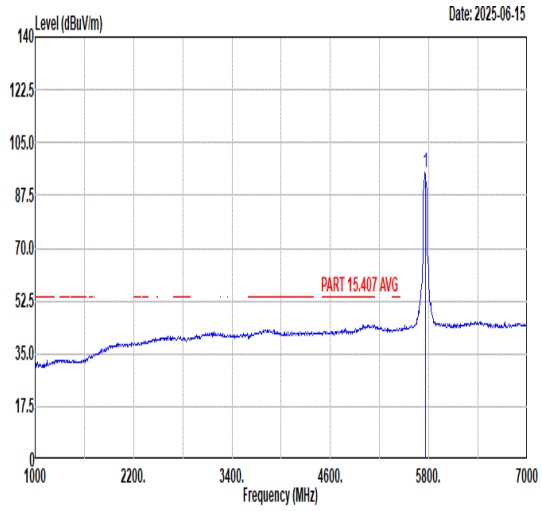 Freq Level Limit Line Margin Read Level Ant Factor Cable Loss Preamp Factor APos TPos Remark MHz dBuV/m dBuV/m dB dBuV dB/m dB dB cm deg 1 5755.00 94.83 ------ ------ 81.17 35.62 10.39 32.35 227 124 AVERAGE

Mode	35	
	Band Edge - R	
	U-NII-3_5.725-5.85_802.11n HT40_CH151_Full_5755MHz	
ANT	8	
Pol.	Vertical	Fundamental
Peak	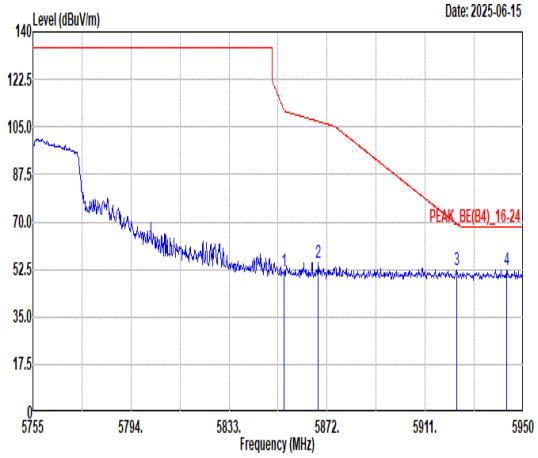 Freq Level Limit Line Margin Read Level Ant Factor Cable Loss Preamp Factor APos TPos Remark MHz dBuV/m dBuV/m dB dBuV dB/m dB dB cm deg 1 5854.84 51.89 111.17 -59.28 37.95 35.88 10.46 32.40 227 124 PEAK 2 5868.49 54.80 107.02 -52.22 40.81 35.92 10.48 32.41 227 124 PEAK 3 5923.48 52.24 69.32 -17.08 38.15 36.03 10.52 32.46 227 124 PEAK 4 5943.37 52.53 68.30 -15.77 38.43 36.05 10.54 32.49 227 124 PEAK	Blank

Mode	36	
	Band Edge - L	
	U-NII-3_5.725-5.85_802.11n HT40_CH159_Full_5795MHz	
ANT	8	
Pol.	Horizontal	Fundamental
Peak	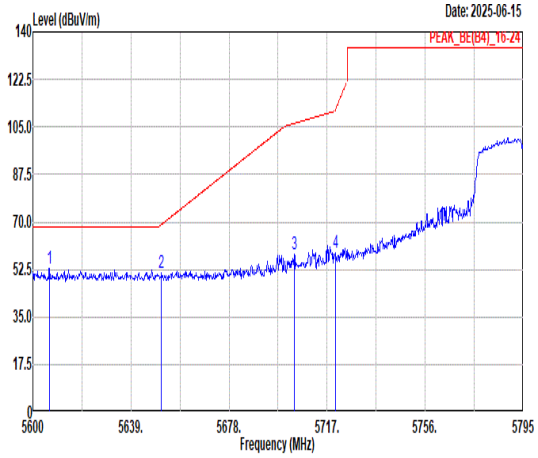 Freq Level Limit Line Margin Read Level Ant Factor Cable Loss Preamp Factor APos TPos Remark MHz dBuV/m dBuV/m dB dBuV dB/m dB dB cm deg 1 5606.63 52.61 68.30 -15.69 39.27 35.30 10.31 32.27 211 38 PEAK 2 5651.09 51.10 69.11 -18.01 37.68 35.40 10.33 32.31 211 38 PEAK 3 5703.94 58.29 106.30 -48.01 44.76 35.52 10.36 32.35 211 38 PEAK 4 5720.32 58.69 111.52 -52.83 45.12 35.56 10.37 32.36 211 38 PEAK	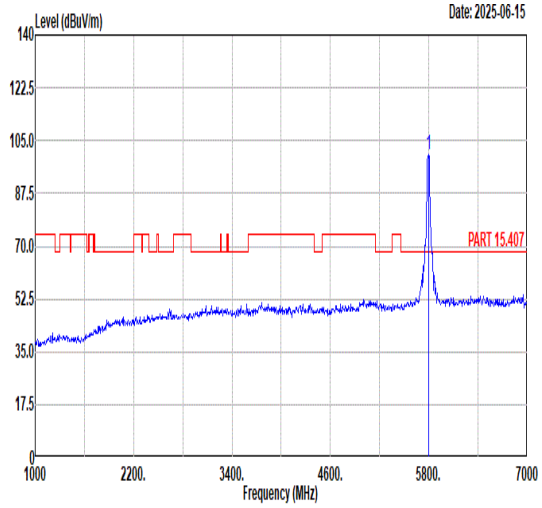 Freq Level Limit Line Margin Read Level Ant Factor Cable Loss Preamp Factor APos TPos Remark MHz dBuV/m dBuV/m dB dBuV dB/m dB dB cm deg 1 5795.00 100.40 ------ ------ 86.62 35.70 10.41 32.33 211 38 PEAK
Avg	Blank	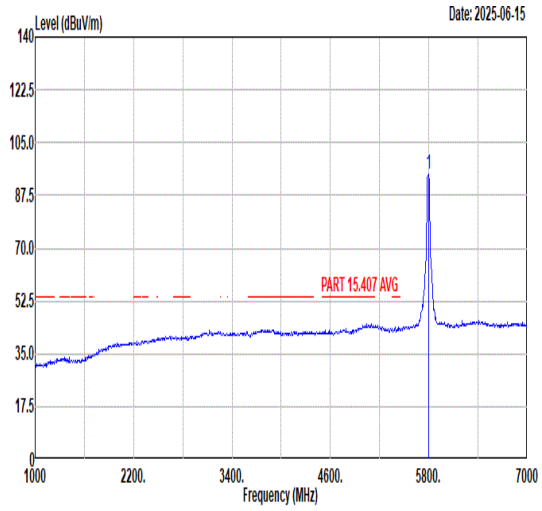 Freq Level Limit Line Margin Read Level Ant Factor Cable Loss Preamp Factor APos TPos Remark MHz dBuV/m dBuV/m dB dBuV dB/m dB dB cm deg 1 5795.00 94.74 ------ ------ 80.96 35.70 10.41 32.33 211 38 AVERAGE

Mode	36	
	Band Edge - R	
	U-NII-3_5.725-5.85_802.11n HT40_CH159_Full_5795MHz	
ANT	8	
Pol.	Horizontal	Fundamental
Peak	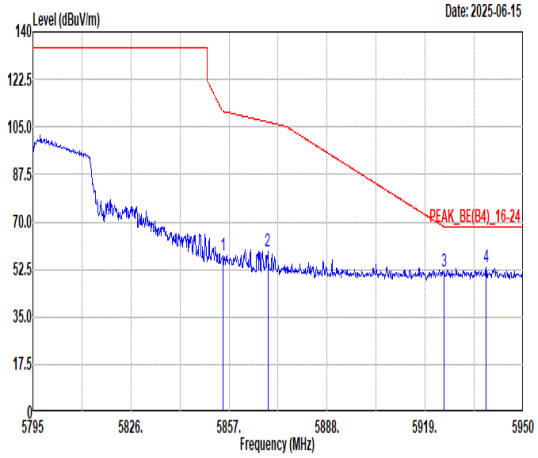 Freq Level Limit Line Margin Read Level Ant Factor Cable Loss Preamp Factor APos TPos Remark MHz dBuV/m dBuV/m dB dBuV dB/m dB dB cm deg 1 5854.99 57.84 110.83 -52.99 43.90 35.88 10.46 32.40 211 38 PEAK 2 5869.25 59.25 106.81 -47.56 45.26 35.92 10.48 32.41 211 38 PEAK 3 5924.89 51.87 68.28 -16.41 37.77 36.03 10.53 32.46 211 38 PEAK 4 5938.22 53.10 68.30 -15.20 39.00 36.04 10.54 32.48 211 38 PEAK	Blank

Mode	36
	Band Edge - L
	U-NII-3_5.725-5.85_802.11n HT40_CH159_Full_5795MHz
ANT	8

Pol.	Vertical	Fundamental
Peak	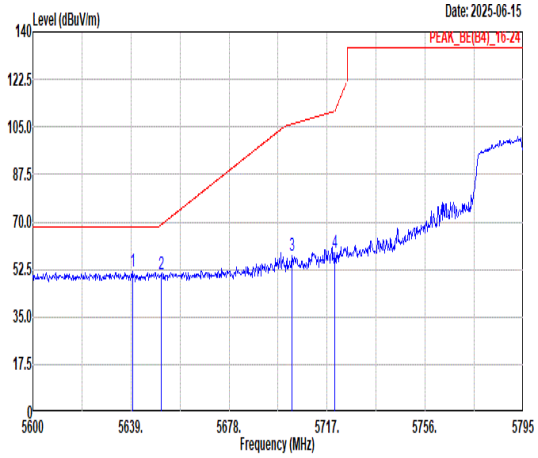 Freq Level Limit Line Margin Read Level Ant Factor Cable Loss Preamp Factor APos TPos Remark MHz dBuV/m dBuV/m dB dBuV dB/m dB dB cm deg 1 5639.78 51.57 68.30 -16.73 38.16 35.38 10.33 32.30 204 122 PEAK 2 5650.90 50.96 68.96 -18.00 37.54 35.40 10.33 32.31 204 122 PEAK 3 5703.16 57.66 106.08 -48.42 44.13 35.52 10.36 32.35 204 122 PEAK 4 5720.12 58.51 111.07 -52.56 44.94 35.56 10.37 32.36 204 122 PEAK	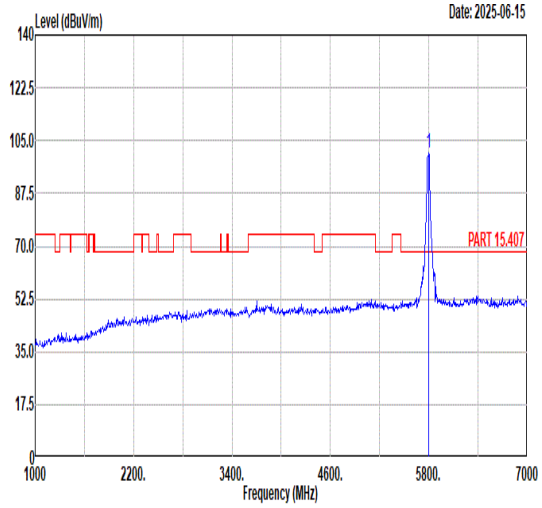 Freq Level Limit Line Margin Read Level Ant Factor Cable Loss Preamp Factor APos TPos Remark MHz dBuV/m dBuV/m dB dBuV dB/m dB dB cm deg 1 5795.00 100.64 ------ ------ 86.84 35.72 10.42 32.34 204 122 PEAK
Avg	Blank	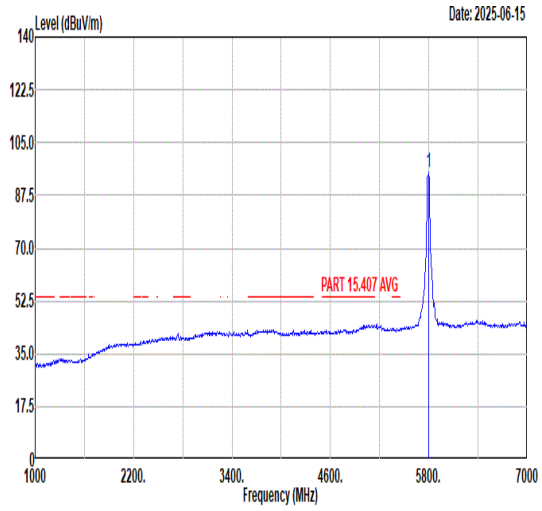 Freq Level Limit Line Margin Read Level Ant Factor Cable Loss Preamp Factor APos TPos Remark MHz dBuV/m dBuV/m dB dBuV dB/m dB dB cm deg 1 5795.00 95.06 ------ ------ 81.26 35.72 10.42 32.34 204 122 AVERAGE

Mode	36	
	Band Edge - R	
	U-NII-3_5.725-5.85_802.11n HT40_CH159_Full_5795MHz	
ANT	8	
Pol.	Vertical	Fundamental
Peak	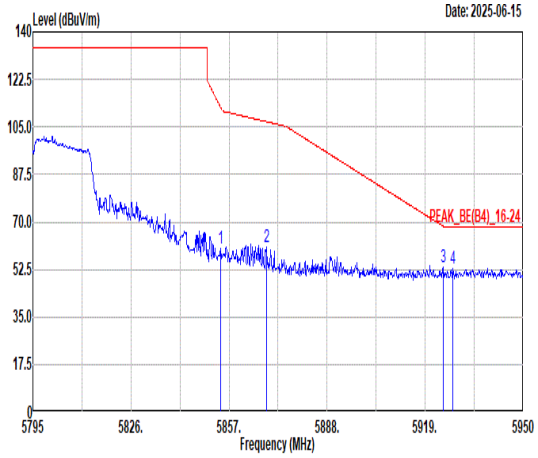 Freq Level Limit Line Margin Read Level Ant Factor Cable Loss Preamp Factor APos TPos Remark MHz dBuV/m dBuV/m dB dBuV dB/m dB dB cm deg 1 5854.37 59.96 112.25 -52.29 46.02 35.88 10.46 32.40 204 122 PEAK 2 5868.94 60.83 106.90 -46.07 46.84 35.92 10.48 32.41 204 122 PEAK 3 5924.74 53.19 68.40 -15.21 39.09 36.03 10.53 32.46 204 122 PEAK 4 5927.84 53.01 68.30 -15.29 38.91 36.03 10.53 32.46 204 122 PEAK	Blank

Mode	37
	Band Edge - L
	U-NII-3_5.725-5.85_802.11ac VHT80_CH155_Full_5775MHz
ANT	8

Pol.	Horizontal	Fundamental
Peak	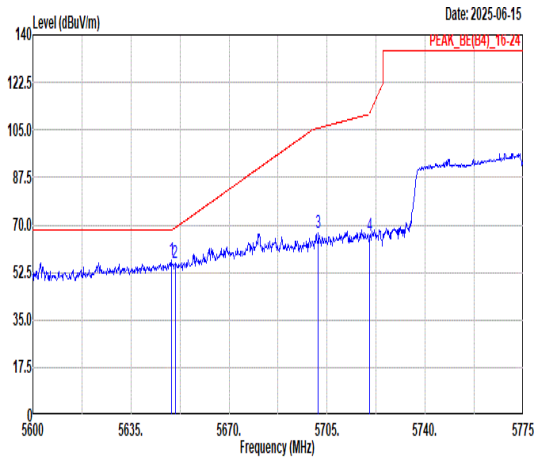 Freq Level Limit Line Margin Read Level Ant Factor Cable Loss Preamp Factor APos TPos Remark MHz dBuV/m dBuV/m dB dBuV dB/m dB dB cm deg 1 5649.35 57.19 68.30 -11.11 43.77 35.40 10.33 32.31 104 56 PEAK 2 5650.75 55.88 68.86 -12.98 42.46 35.40 10.33 32.31 104 56 PEAK 3 5701.85 67.11 105.72 -38.61 53.58 35.52 10.36 32.35 104 56 PEAK 4 5720.23 66.10 111.31 -45.21 52.53 35.56 10.37 32.36 104 56 PEAK	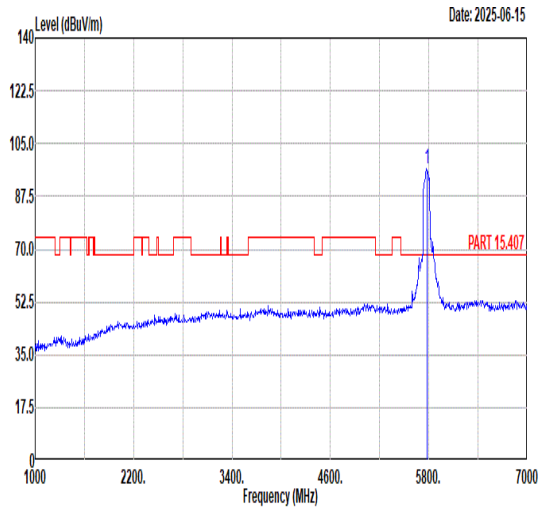 Freq Level Limit Line Margin Read Level Ant Factor Cable Loss Preamp Factor APos TPos Remark MHz dBuV/m dBuV/m dB dBuV dB/m dB dB cm deg 1 5775.00 96.49 ------ ------ 82.78 35.65 10.40 32.34 104 56 PEAK
Avg	Blank	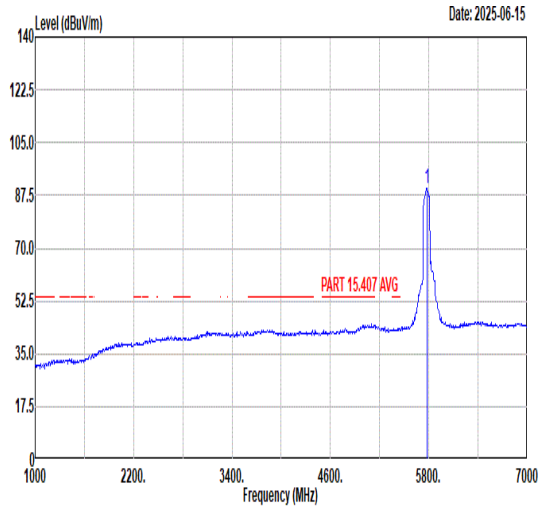 Freq Level Limit Line Margin Read Level Ant Factor Cable Loss Preamp Factor APos TPos Remark MHz dBuV/m dBuV/m dB dBuV dB/m dB dB cm deg 1 5775.00 89.90 ------ ------ 76.18 35.66 10.40 32.34 104 56 AVERAGE

Mode	37	
	Band Edge - R	
	U-NII-3_5.725-5.85_802.11ac VHT80_CH155_Full_5775MHz	
ANT	8	
Pol.	Horizontal	Fundamental
Peak	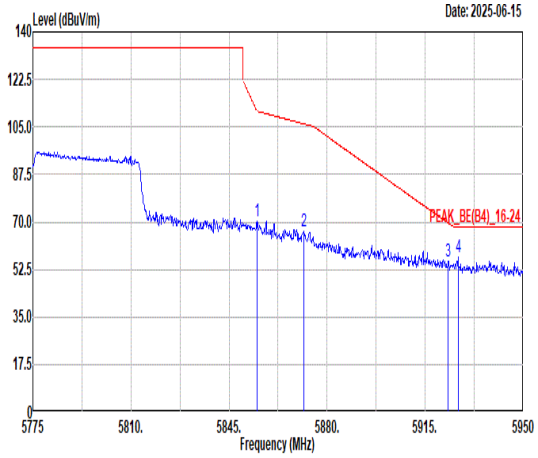 Freq Level Limit Line Margin Read Level Ant Factor Cable Loss Preamp Factor APos TPos Remark MHz dBuV/m dBuV/m dB dBuV dB/m dB dB cm deg 1 5854.98 70.50 110.86 -40.36 56.56 35.88 10.46 32.40 104 56 PEAK 2 5871.60 66.83 106.15 -39.32 52.83 35.93 10.48 32.41 104 56 PEAK 3 5923.23 55.61 69.51 -13.90 41.52 36.03 10.52 32.46 104 56 PEAK 4 5926.73 56.96 68.30 -11.34 42.86 36.03 10.53 32.46 104 56 PEAK	Blank

Mode	37
	Band Edge - L
	U-NII-3_5.725-5.85_802.11ac VHT80_CH155_Full_5775MHz
ANT	8

Pol.	Vertical	Fundamental
Peak	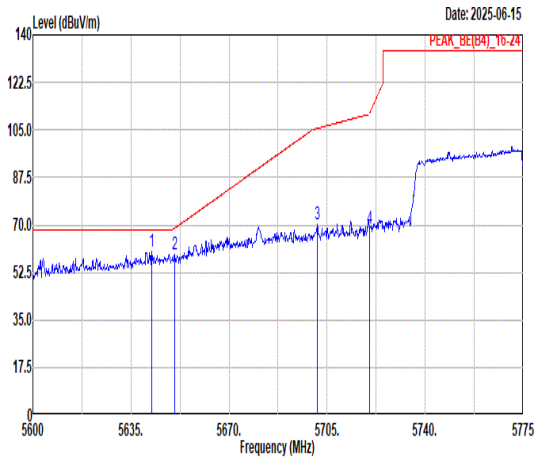 Freq Level Limit Line Margin Read Level Ant Factor Cable Loss Preamp Factor APos TPos Remark MHz dBuV/m dBuV/m dB dBuV dB/m dB dB cm deg 1 5642.53 60.34 68.30 -7.96 46.93 35.38 10.33 32.30 215 122 PEAK 2 5650.58 58.97 68.73 -9.76 45.55 35.40 10.33 32.31 215 122 PEAK 3 5701.50 70.21 105.62 -35.41 56.68 35.52 10.36 32.35 215 122 PEAK 4 5720.05 68.89 110.91 -42.02 55.32 35.56 10.37 32.36 215 122 PEAK	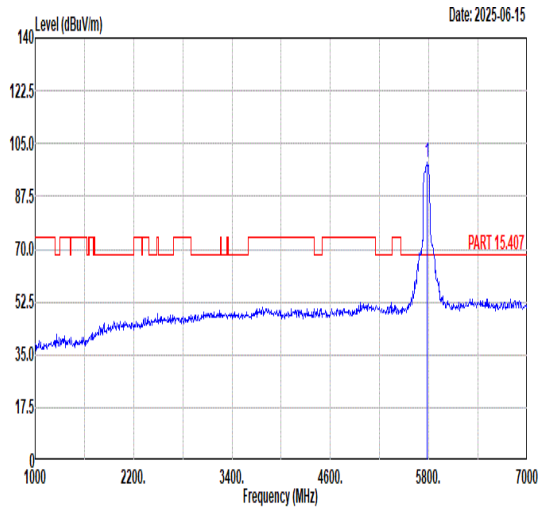 Freq Level Limit Line Margin Read Level Ant Factor Cable Loss Preamp Factor APos TPos Remark MHz dBuV/m dBuV/m dB dBuV dB/m dB dB cm deg 1 5775.00 98.94 ------ ------ 85.20 35.68 10.40 32.34 215 122 PEAK
Avg	Blank	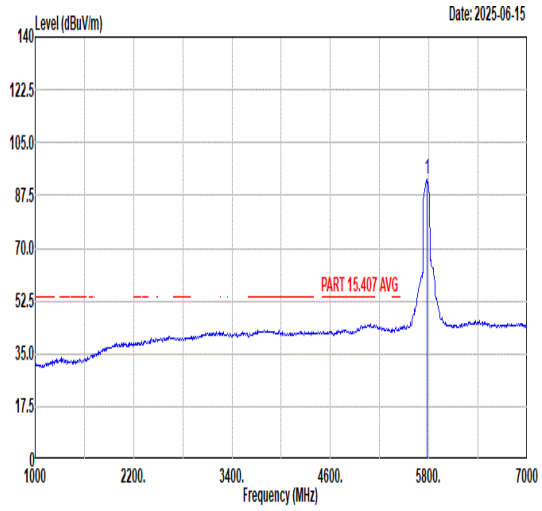 Freq Level Limit Line Margin Read Level Ant Factor Cable Loss Preamp Factor APos TPos Remark MHz dBuV/m dBuV/m dB dBuV dB/m dB dB cm deg 1 5775.00 92.75 ------ ------ 79.03 35.66 10.40 32.34 215 122 AVERAGE

Mode	37	
	Band Edge - R	
	U-NII-3_5.725-5.85_802.11ac VHT80_CH155_Full_5775MHz	
ANT	8	
Pol.	Vertical	Fundamental
Peak	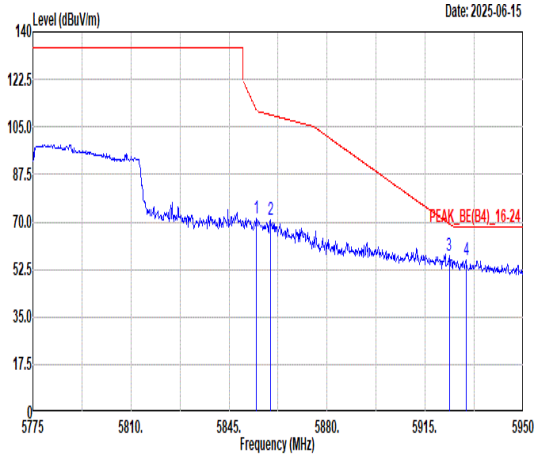 Freq Level Limit Line Margin Read Level Ant Factor Cable Loss Preamp Factor APos TPos Remark MHz dBuV/m dBuV/m dB dBuV dB/m dB dB cm deg 1 5854.80 71.47 111.26 -39.79 57.53 35.88 10.46 32.40 215 122 PEAK 2 5859.70 70.84 109.48 -38.64 56.89 35.89 10.47 32.41 215 122 PEAK 3 5923.58 57.80 69.25 -11.45 43.71 36.03 10.52 32.46 215 122 PEAK 4 5929.53 55.88 68.30 -12.42 41.79 36.03 10.53 32.47 215 122 PEAK	Blank

Mode	37	
	Harmonic	
	U-NII-3_5.725-5.85_802.11ac VHT80_CH155_Full_5775MHz	
ANT	8	
Pol.	Horizontal	Vertical
Peak Avg	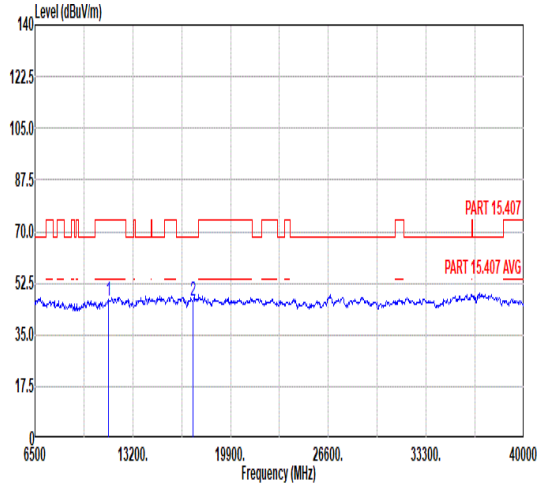 Freq Level Limit Line Margin Read Level Ant Factor Cable Loss Preamp Factor APos TPos Remark MHz dBuV/m dBuV/m dB dBuV dB/m dB dB cm deg 1 11550.00 46.42 74.00 -27.58 51.87 38.44 13.95 57.84 -- -- Peak 2 17325.00 46.42 68.30 -21.88 45.14 42.41 16.86 57.99 -- -- Peak	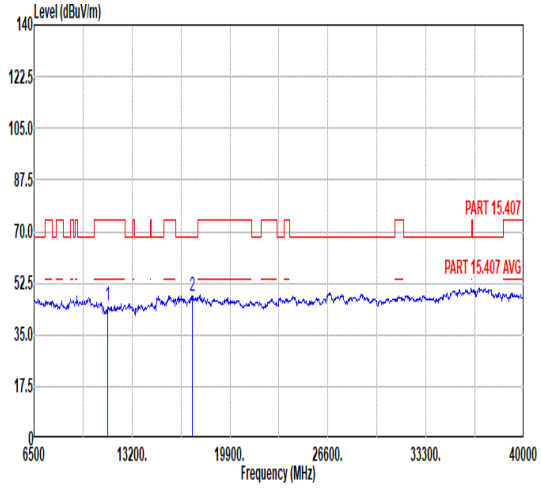 Freq Level Limit Line Margin Read Level Ant Factor Cable Loss Preamp Factor APos TPos Remark MHz dBuV/m dBuV/m dB dBuV dB/m dB dB cm deg 1 11550.00 45.10 74.00 -28.90 50.55 38.44 13.95 57.84 -- -- Peak 2 17325.00 47.86 68.30 -20.44 46.58 42.41 16.86 57.99 -- -- Peak

Mode	38	
	LF	
	U-NII-1_5.15-5.25_802.11ac VHT80_CH42_Full_LFMHz	
ANT	8	
Pol.	Horizontal	Vertical
QP/ Peak	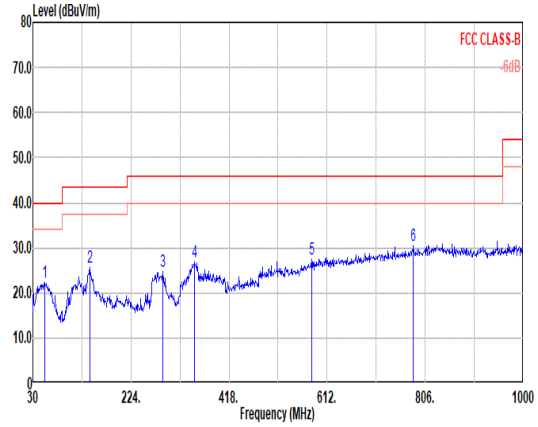	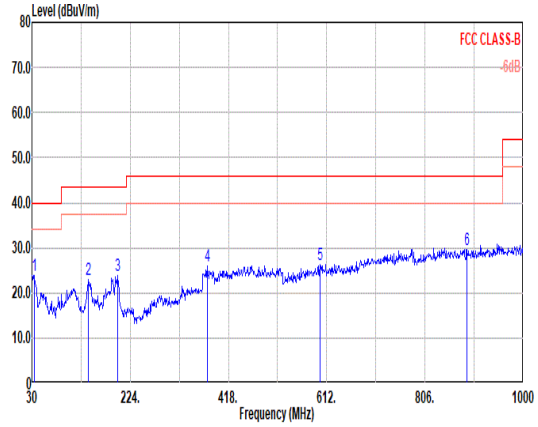

	Freq	Level	Limit Line	Margin	Read Level	Ant Factor	Cable Loss	Preamp Factor	APos	TPos	Remark
	MHz	dBuV/m	dBuV/m	dB	dBuV	dB/m	dB	dB	cm	deg	
1	54.25	22.40	40.00	-17.60	37.16	19.42	0.75	34.93	--	--	Peak
2	142.52	25.81	43.50	-17.69	40.93	18.35	1.25	34.72	--	--	Peak
3	287.05	24.91	46.00	-21.09	39.06	18.72	1.76	34.63	--	--	Peak
4	349.13	26.91	46.00	-19.09	39.37	20.20	1.94	34.60	--	--	Peak
5	580.96	27.61	46.00	-18.39	34.25	25.36	2.56	34.56	--	--	Peak
6	782.72	30.63	46.00	-15.37	34.22	27.75	3.00	34.34	--	--	Peak

	Freq	Level	Limit Line	Margin	Read Level	Ant Factor	Cable Loss	Preamp Factor	APos	TPos	Remark
	MHz	dBuV/m	dBuV/m	dB	dBuV	dB/m	dB	dB	cm	deg	
1	34.85	23.73	40.00	-16.27	39.37	18.68	0.58	34.90	--	--	Peak
2	141.55	23.03	43.50	-20.47	38.23	18.27	1.25	34.72	--	--	Peak
3	198.78	23.84	43.50	-19.66	41.01	16.05	1.48	34.70	--	--	Peak
4	376.29	25.91	46.00	-20.09	37.58	20.85	2.03	34.55	--	--	Peak
5	598.42	26.24	46.00	-19.76	32.20	26.02	2.61	34.59	--	--	Peak
6	889.42	29.69	46.00	-16.31	32.18	28.67	3.14	34.30	--	--	Peak

Mode	39	
	LF	
	U-NII-3_5.725-5.85_802.11ac VHT80_CH155_Full_LFMHz	
ANT	8	
Pol.	Horizontal	Vertical
QP/ Peak	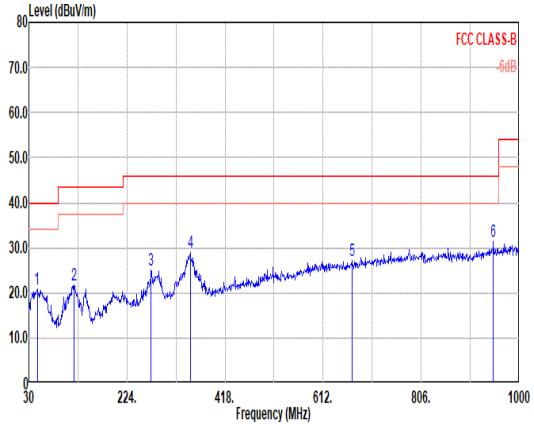	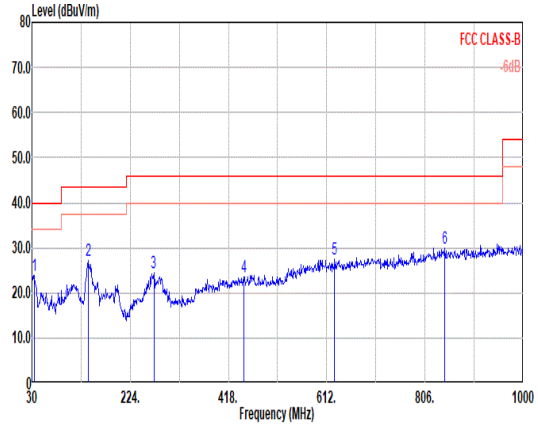

Horizontal:

	Freq	Level	Limit Line	Margin	Read Level	Ant Factor	Cable Loss	Preamp Factor	APos	TPos	Remark
	MHz	dBuV/m	dBuV/m	dB	dBuV	dB/m	dB	dB	cm	deg	
1	46.49	20.87	40.00	-19.13	35.56	19.62	0.69	35.00	--	--	Peak
2	119.24	21.64	43.50	-21.86	38.77	16.47	1.16	34.76	--	--	Peak
3	271.53	25.00	46.00	-21.00	39.71	18.24	1.71	34.66	--	--	Peak
4	349.13	28.91	46.00	-17.09	41.37	20.20	1.94	34.60	--	--	Peak
5	669.23	27.26	46.00	-18.74	32.40	26.58	2.74	34.46	--	--	Peak
6	948.59	31.41	46.00	-14.59	32.71	29.74	3.26	34.30	--	--	Peak

Vertical:

	Freq	Level	Limit Line	Margin	Read Level	Ant Factor	Cable Loss	Preamp Factor	APos	TPos	Remark
	MHz	dBuV/m	dBuV/m	dB	dBuV	dB/m	dB	dB	cm	deg	
1	34.85	23.73	40.00	-16.27	39.37	18.68	0.58	34.90	--	--	Peak
2	141.55	27.03	43.50	-16.47	42.23	18.27	1.25	34.72	--	--	Peak
3	270.56	24.31	46.00	-21.69	39.05	18.21	1.71	34.66	--	--	Peak
4	448.07	23.62	46.00	-22.38	33.19	22.70	2.23	34.50	--	--	Peak
5	627.52	27.40	46.00	-18.60	33.10	26.18	2.66	34.54	--	--	Peak
6	844.80	29.81	46.00	-16.19	32.31	28.71	3.09	34.30	--	--	Peak

Mode	40	
	Band Edge - L	
	CO-TX	
ANT	8	
Pol.	Horizontal	Fundamental
Peak	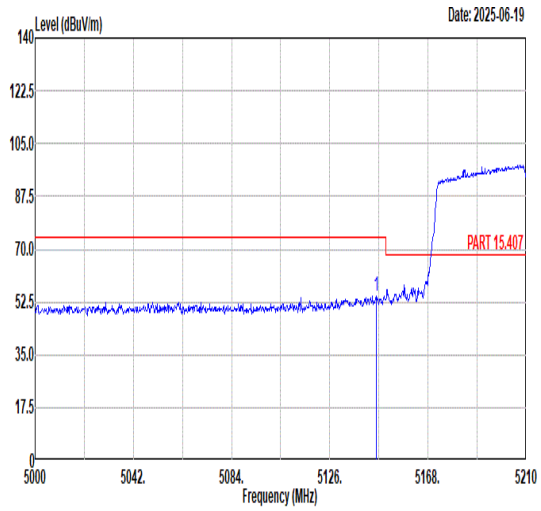 Freq Level Limit Line Margin Read Level Ant Factor Cable Loss Preamp Factor APos TPos Remark MHz dBuV/m dBuV/m dB dBuV dB/m dB dB cm deg 1 5145.74 54.56 74.00 -19.44 41.91 34.95 9.95 32.25 113 302 PEAK	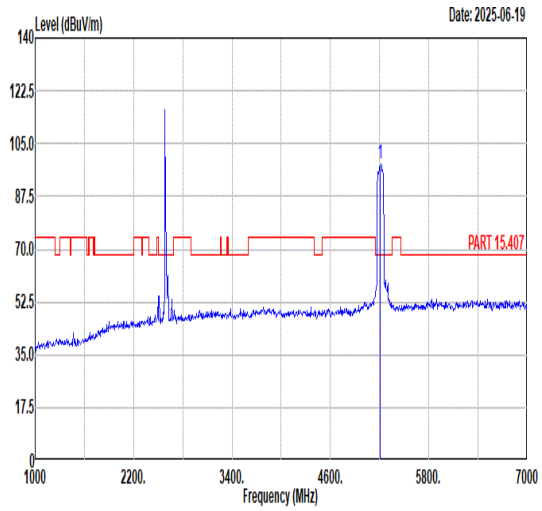 Freq Level Limit Line Margin Read Level Ant Factor Cable Loss Preamp Factor APos TPos Remark MHz dBuV/m dBuV/m dB dBuV dB/m dB dB cm deg 1 5210.00 98.29 ------ ------ 90.97 32.19 8.56 33.43 113 302 PEAK
Avg	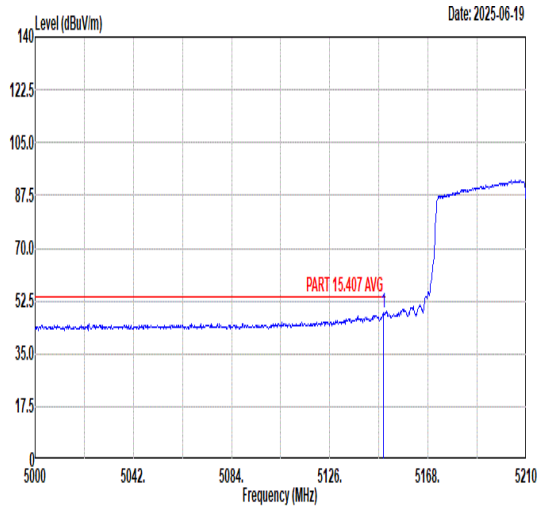 Freq Level Limit Line Margin Read Level Ant Factor Cable Loss Preamp Factor APos TPos Remark MHz dBuV/m dBuV/m dB dBuV dB/m dB dB cm deg 1 5148.89 48.55 54.00 -5.45 35.89 34.95 9.96 32.25 113 302 AVERAGE	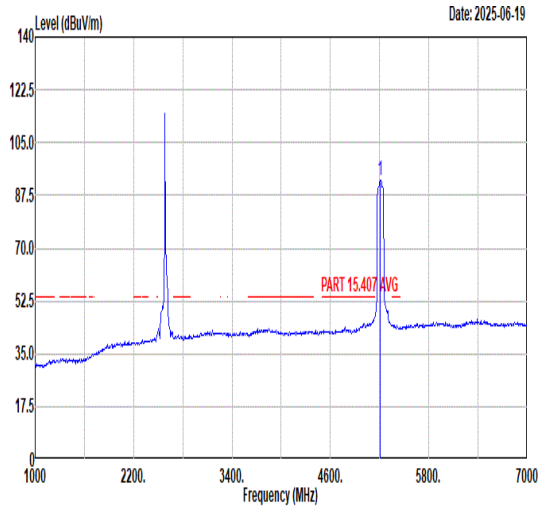 Freq Level Limit Line Margin Read Level Ant Factor Cable Loss Preamp Factor APos TPos Remark MHz dBuV/m dBuV/m dB dBuV dB/m dB dB cm deg 1 5210.00 92.58 ------ ------ 85.26 32.19 8.56 33.43 113 302 AVERAGE

Mode	40	
	Band Edge - R	
	CO-TX	
ANT	8	
Pol.	Horizontal	Fundamental
Peak	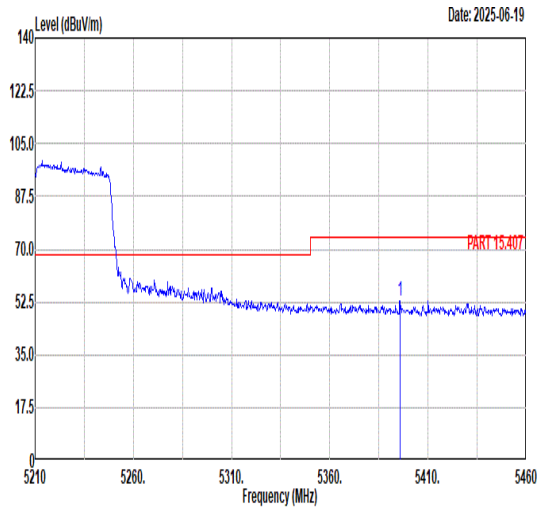 Freq Level Limit Line Margin Read Level Ant Factor Cable Loss Preamp Factor APos TPos Remark MHz dBuV/m dBuV/m dB dBuV dB/m dB dB cm deg 1 5395.75 52.79 74.00 -21.21 39.49 35.20 10.28 32.18 113 302 PEAK	Blank
Avg	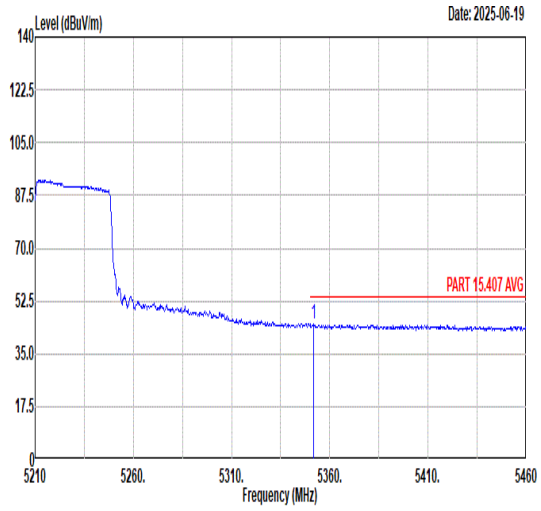 Freq Level Limit Line Margin Read Level Ant Factor Cable Loss Preamp Factor APos TPos Remark MHz dBuV/m dBuV/m dB dBuV dB/m dB dB cm deg 1 5351.75 44.83 54.00 -9.17 31.59 35.20 10.21 32.17 113 302 AVERAGE	Blank

Mode	40	
	Band Edge - L	
	CO-TX	
ANT	8	
Pol.	Vertical	Fundamental
Peak	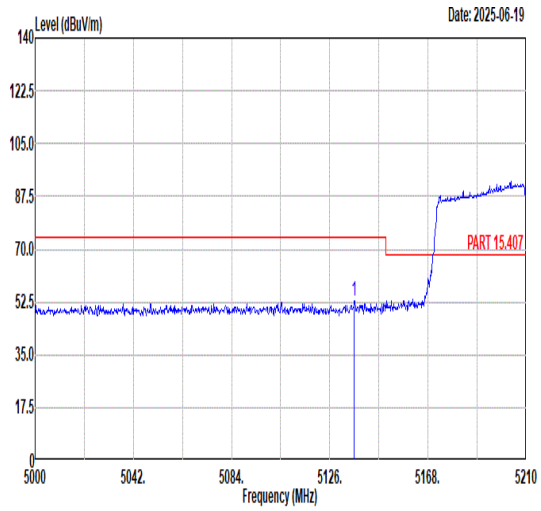 Freq Level Limit Line Margin Read Level Ant Factor Cable Loss Preamp Factor APos TPos Remark MHz dBuV/m dBuV/m dB dBuV dB/m dB dB cm deg 1 5136.50 52.65 74.00 -21.35 40.01 34.94 9.95 32.25 352 242 PEAK	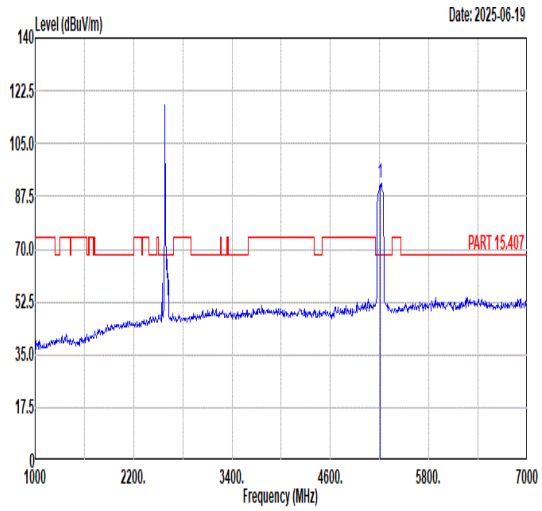 Freq Level Limit Line Margin Read Level Ant Factor Cable Loss Preamp Factor APos TPos Remark MHz dBuV/m dBuV/m dB dBuV dB/m dB dB cm deg 1 5210.00 91.69 ------ ------ 84.37 32.19 8.56 33.43 352 242 PEAK
Avg	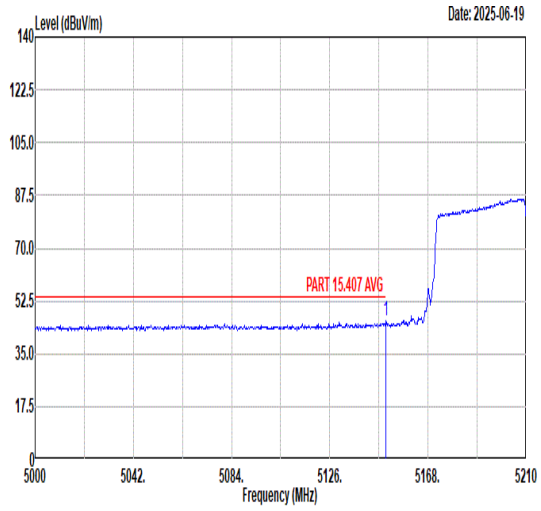 Freq Level Limit Line Margin Read Level Ant Factor Cable Loss Preamp Factor APos TPos Remark MHz dBuV/m dBuV/m dB dBuV dB/m dB dB cm deg 1 5149.94 45.78 54.00 -8.22 33.12 34.95 9.96 32.25 352 242 AVERAGE	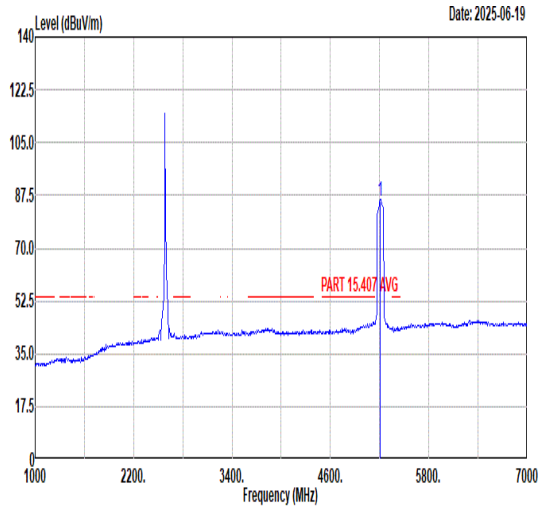 Freq Level Limit Line Margin Read Level Ant Factor Cable Loss Preamp Factor APos TPos Remark MHz dBuV/m dBuV/m dB dBuV dB/m dB dB cm deg 1 5210.00 85.56 ------ ------ 78.24 32.19 8.56 33.43 352 242 AVERAGE

Mode	40	
	Band Edge - R	
	CO-TX	
ANT	8	
Pol.	Vertical	Fundamental
Peak	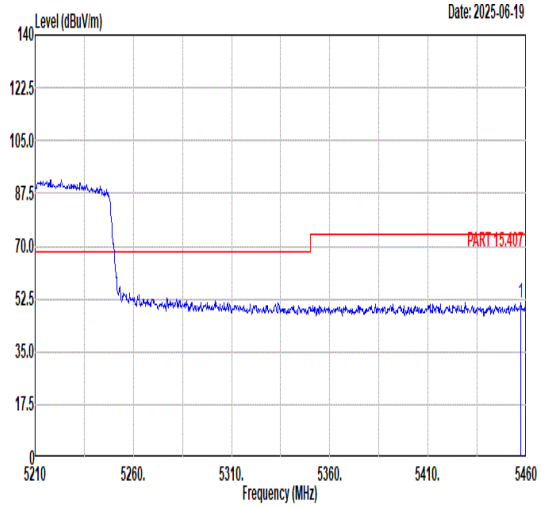 Freq Level Limit Line Margin Read Level Ant Factor Cable Loss Preamp Factor APos TPos Remark MHz dBuV/m dBuV/m dB dBuV dB/m dB dB cm deg 1 5457.25 51.46 74.00 -22.54 38.22 35.20 10.30 32.26 352 242 PEAK	Blank
Avg	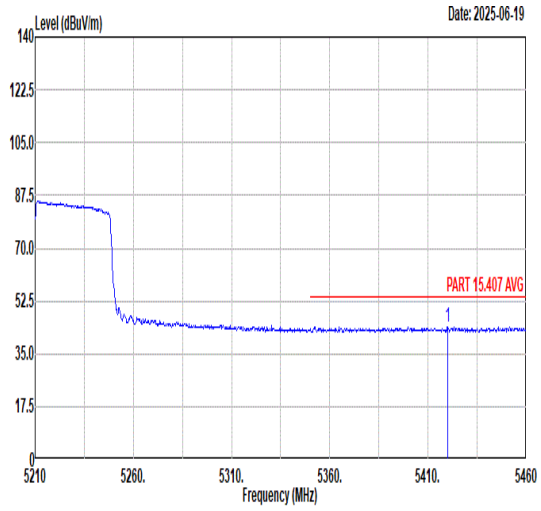 Freq Level Limit Line Margin Read Level Ant Factor Cable Loss Preamp Factor APos TPos Remark MHz dBuV/m dBuV/m dB dBuV dB/m dB dB cm deg 1 5420.00 43.87 54.00 -10.13 30.59 35.20 10.29 32.21 352 242 AVERAGE	Blank

Mode	40	
	Harmonic	
	CO-TX	
ANT	8	
Pol.	Horizontal	Vertical
Peak Avg	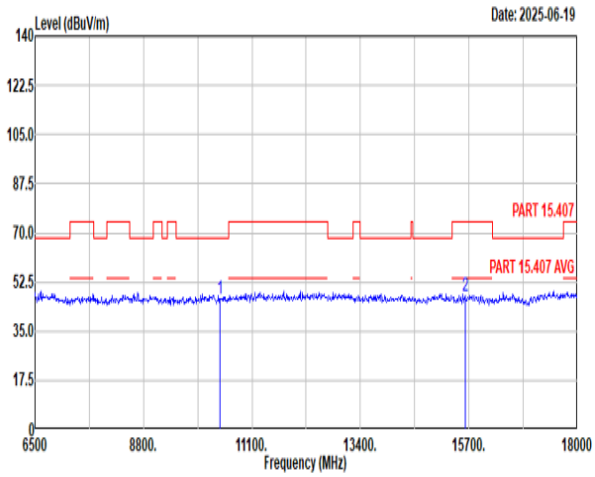 Freq Level Limit Line Margin Read Level Ant Factor Cable Loss Preamp Factor APos TPos Remark MHz dBuV/m dBuV/m dB dBuV dB/m dB dB cm deg 1 10420.00 46.69 68.30 -21.61 55.81 37.25 13.28 59.65 -- -- Peak 2 15630.00 47.44 74.00 -26.56 49.42 40.28 15.83 58.09 -- -- Peak	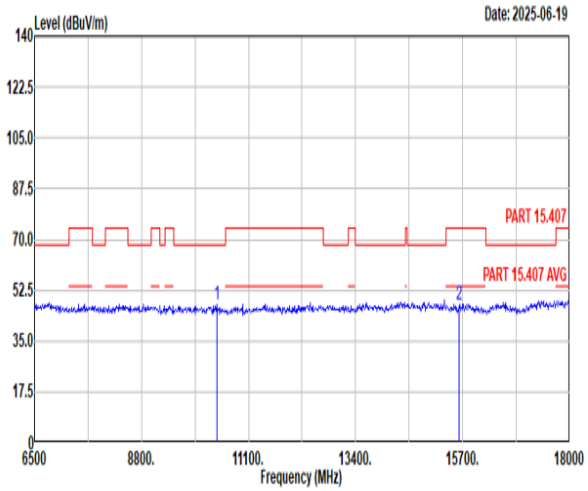 Freq Level Limit Line Margin Read Level Ant Factor Cable Loss Preamp Factor APos TPos Remark MHz dBuV/m dBuV/m dB dBuV dB/m dB dB cm deg 1 10420.00 47.29 68.30 -21.01 56.41 37.25 13.28 59.65 -- -- Peak 2 15630.00 47.35 74.00 -26.65 49.33 40.28 15.83 58.09 -- -- Peak

Mode	41	
	Band Edge	
	CO-TX	
ANT	8	
Pol.	Horizontal	Fundamental
Peak	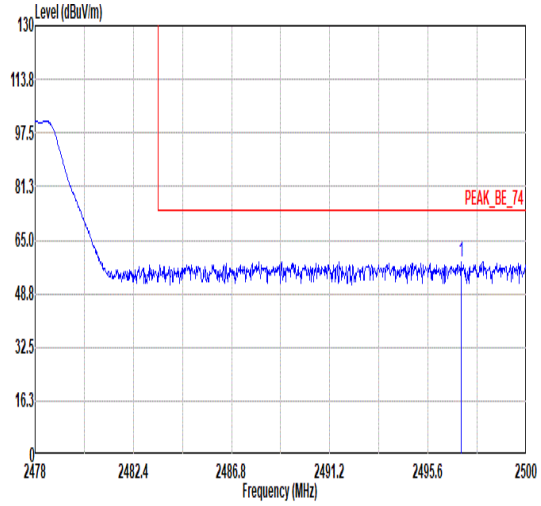 Freq Level Limit Line Margin Read Level Ant Factor Cable Loss Preamp Factor APos TPos Remark MHz dBuV/m dBuV/m dB dBuV dB/m dB dB cm deg 1 2497.07 58.54 74.00 -15.46 51.44 32.10 8.45 33.45 338 309 PEAK	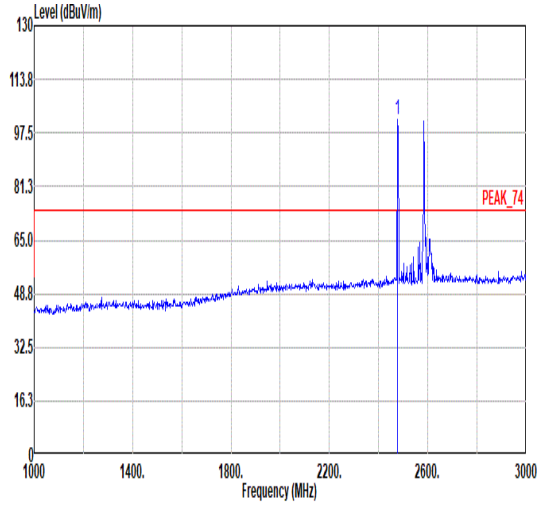 Freq Level Limit Line Margin Read Level Ant Factor Cable Loss Preamp Factor APos TPos Remark MHz dBuV/m dBuV/m dB dBuV dB/m dB dB cm deg 1 2478.00 101.61 ------ ------ 94.61 32.03 8.43 33.46 338 309 PEAK
Avg	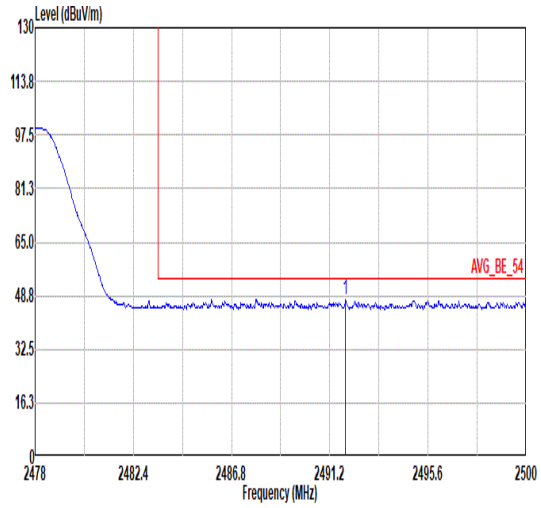 Freq Level Limit Line Margin Read Level Ant Factor Cable Loss Preamp Factor APos TPos Remark MHz dBuV/m dBuV/m dB dBuV dB/m dB dB cm deg 1 2491.90 47.75 54.00 -6.25 40.68 32.08 8.44 33.45 338 309 AVERAGE	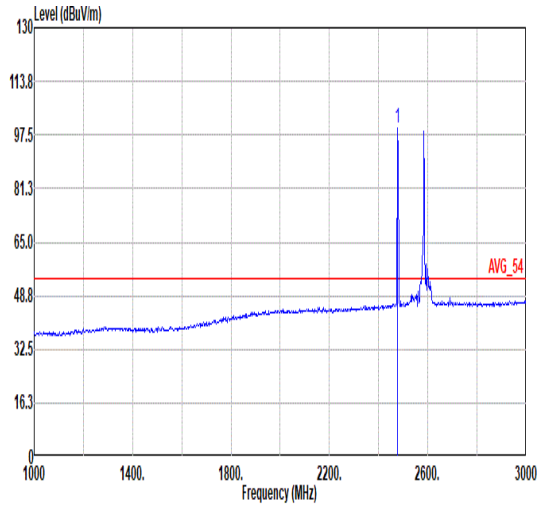 Freq Level Limit Line Margin Read Level Ant Factor Cable Loss Preamp Factor APos TPos Remark MHz dBuV/m dBuV/m dB dBuV dB/m dB dB cm deg 1 2478.00 99.70 ------ ------ 92.70 32.03 8.43 33.46 338 309 AVERAGE

Mode	41	
	Band Edge	
	CO-TX	
ANT	8	
Pol.	Vertical	Fundamental
Peak	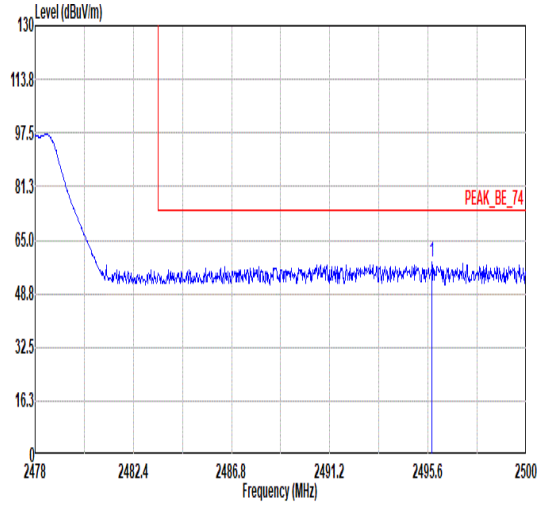 Freq Level Limit Line Margin Read Level Ant Factor Cable Loss Preamp Factor APos TPos Remark MHz dBuV/m dBuV/m dB dBuV dB/m dB dB cm deg 1 2495.78 58.18 74.00 -15.82 51.08 32.10 8.45 33.45 379 232 PEAK	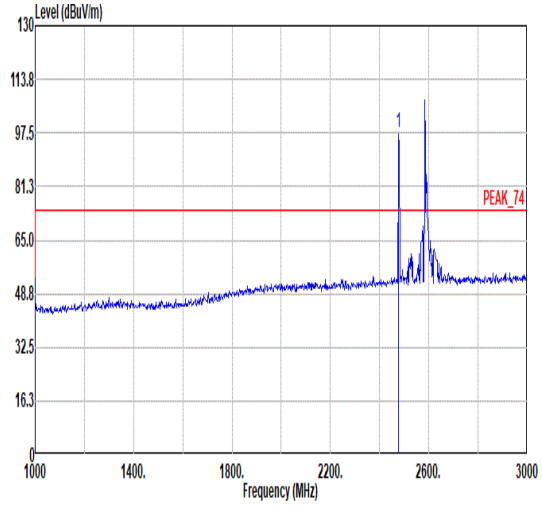 Freq Level Limit Line Margin Read Level Ant Factor Cable Loss Preamp Factor APos TPos Remark MHz dBuV/m dBuV/m dB dBuV dB/m dB dB cm deg 1 2478.00 97.49 ------ ------ 90.17 32.19 8.56 33.43 379 232 PEAK
Avg	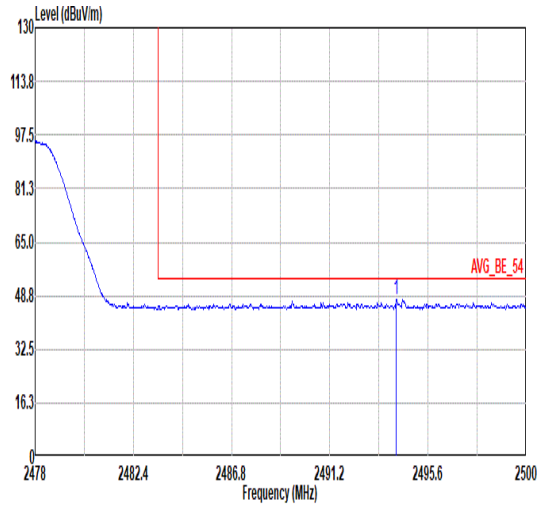 Freq Level Limit Line Margin Read Level Ant Factor Cable Loss Preamp Factor APos TPos Remark MHz dBuV/m dBuV/m dB dBuV dB/m dB dB cm deg 1 2494.17 47.77 54.00 -6.23 40.68 32.09 8.45 33.45 379 232 AVERAGE	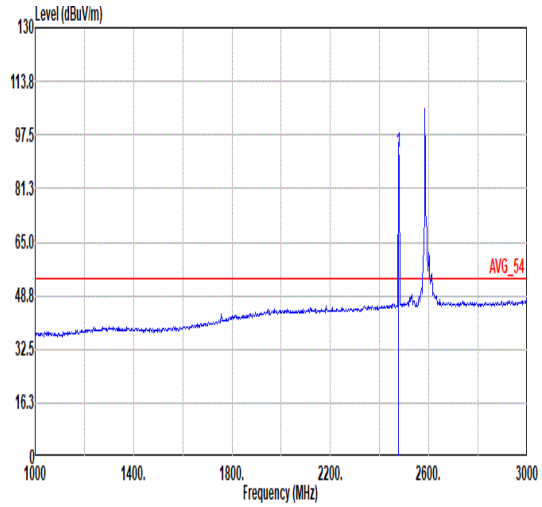 Freq Level Limit Line Margin Read Level Ant Factor Cable Loss Preamp Factor APos TPos Remark MHz dBuV/m dBuV/m dB dBuV dB/m dB dB cm deg 1 2478.00 92.26 ------ ------ 84.94 32.19 8.56 33.43 379 232 AVERAGE

Mode	41	
	Band Edge - L	
	CO-TX	
ANT	8	
Pol.	Horizontal	Fundamental
Peak	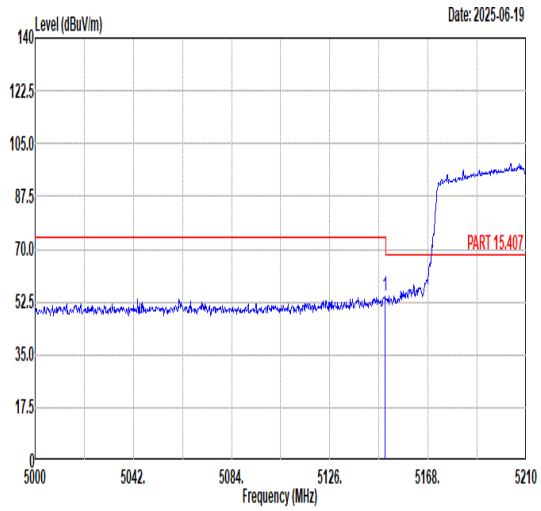 Freq Level Limit Line Margin Read Level Ant Factor Cable Loss Preamp Factor APos TPos Remark MHz dBuV/m dBuV/m dB dBuV dB/m dB dB cm deg 1 5149.52 54.17 74.00 -19.83 41.51 34.95 9.96 32.25 100 298 PEAK	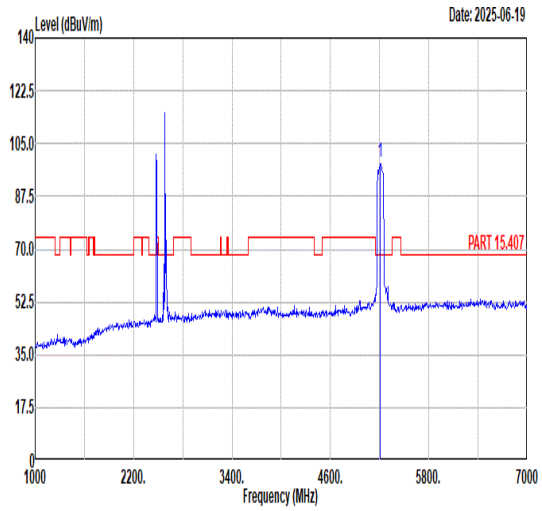 Freq Level Limit Line Margin Read Level Ant Factor Cable Loss Preamp Factor APos TPos Remark MHz dBuV/m dBuV/m dB dBuV dB/m dB dB cm deg 1 5210.00 98.93 ------ ------ 91.61 32.19 8.56 33.43 100 298 PEAK
Avg	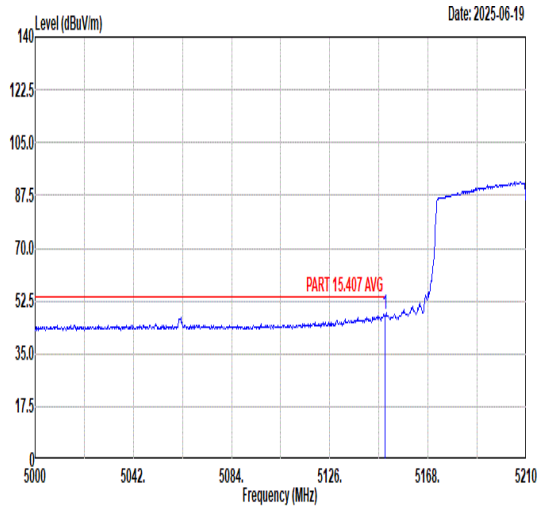 Freq Level Limit Line Margin Read Level Ant Factor Cable Loss Preamp Factor APos TPos Remark MHz dBuV/m dBuV/m dB dBuV dB/m dB dB cm deg 1 5149.73 48.20 54.00 -5.80 35.54 34.95 9.96 32.25 100 298 AVERAGE	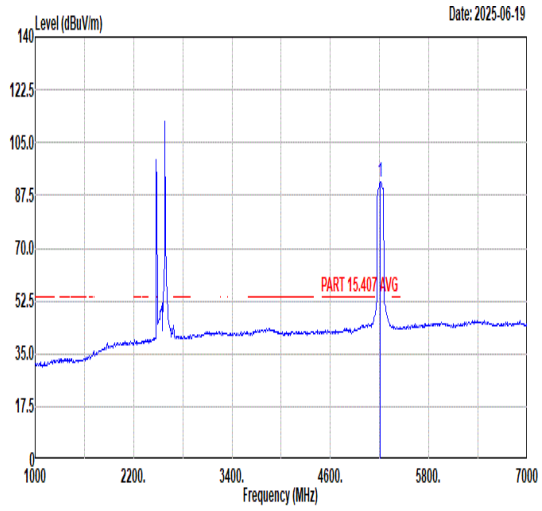 Freq Level Limit Line Margin Read Level Ant Factor Cable Loss Preamp Factor APos TPos Remark MHz dBuV/m dBuV/m dB dBuV dB/m dB dB cm deg 1 5210.00 92.09 ------ ------ 84.77 32.19 8.56 33.43 100 298 AVERAGE

Mode	41	
	Band Edge - R	
	CO-TX	
ANT	8	
Pol.	Horizontal	Fundamental
Peak	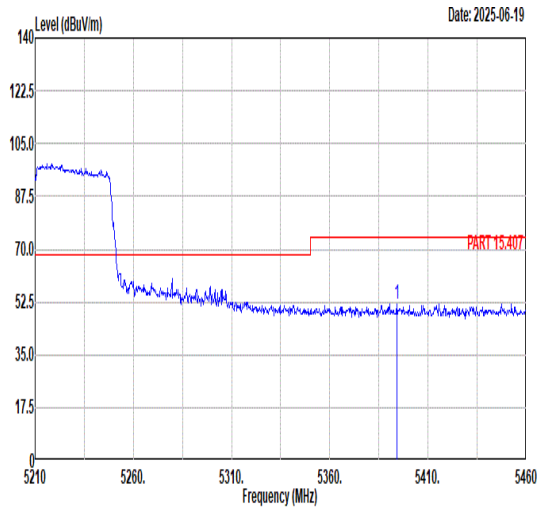 Freq Level Limit Line Margin Read Level Ant Factor Cable Loss Preamp Factor APos TPos Remark MHz dBuV/m dBuV/m dB dBuV dB/m dB dB cm deg 1 5394.25 51.93 74.00 -22.07 38.63 35.20 10.28 32.18 100 298 PEAK	Blank
Avg	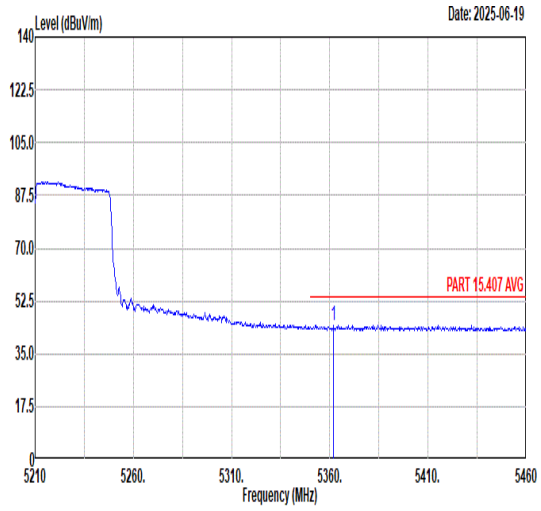 Freq Level Limit Line Margin Read Level Ant Factor Cable Loss Preamp Factor APos TPos Remark MHz dBuV/m dBuV/m dB dBuV dB/m dB dB cm deg 1 5362.00 44.42 54.00 -9.58 31.16 35.20 10.23 32.17 100 298 AVERAGE	Blank

Mode	41	
	Band Edge - L	
	CO-TX	
ANT	8	
Pol.	Vertical	Fundamental
Peak	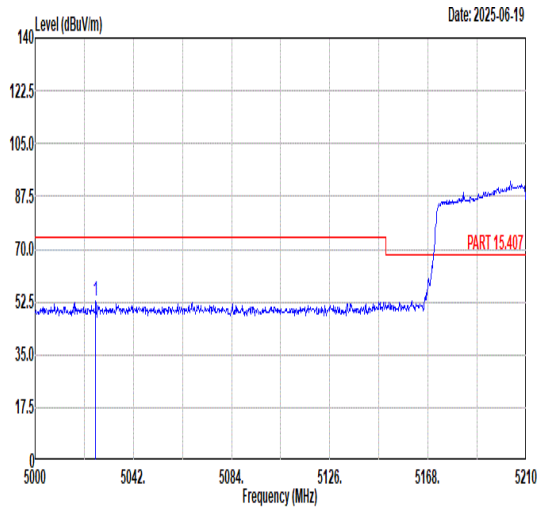 Freq Level Limit Line Margin Read Level Ant Factor Cable Loss Preamp Factor APos TPos Remark MHz dBuV/m dBuV/m dB dBuV dB/m dB dB cm deg 1 5025.83 52.98 74.00 -21.02 40.54 34.83 9.87 32.26 352 236 PEAK	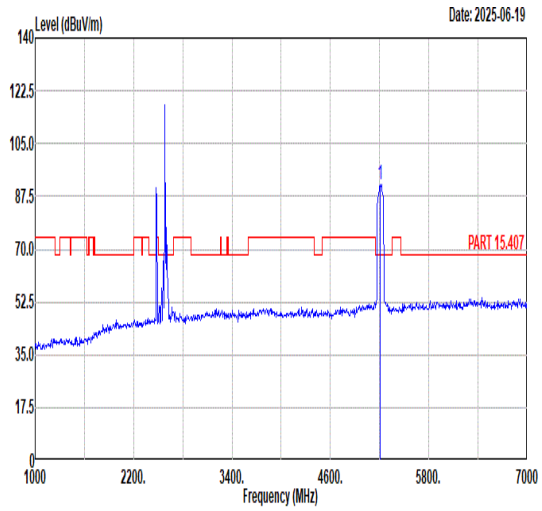 Freq Level Limit Line Margin Read Level Ant Factor Cable Loss Preamp Factor APos TPos Remark MHz dBuV/m dBuV/m dB dBuV dB/m dB dB cm deg 1 5210.00 91.58 ------ ------ 84.26 32.19 8.56 33.43 352 236 PEAK
Avg	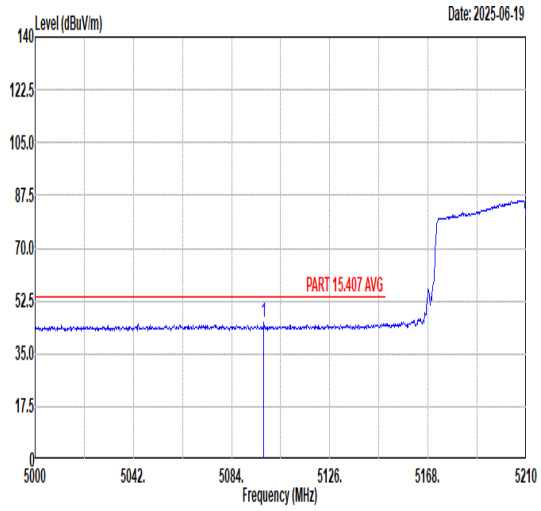 Freq Level Limit Line Margin Read Level Ant Factor Cable Loss Preamp Factor APos TPos Remark MHz dBuV/m dBuV/m dB dBuV dB/m dB dB cm deg 1 5097.86 45.26 54.00 -8.74 32.69 34.90 9.92 32.25 352 236 AVERAGE	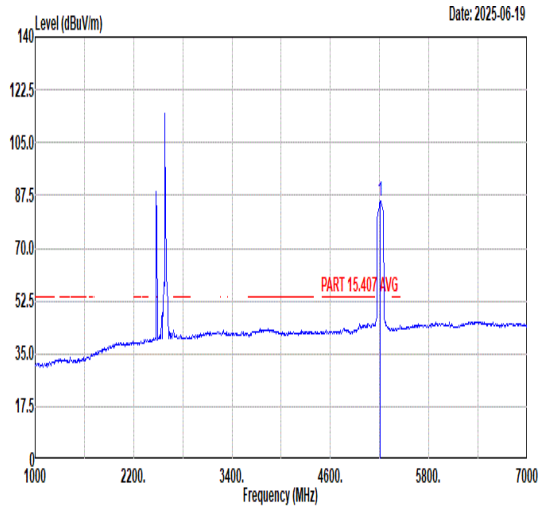 Freq Level Limit Line Margin Read Level Ant Factor Cable Loss Preamp Factor APos TPos Remark MHz dBuV/m dBuV/m dB dBuV dB/m dB dB cm deg 1 5210.00 85.68 ------ ------ 78.36 32.19 8.56 33.43 352 236 AVERAGE

Mode	41	
	Band Edge - R	
	CO-TX	
ANT	8	
Pol.	Vertical	Fundamental
Peak	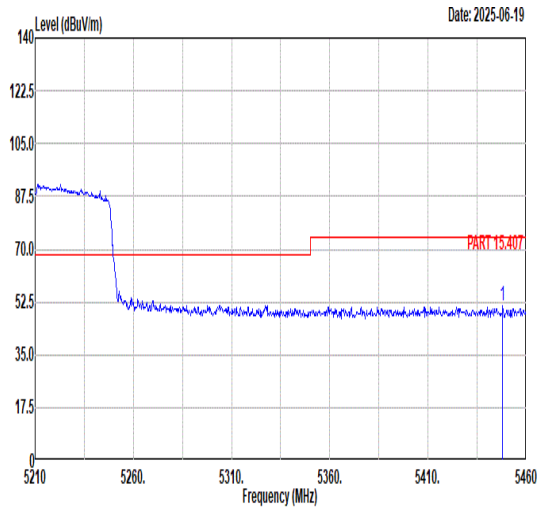 Freq Level Limit Line Margin Read Level Ant Factor Cable Loss Preamp Factor APos TPos Remark MHz dBuV/m dBuV/m dB dBuV dB/m dB dB cm deg 1 5448.00 51.02 74.00 -22.98 37.78 35.20 10.29 32.25 352 236 PEAK	Blank
Avg	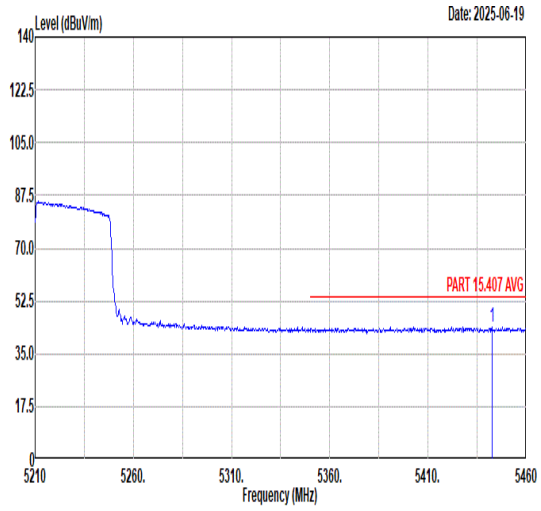 Freq Level Limit Line Margin Read Level Ant Factor Cable Loss Preamp Factor APos TPos Remark MHz dBuV/m dBuV/m dB dBuV dB/m dB dB cm deg 1 5442.50 43.74 54.00 -10.26 30.49 35.20 10.29 32.24 352 236 AVERAGE	Blank

Mode	41	
	Harmonic	
	CO-TX	
ANT	8	
Pol.	Horizontal	Vertical
Peak Avg	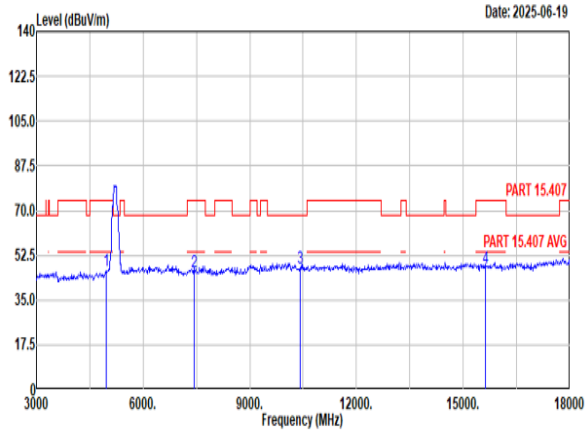 Freq Level Limit Line Margin Read Level Ant Factor Cable Loss Preamp Factor APos TPos Remark MHz dBuV/m dBuV/m dB dBuV dB/m dB dB cm deg 1 4956.00 46.64 74.00 -27.36 58.92 34.38 9.86 56.52 -- -- Peak 2 7434.00 45.97 74.00 -28.03 57.97 35.74 11.53 59.27 -- -- Peak 3 10420.00 47.72 68.30 -20.58 56.84 37.25 13.28 59.65 -- -- Peak 4 15630.00 47.60 74.00 -26.40 49.58 40.28 15.83 58.09 -- -- Peak	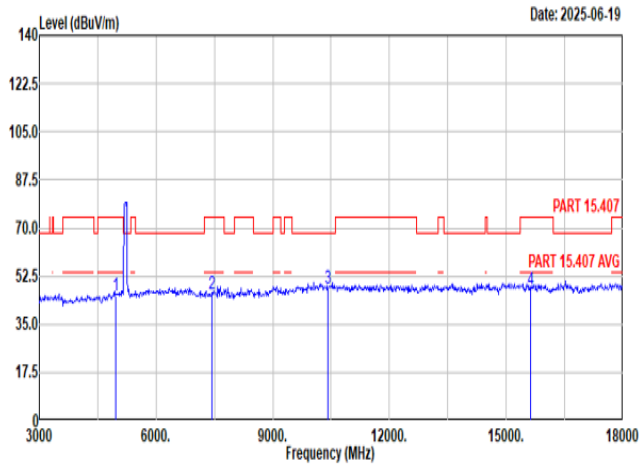 Freq Level Limit Line Margin Read Level Ant Factor Cable Loss Preamp Factor APos TPos Remark MHz dBuV/m dBuV/m dB dBuV dB/m dB dB cm deg 1 4956.00 45.28 74.00 -28.72 57.56 34.38 9.86 56.52 -- -- Peak 2 7434.00 46.07 74.00 -27.93 58.07 35.74 11.53 59.27 -- -- Peak 3 10420.00 48.06 68.30 -20.24 57.18 37.25 13.28 59.65 -- -- Peak 4 15630.00 47.72 74.00 -26.28 49.70 40.28 15.83 58.09 -- -- Peak

Mode	42	
	Band Edge	
	U-NII-2C_5.47-5.725_802.11n HT20_CH136_Full_5680MHz	
ANT	8	
Pol.	Horizontal	Fundamental
Peak	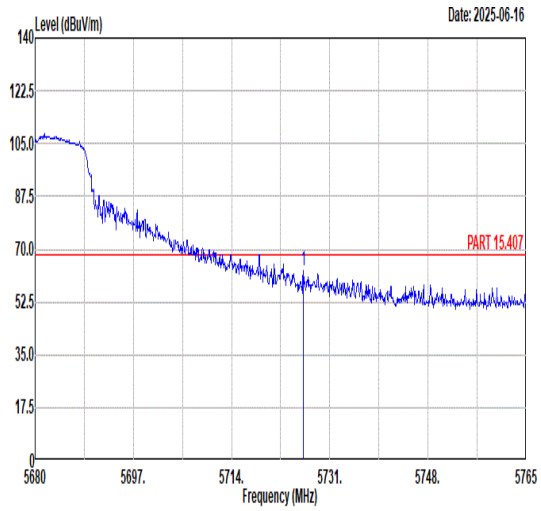 Freq Level Limit Line Margin Read Level Ant Factor Cable Loss Preamp Factor APos TPos Remark MHz dBuV/m dBuV/m dB dBuV dB/m dB dB cm deg 1 5726.41 62.93 68.30 -5.37 49.35 35.57 10.37 32.36 106 301 PEAK	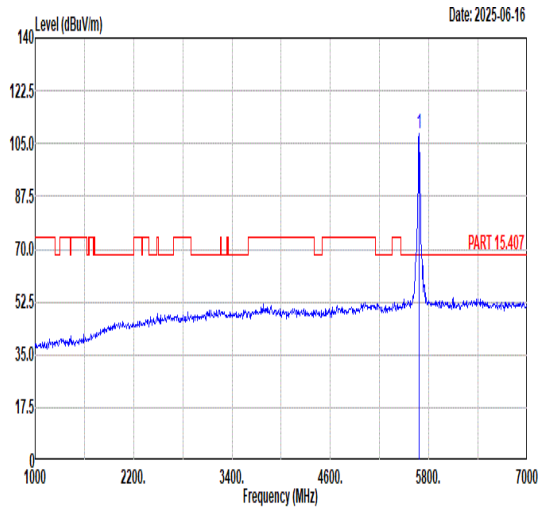 Freq Level Limit Line Margin Read Level Ant Factor Cable Loss Preamp Factor APos TPos Remark MHz dBuV/m dBuV/m dB dBuV dB/m dB dB cm deg 1 5680.00 108.06 ------ ------ 94.58 35.47 10.35 32.34 106 301 PEAK
Avg	Blank	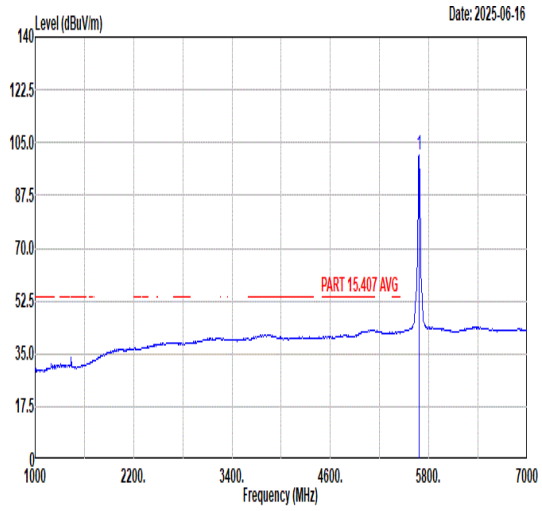 Freq Level Limit Line Margin Read Level Ant Factor Cable Loss Preamp Factor APos TPos Remark MHz dBuV/m dBuV/m dB dBuV dB/m dB dB cm deg 1 5680.00 101.06 ------ ------ 87.58 35.47 10.35 32.34 106 301 AVERAGE

Mode	42	
	Band Edge	
	U-NII-2C_5.47-5.725_802.11n HT20_CH136_Full_5680MHz	
ANT	8	
Pol.	Vertical	Fundamental
Peak	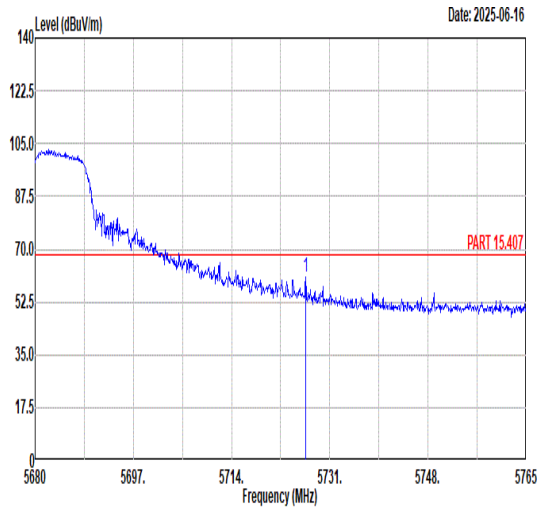 Freq Level Limit Line Margin Read Level Ant Factor Cable Loss Preamp Factor APos TPos Remark MHz dBuV/m dBuV/m dB dBuV dB/m dB dB cm deg 1 5726.84 60.97 68.30 -7.33 47.39 35.57 10.37 32.36 378 243 PEAK	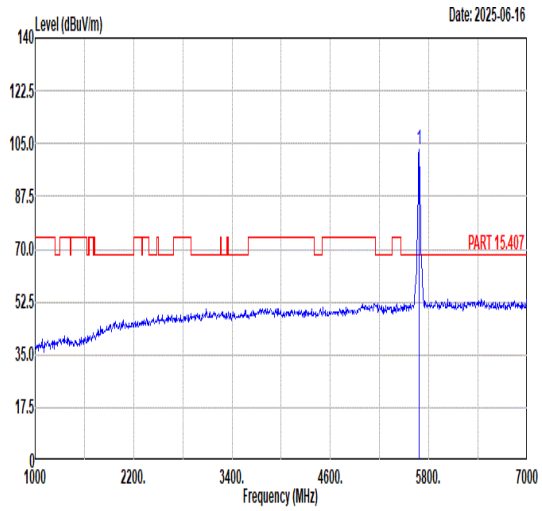 Freq Level Limit Line Margin Read Level Ant Factor Cable Loss Preamp Factor APos TPos Remark MHz dBuV/m dBuV/m dB dBuV dB/m dB dB cm deg 1 5680.00 103.02 ------ ------ 89.54 35.47 10.35 32.34 378 243 PEAK
Avg	Blank	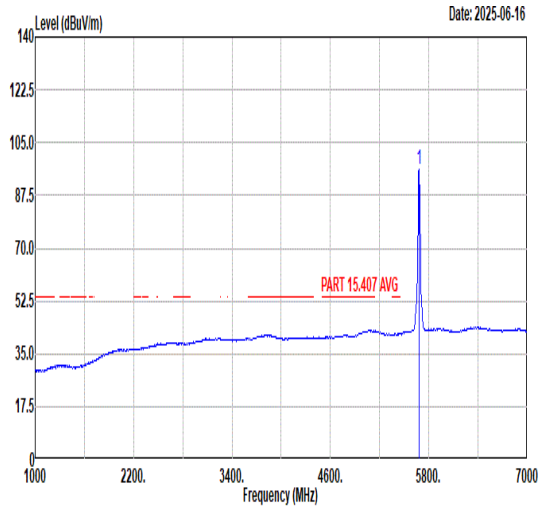 Freq Level Limit Line Margin Read Level Ant Factor Cable Loss Preamp Factor APos TPos Remark MHz dBuV/m dBuV/m dB dBuV dB/m dB dB cm deg 1 5680.00 96.15 ------ ------ 82.67 35.47 10.35 32.34 378 243 AVERAGE

Mode	43	
	Band Edge	
	U-NII-2C_5.47-5.725_802.11a_CH136_Full_5680MHz	
ANT	8	
Pol.	Horizontal	Fundamental
Peak	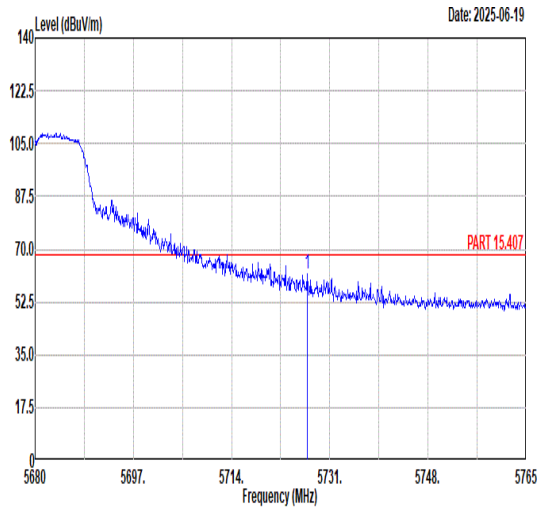 Freq Level Limit Line Margin Read Level Ant Factor Cable Loss Preamp Factor APos TPos Remark MHz dBuV/m dBuV/m dB dBuV dB/m dB dB cm deg 1 5727.09 61.93 68.30 -6.37 48.35 35.57 10.37 32.36 100 296 PEAK	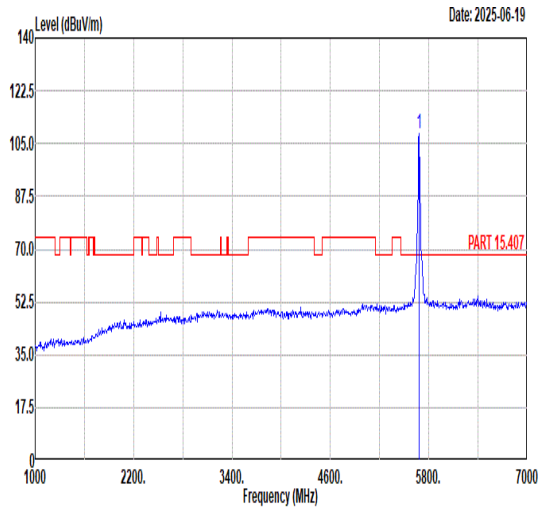 Freq Level Limit Line Margin Read Level Ant Factor Cable Loss Preamp Factor APos TPos Remark MHz dBuV/m dBuV/m dB dBuV dB/m dB dB cm deg 1 5680.00 108.20 ------ ------ 94.72 35.47 10.35 32.34 100 296 PEAK
Avg	Blank	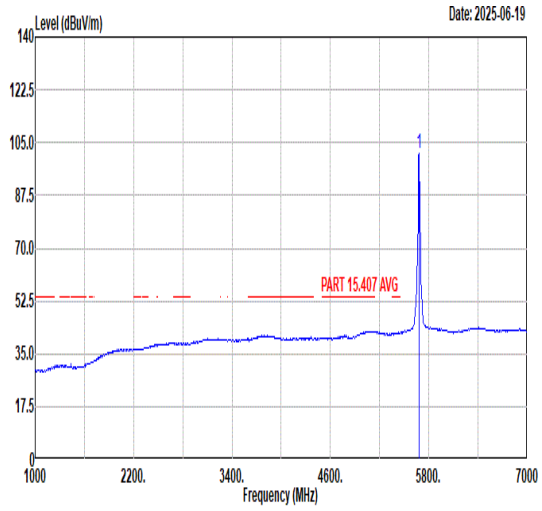 Freq Level Limit Line Margin Read Level Ant Factor Cable Loss Preamp Factor APos TPos Remark MHz dBuV/m dBuV/m dB dBuV dB/m dB dB cm deg 1 5680.00 101.18 ------ ------ 87.70 35.47 10.35 32.34 100 296 AVERAGE

Mode	43	
	Band Edge	
	U-NII-2C_5.47-5.725_802.11a_CH136_Full_5680MHz	
ANT	8	
Pol.	Vertical	Fundamental
Peak	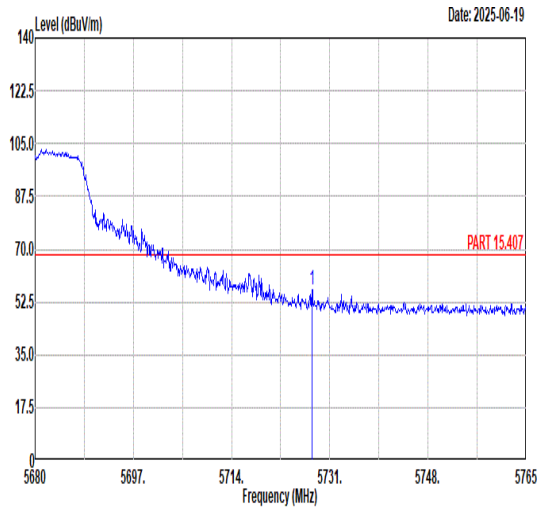 Freq Level Limit Line Margin Read Level Ant Factor Cable Loss Preamp Factor APos TPos Remark MHz dBuV/m dBuV/m dB dBuV dB/m dB dB cm deg 1 5727.94 56.46 68.30 -11.84 42.88 35.57 10.37 32.36 395 255 PEAK	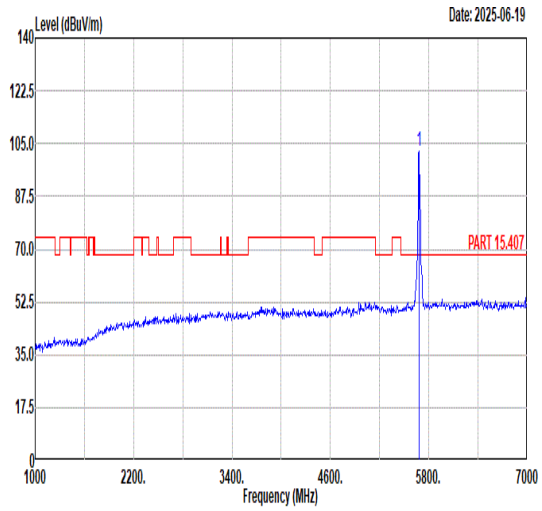 Freq Level Limit Line Margin Read Level Ant Factor Cable Loss Preamp Factor APos TPos Remark MHz dBuV/m dBuV/m dB dBuV dB/m dB dB cm deg 1 5680.00 102.71 ------ ------ 89.23 35.47 10.35 32.34 395 255 PEAK
Avg	Blank	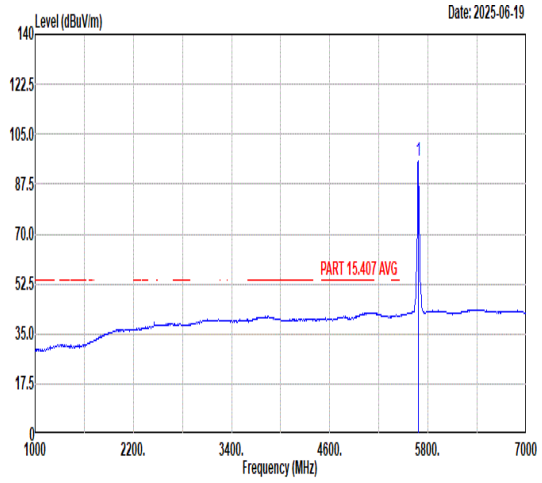 Freq Level Limit Line Margin Read Level Ant Factor Cable Loss Preamp Factor APos TPos Remark MHz dBuV/m dBuV/m dB dBuV dB/m dB dB cm deg 1 5680.00 95.77 ------ ------ 82.29 35.47 10.35 32.34 395 255 AVERAGE

Appendix D. Duty Cycle Plots

Band	Duty Cycle(%)	T(ms)	1/T(kHz)	VBW Setting
802.11a	96.50	1.380	0.725	1KHz
802.11n HT20	96.27	1.290	0.775	1KHz
802.11n HT40	95.31	0.610	1.639	3KHz
802.11ac VHT80	88.89	0.320	3.125	10KHZ

802.11a

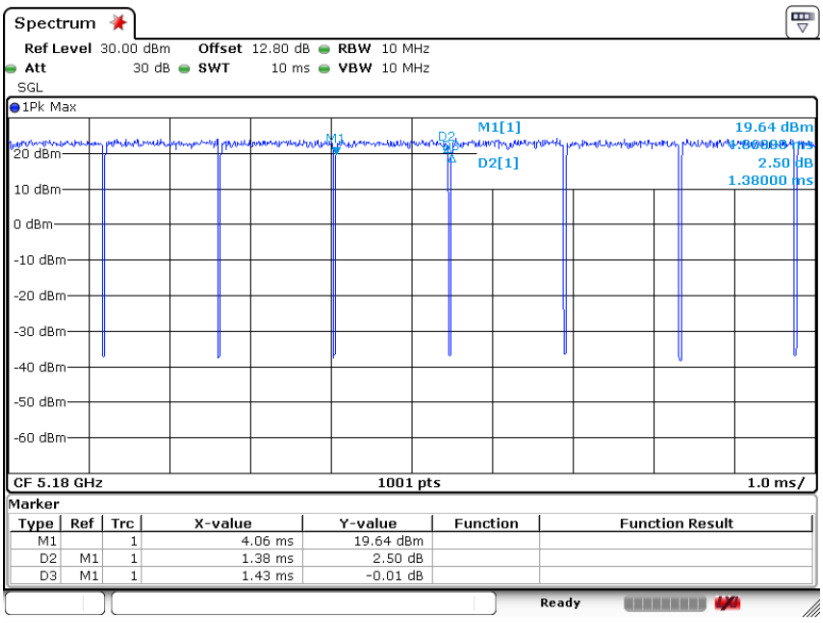

802.11n HT20

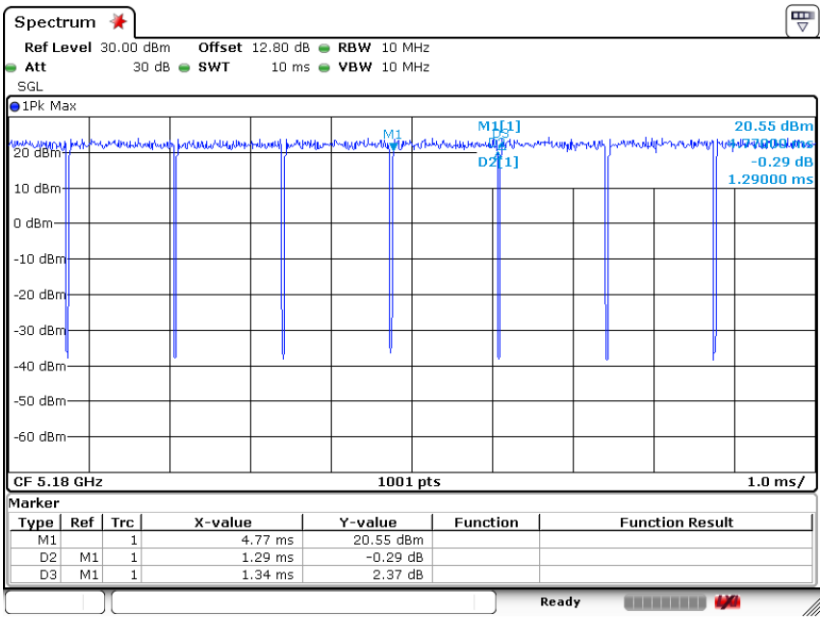

802.11n HT40

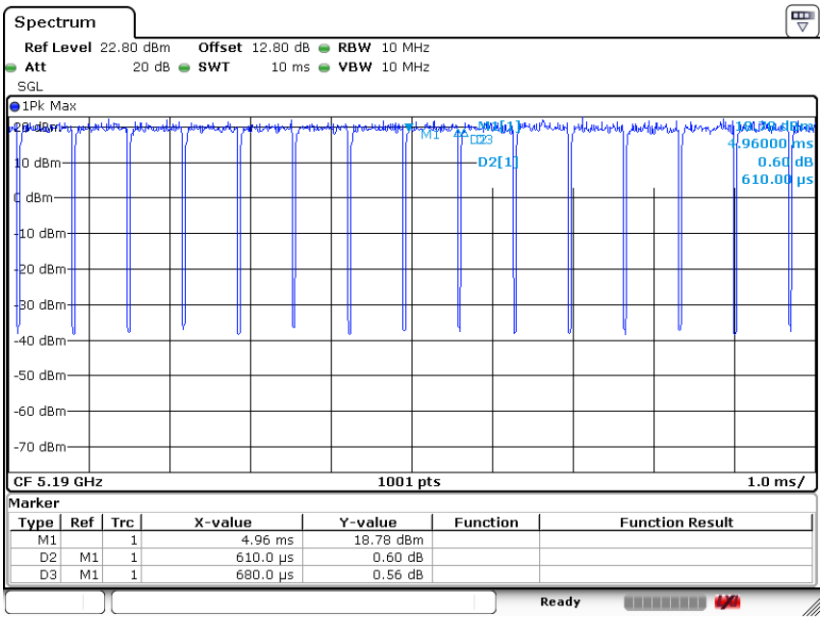
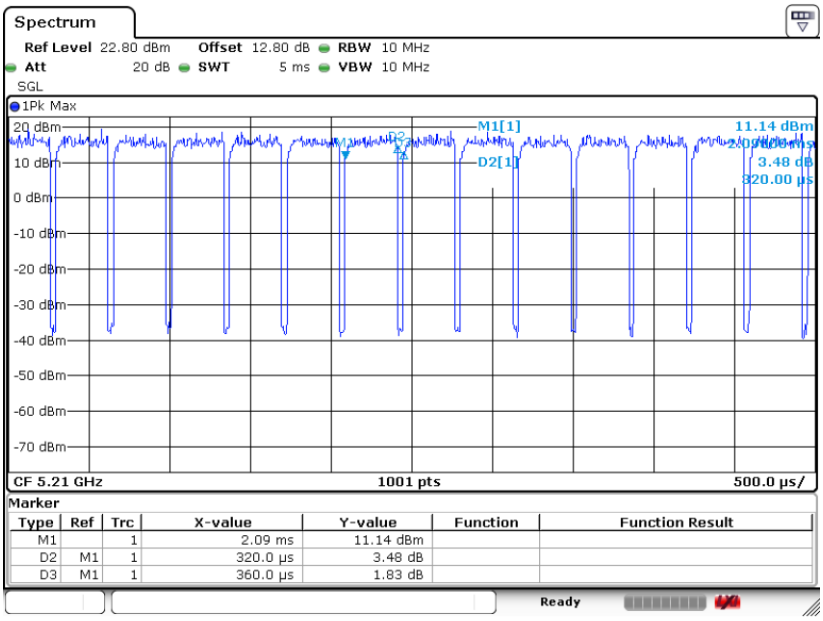
802.11ac VHT80