11B_Ant8_2437_1000~26500

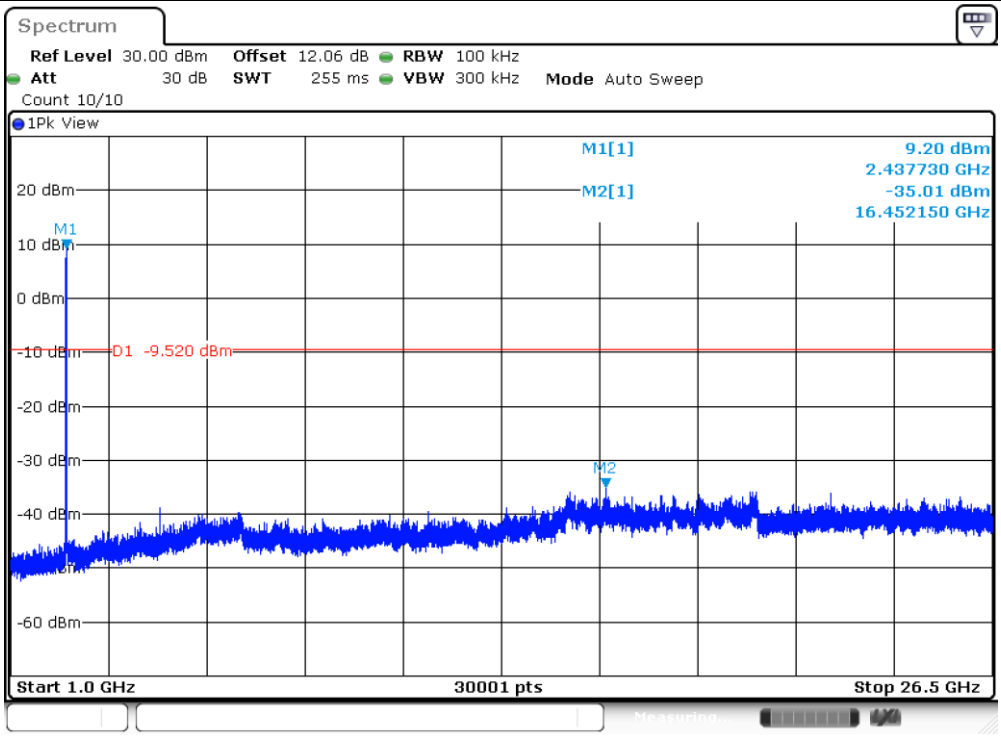

Date: 29.MAY.2025 11:56:54

11B_Ant8_2462_30~1000

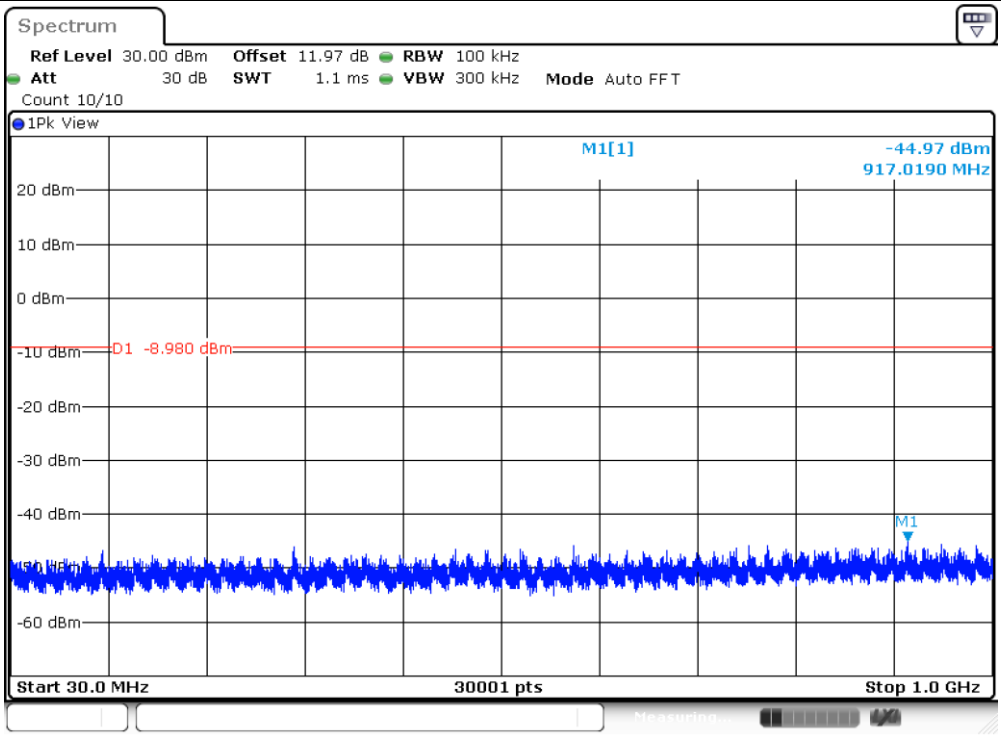

Date: 29.MAY.2025 11:05:04

11B_Ant8_2462_1000~26500

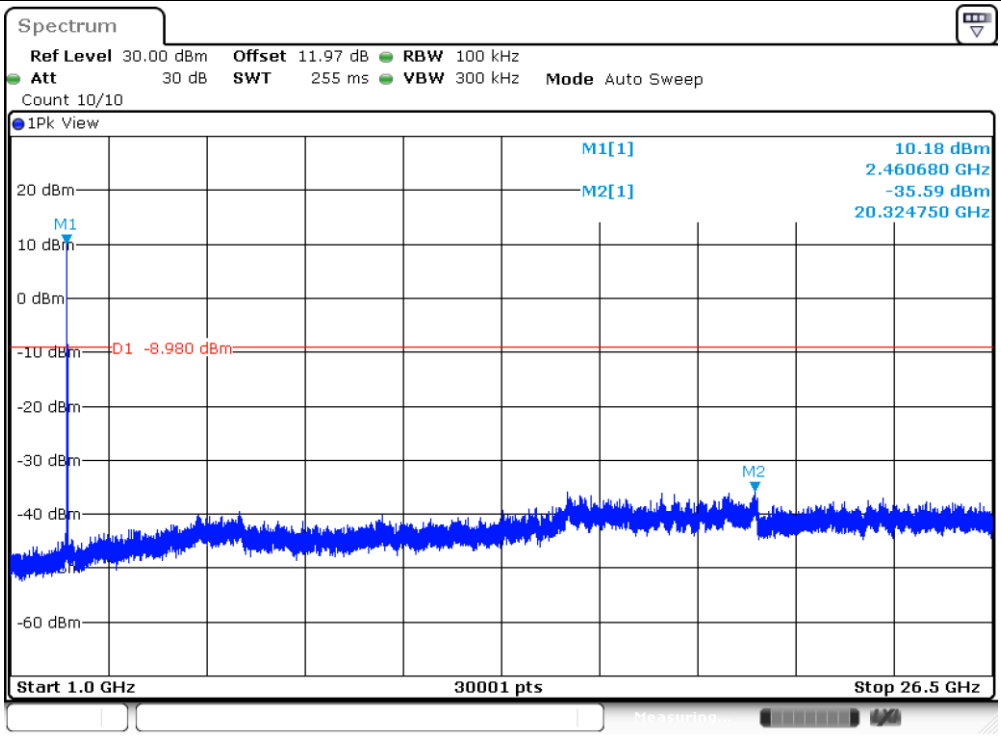

Date: 29.MAY.2025 11:05:26

11G_Ant8_2412_30~1000

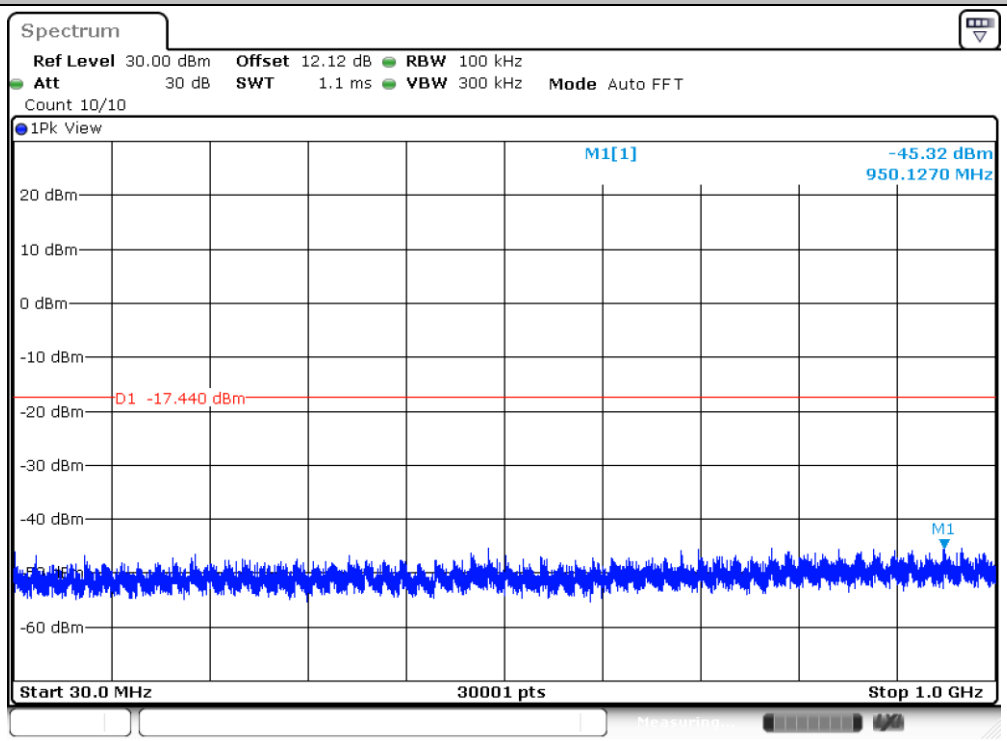

Date: 29.MAY.2025 11:07:46

11G_Ant8_2412_1000~26500

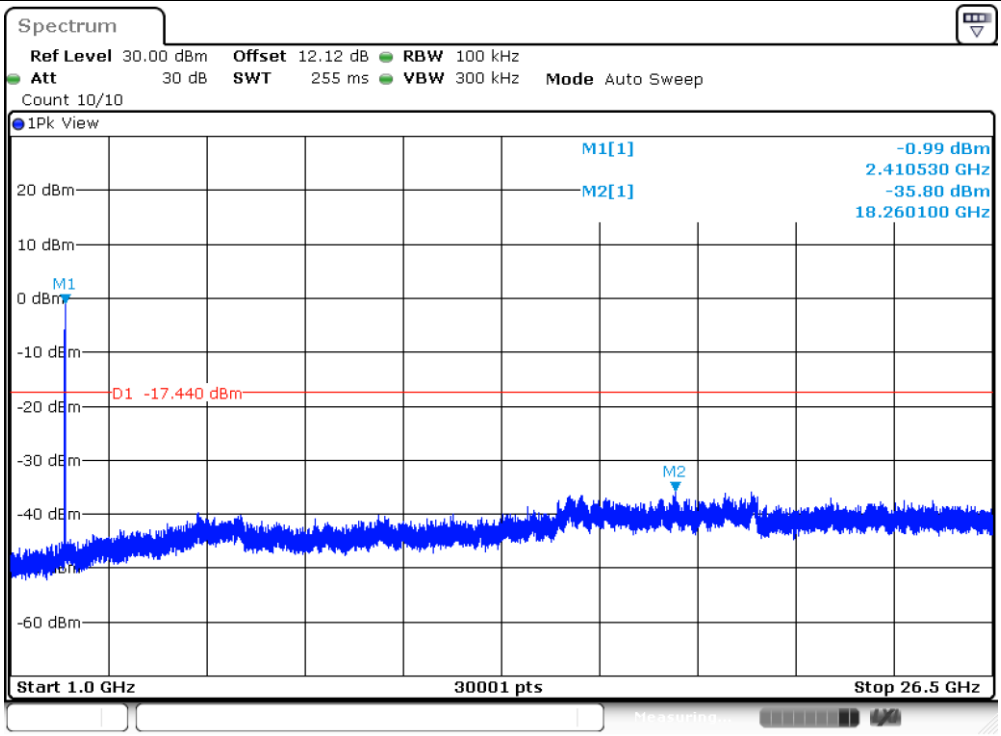

Date: 29.MAY.2025 11:08:08

11G_Ant8_2437_30~1000

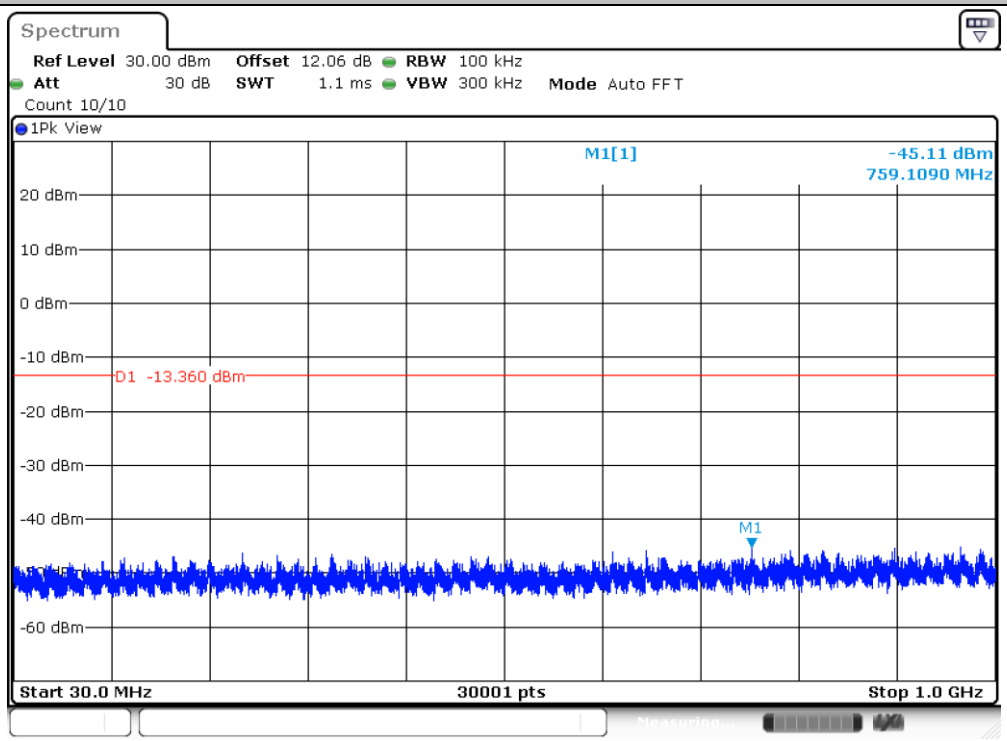

Date: 29.MAY.2025 11:09:55

11G_Ant8_2437_1000~26500

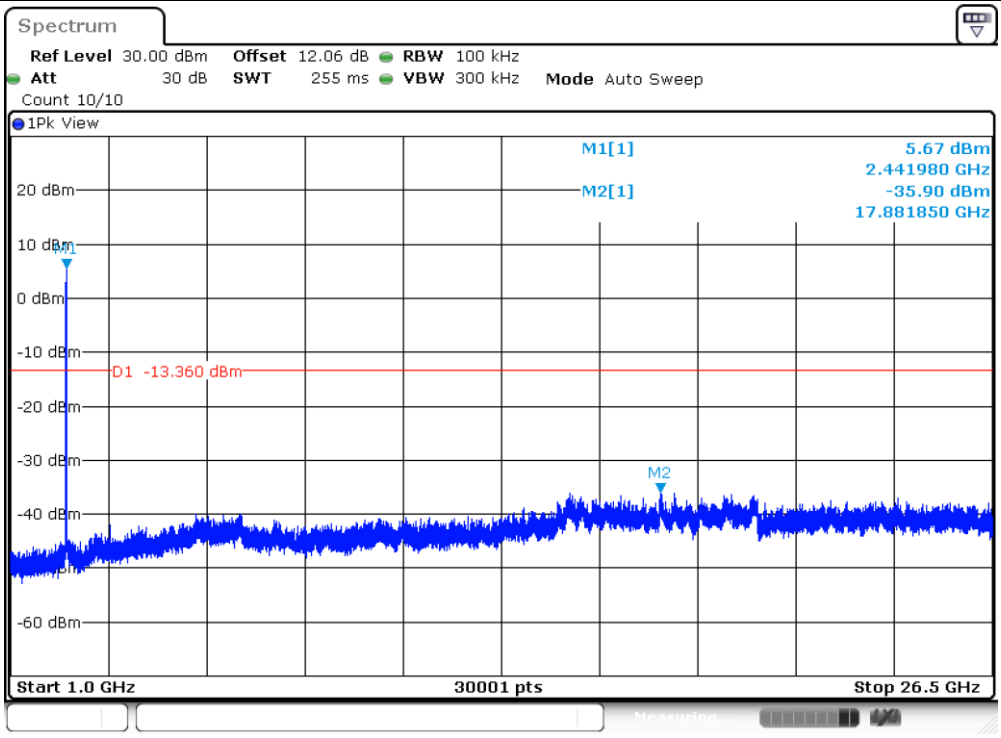

Date: 29.MAY.2025 11:10:17

11G_Ant8_2462_30~1000

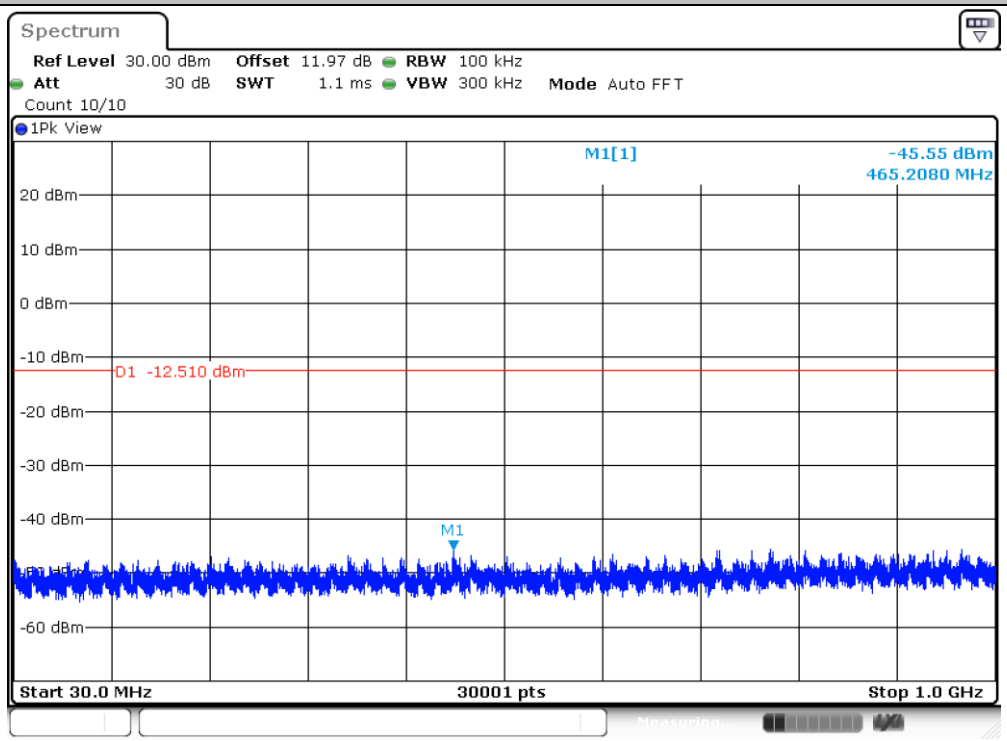

Date: 29.MAY.2025 11:12:04

11G_Ant8_2462_1000~26500

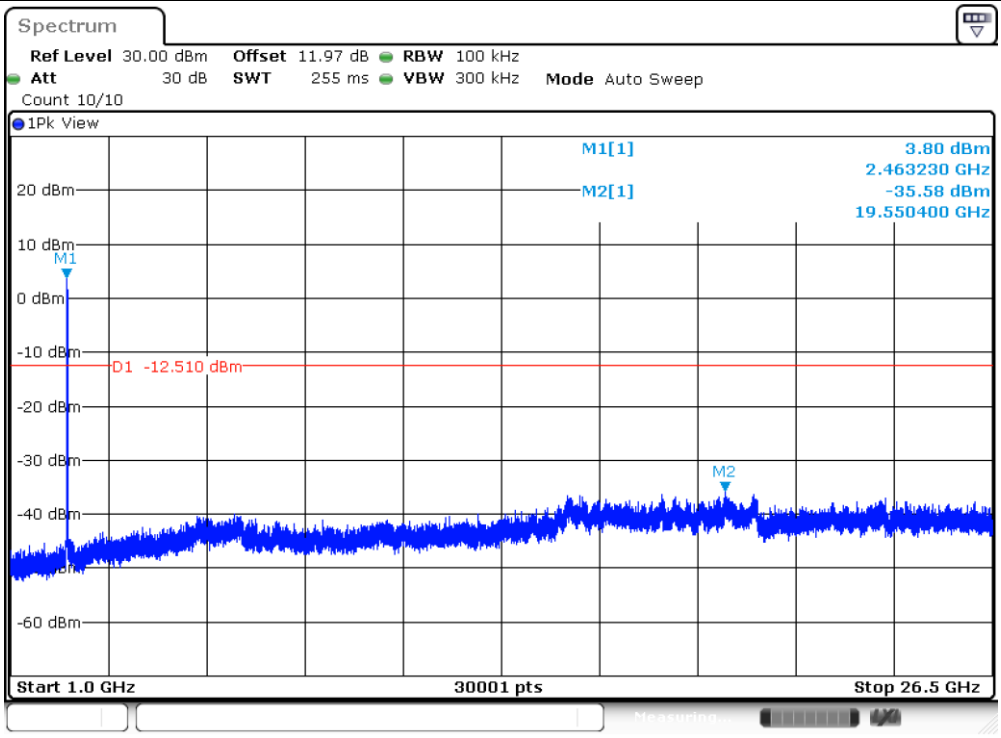

Date: 29.MAY.2025 11:12:26

11N20SISO_Ant8_2412_30~1000

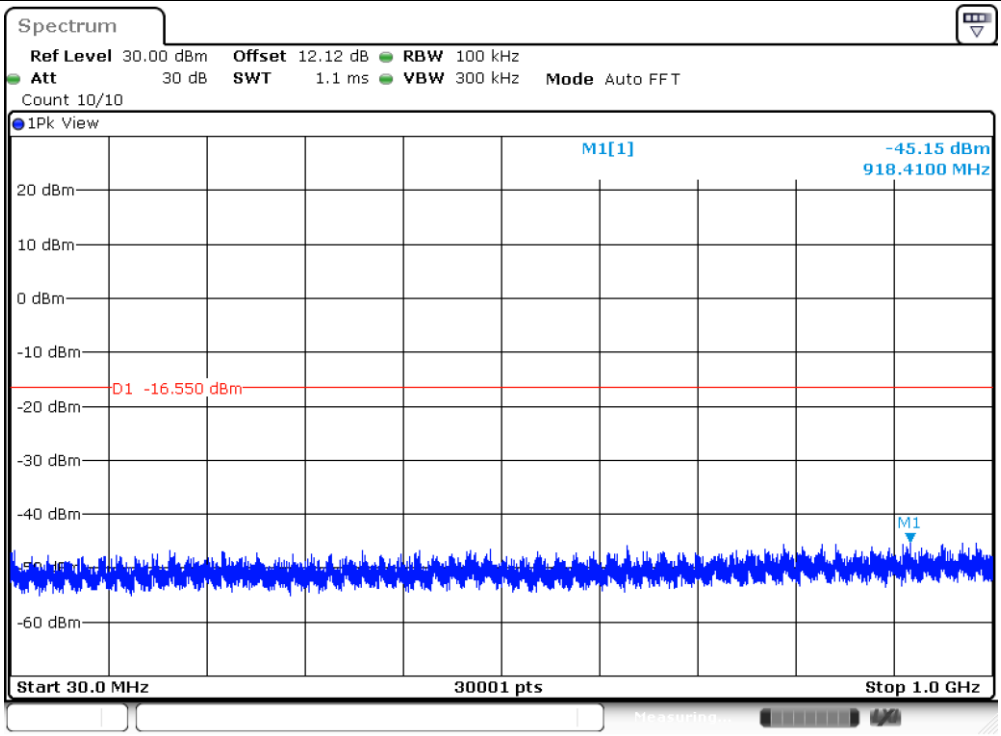

Date: 29.MAY.2025 11:14:04

11N20SISO_Ant8_2412_1000~26500

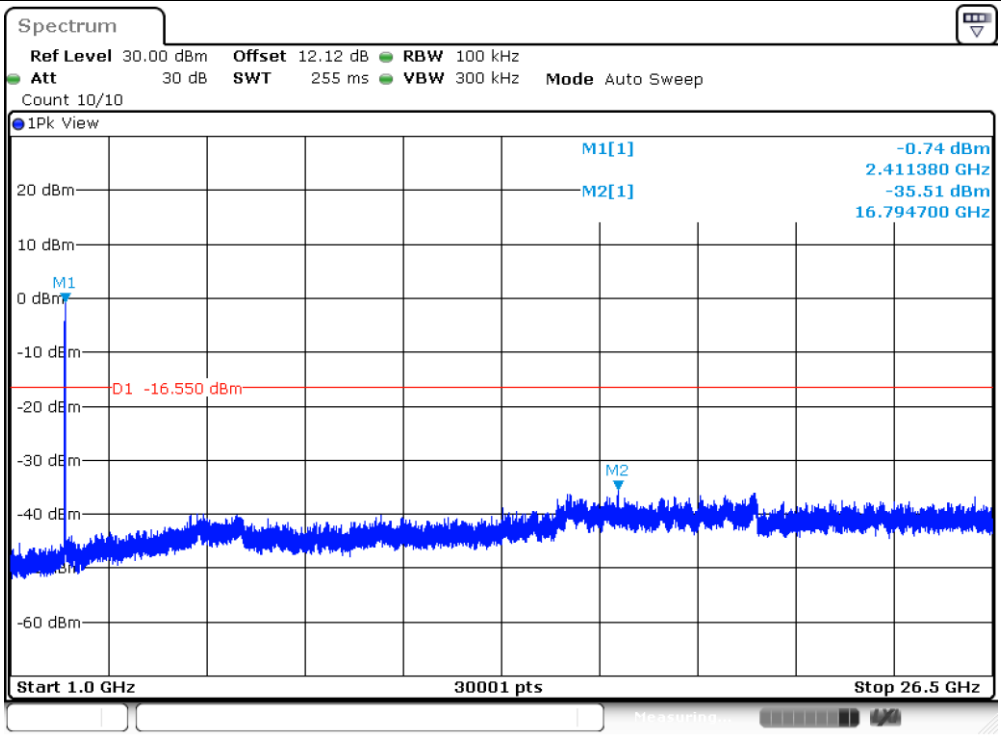

Date: 29.MAY.2025 11:14:26

11N20SISO_Ant8_2437_30~1000

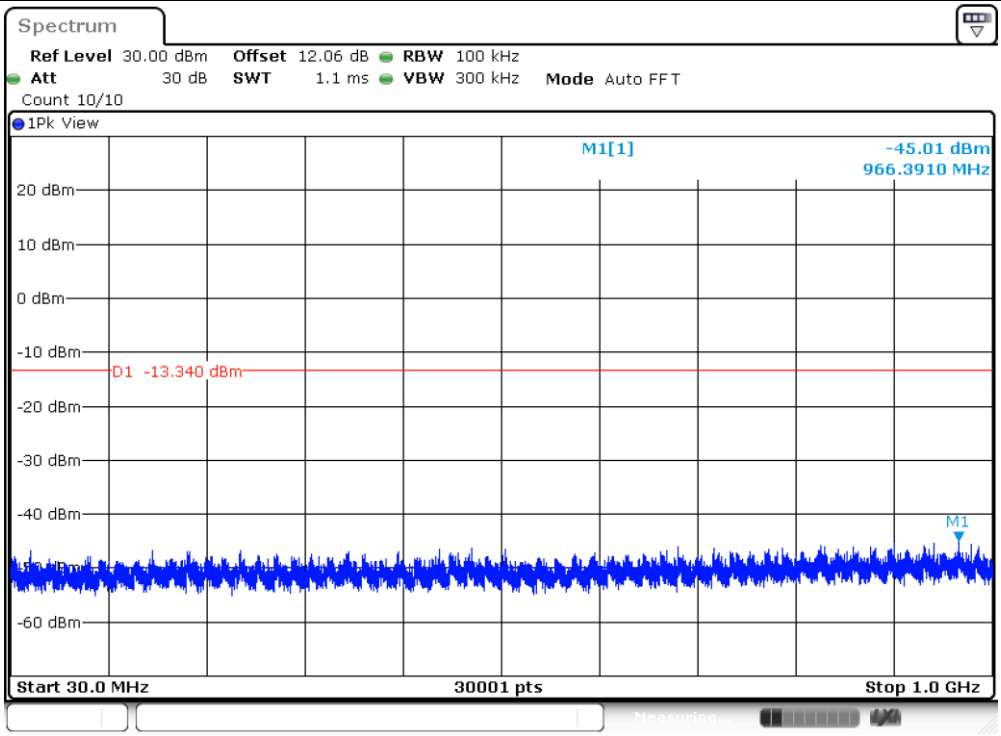

Date: 29.MAY.2025 11:20:05

11N20SISO_Ant8_2437_1000~26500

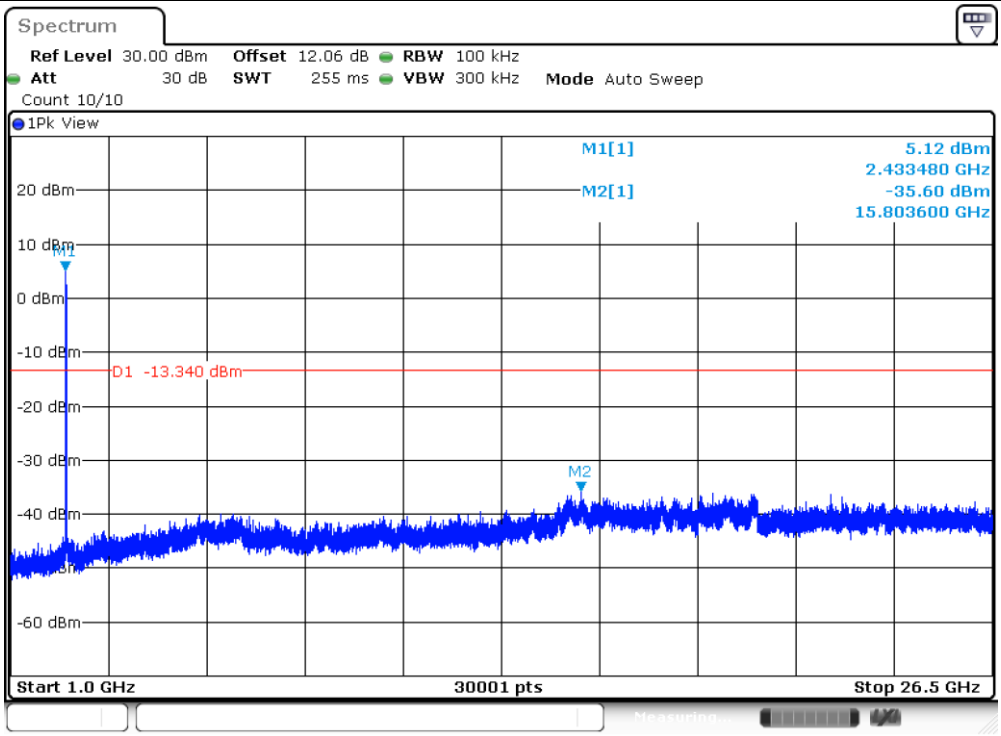

Date: 29.MAY.2025 11:20:27

11N20SISO_Ant8_2462_30~1000

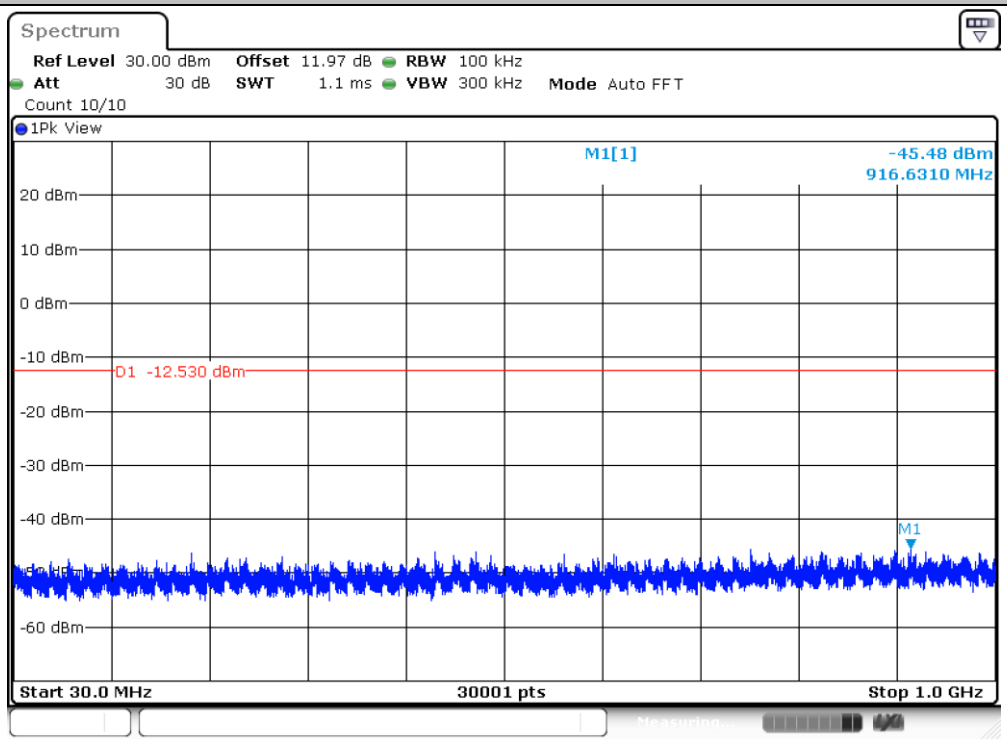

Date: 29.MAY.2025 11:22:17

11N20SISO_Ant8_2462_1000~26500

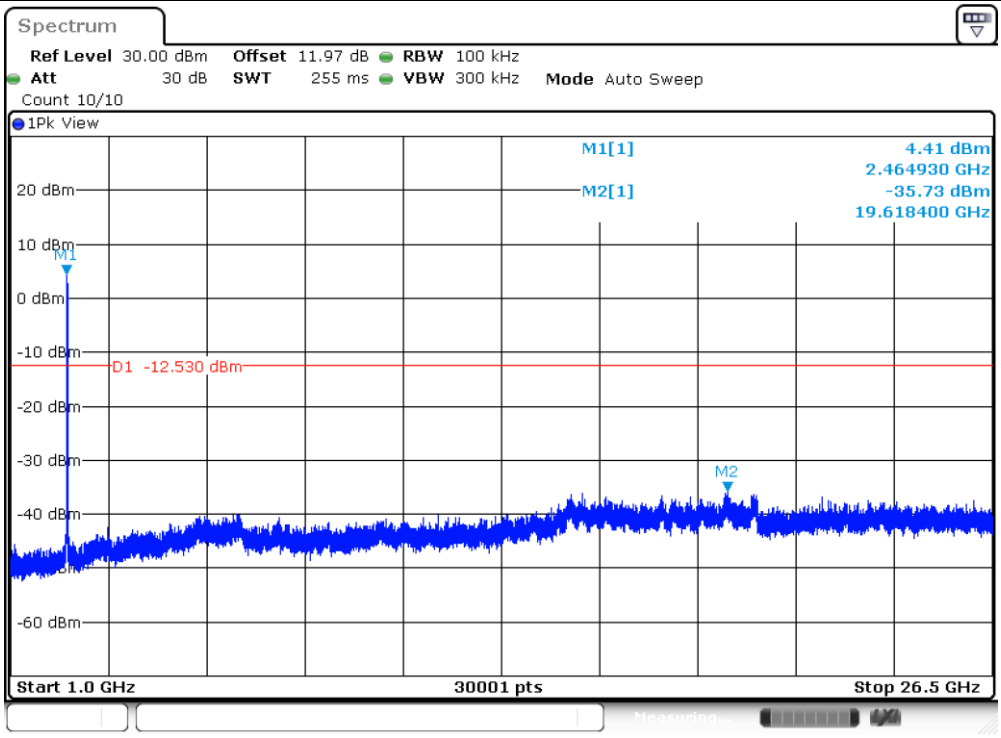

Date: 29.MAY.2025 11:22:39

11N40SISO_Ant8_2422_30~1000

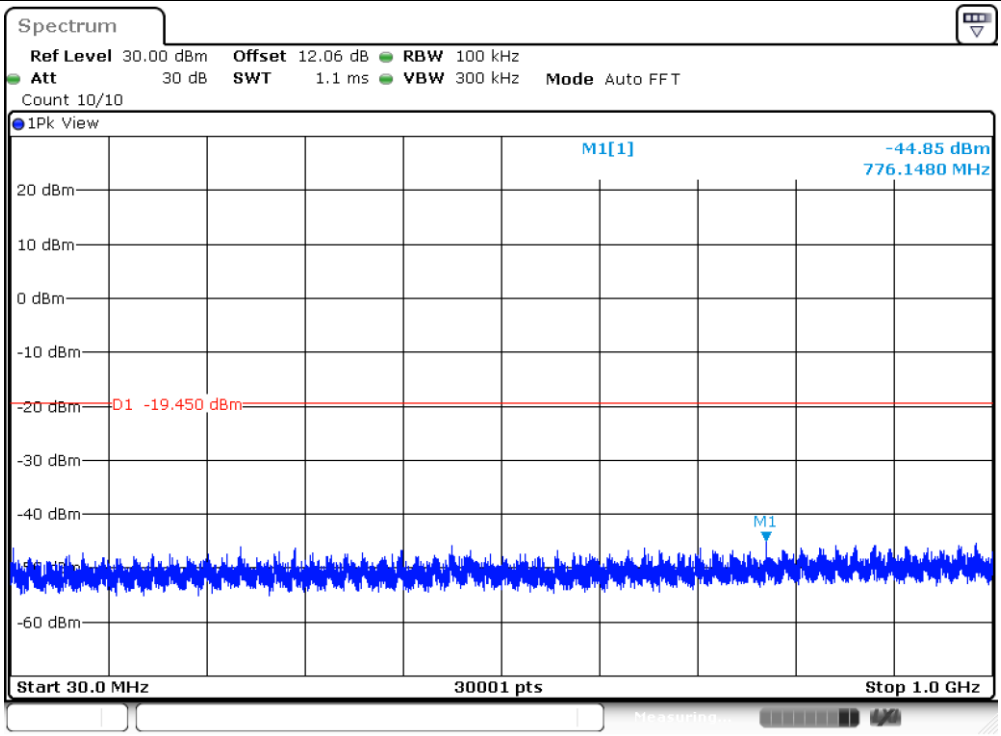

Date: 29.MAY.2025 11:25:20

11N40SISO_Ant8_2422_1000~26500

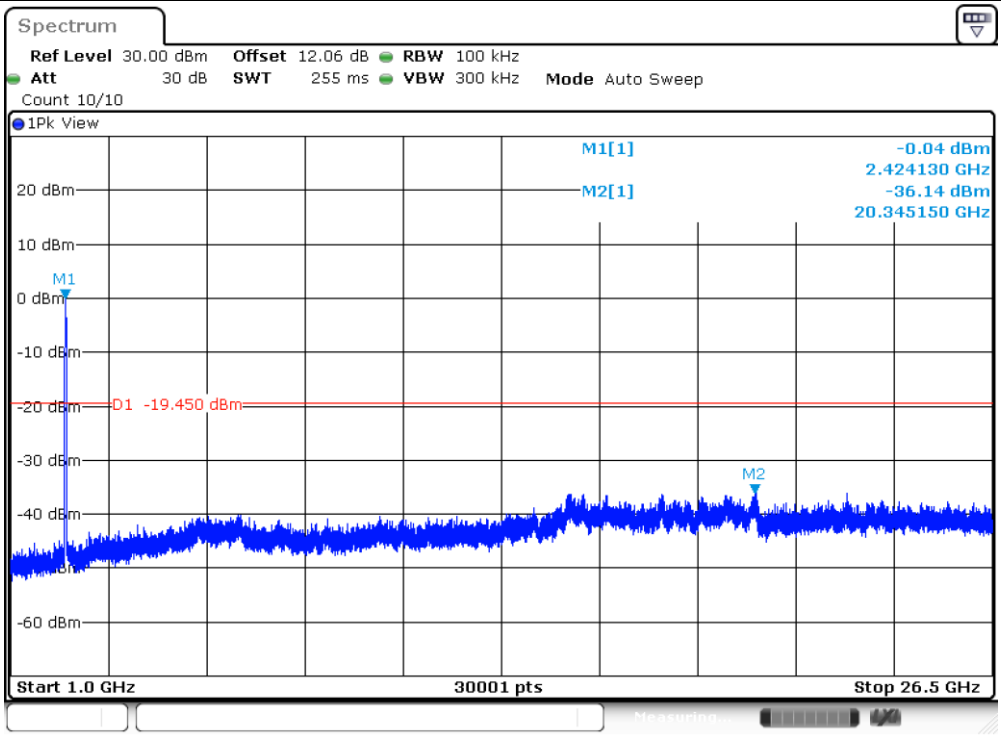

Date: 29.MAY.2025 11:25:42

11N40SISO_Ant8_2437_30~1000

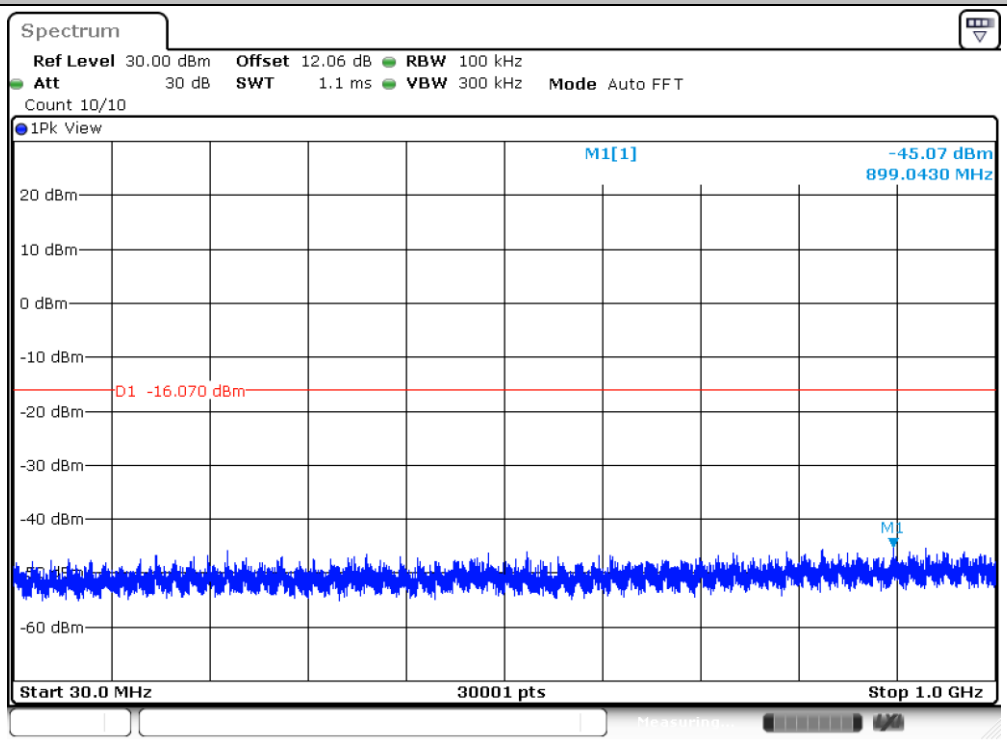

Date: 29.MAY.2025 11:27:26

11N40SISO_Ant8_2437_1000~26500

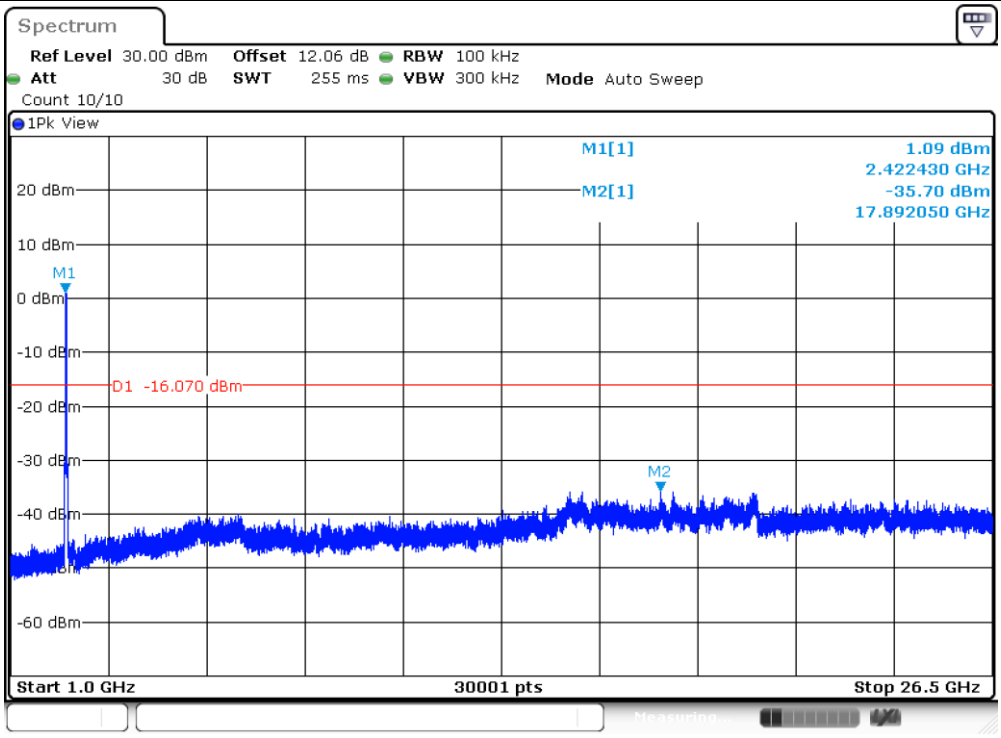

Date: 29.MAY.2025 11:27:48

11N40SISO_Ant8_2452_30~1000

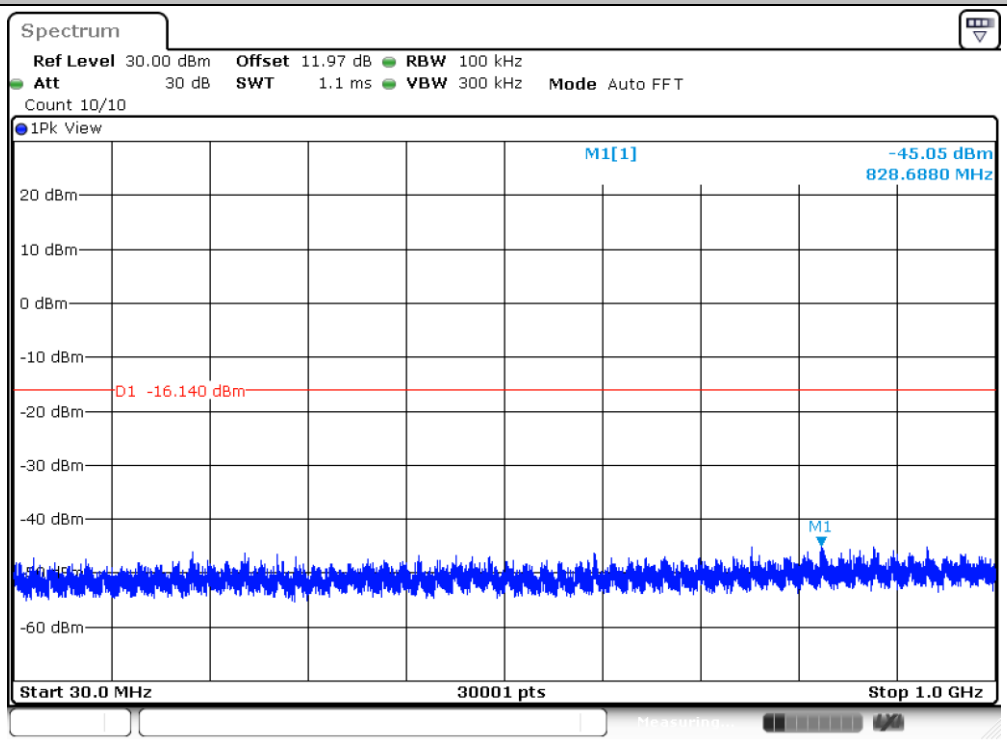

Date: 29.MAY.2025 11:30:07

11N40SISO_Ant8_2452_1000~26500

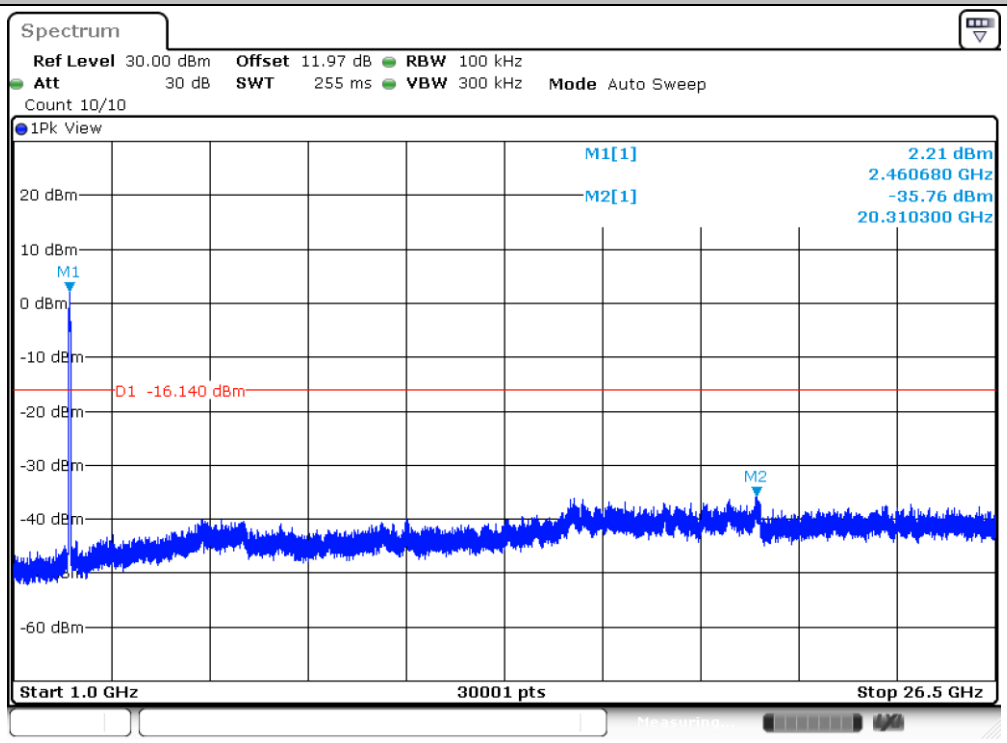

Appendix B. AC Conducted Emission Test Results

Test Engineer :	XuRuiBin	**Temperature :**	22~24℃
		Relative Humidity :	44~50%
Test Voltage :	120Vac / 60Hz	**Phase :**	Line
Remark :	All emissions not reported here are more than 10 dB below the prescribed limit.		

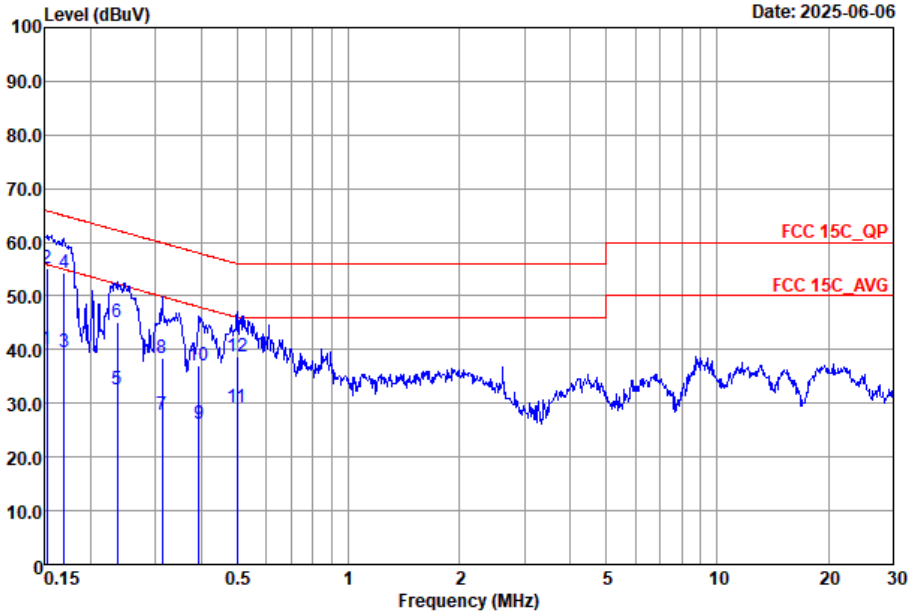

Site : CO02-SZ
Condition : FCC 15C_QP LISN_2025-L LINE

		Freq	Level	Over Limit	Limit Line	Read Level	LISN Factor	Cable Loss	Remark
		MHz	dBuV	dB	dBuV	dBuV	dB	dB	
1		0.15	40.05	-15.82	55.87	20.20	9.66	10.19	Average
2		0.15	55.15	-10.72	65.87	35.30	9.66	10.19	QP
3		0.17	39.66	-15.33	54.99	19.80	9.68	10.18	Average
4	*	0.17	54.36	-10.63	64.99	34.50	9.68	10.18	QP
5		0.24	32.51	-19.71	52.22	12.60	9.72	10.19	Average
6		0.24	45.01	-17.21	62.22	25.10	9.72	10.19	QP
7		0.31	27.86	-22.02	49.88	7.90	9.75	10.21	Average
8		0.31	38.46	-21.42	59.88	18.50	9.75	10.21	QP
9		0.39	26.24	-21.75	47.99	6.31	9.71	10.22	Average
10		0.39	37.04	-20.95	57.99	17.11	9.71	10.22	QP
11		0.50	29.22	-16.79	46.01	9.30	9.68	10.24	Average
12		0.50	38.82	-17.19	56.01	18.90	9.68	10.24	QP

Test Engineer :	XuRuiBin	**Temperature :**	22~24℃
		Relative Humidity :	44~50%
Test Voltage :	120Vac / 60Hz	**Phase :**	Neutral
Remark :	All emissions not reported here are more than 10 dB below the prescribed limit.		

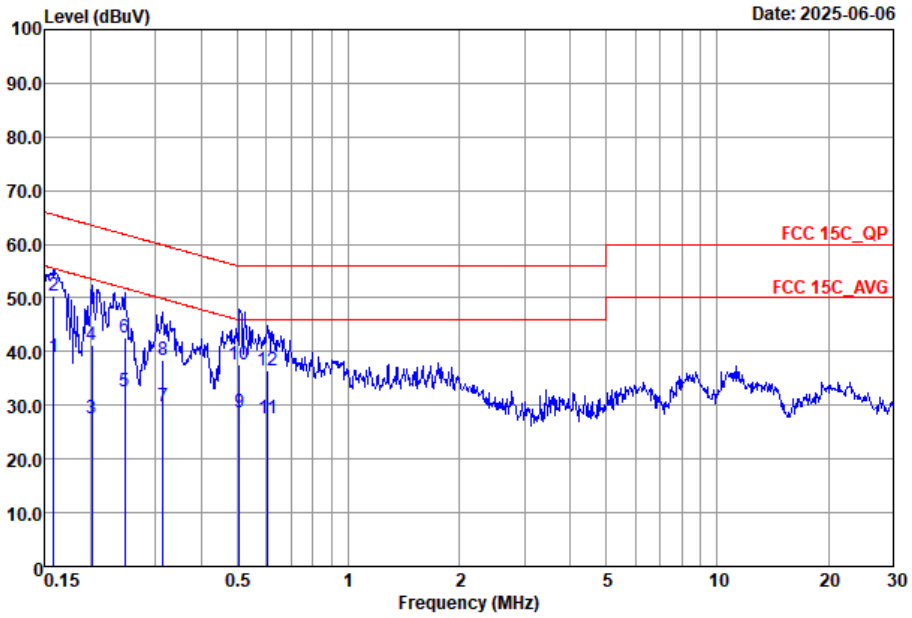

Site : CO02-SZ
Condition : FCC 15C_QP LISN_2025-N NEUTRAL

		Freq MHz	Level dBuV	Over Limit dB	Limit Line dBuV	Read Level dBuV	LISN Factor dB	Cable Loss dB	Remark
1		0.16	38.93	-16.59	55.52	19.10	9.64	10.19	Average
2	*	0.16	50.43	-15.09	65.52	30.60	9.64	10.19	QP
3		0.20	27.63	-25.91	53.54	7.60	9.85	10.18	Average
4		0.20	41.13	-22.41	63.54	21.10	9.85	10.18	QP
5		0.25	32.73	-19.09	51.82	13.01	9.53	10.19	Average
6		0.25	42.73	-19.09	61.82	23.01	9.53	10.19	QP
7		0.31	29.81	-20.03	49.84	9.80	9.80	10.21	Average
8		0.31	38.41	-21.43	59.84	18.40	9.80	10.21	QP
9		0.51	28.75	-17.25	46.00	8.90	9.61	10.24	Average
10		0.51	37.65	-18.35	56.00	17.80	9.61	10.24	QP
11		0.60	27.48	-18.52	46.00	7.60	9.64	10.24	Average
12		0.60	36.38	-19.62	56.00	16.50	9.64	10.24	QP

Note:

1. Level(dBμV) = Read Level(dBμV) + LISN Factor(dB) + Cable Loss(dB)
2. Over Limit(dB) = Level(dBμV) – Limit Line(dBμV)

Appendix C. Radiated Spurious Emission

Test Engineer :	Wenbo Xiao	**Relative Humidity :**	48~49%
		Temperature :	24~25℃

Radiated Spurious Emission Test Modes

Mode	Band (MHz)	Antenna	Modulation	Channel	Frequency	Data Rate	RU	Remark
Mode 12	2400-2483.5	8	802.11b	01	2412	1Mbps	-	-
Mode 13	2400-2483.5	8	802.11b	06	2437	1Mbps	-	-
Mode 14	2400-2483.5	8	802.11b	11	2462	1Mbps	-	-
Mode 15	2400-2483.5	8	802.11g	01	2412	6Mbps	-	-
Mode 16	2400-2483.5	8	802.11g	06	2437	6Mbps	-	-
Mode 17	2400-2483.5	8	802.11g	11	2462	6Mbps	-	-
Mode 18	2400-2483.5	8	802.11n HT20	01	2412	MCS0	-	-
Mode 19	2400-2483.5	8	802.11n HT20	06	2437	MCS0	-	-
Mode 20	2400-2483.5	8	802.11n HT20	11	2462	MCS0	-	-
Mode 21	2400-2483.5	8	802.11n HT40	03	2422	MCS0	-	-
Mode 22	2400-2483.5	8	802.11n HT40	06	2437	MCS0	-	-
Mode 23	2400-2483.5	8	802.11n HT40	09	2452	MCS0	-	-
Mode 24	2400-2483.5	8	802.11n HT40-LF	09	2452	MCS0	-	LF
Mode 25	CO_TX	8	802.11n HT40	09	2452	MCS0	-	-
		4	LTE B41	-	-	-	-	-
Mode 26	2400-2483.5	8	802.11g	02	2417	6Mbps	-	-
Mode 27	2400-2483.5	8	802.11n HT20	02	2417	MCS0	-	-
Mode 28	2400-2483.5	8	802.11n HT40	04	2427	MCS0	-	-
Mode 29	2400-2483.5	8	802.11n HT40	05	2432	MCS0	-	-
Mode 30	2400-2483.5	8	802.11n HT40	08	2447	MCS0	-	-

Summary of each worse mode

Mode	Modulation	Ch.	Freq. (MHz)	Level (dBuV/m)	Limit (dBuV/m)	Margin (dB)	Pol.	Peak Avg.	Result	Remark
12	802.11b	01	2388.78	35.64	54.00	-18.36	H	AVERAGE	Pass	Band Edge
12	802.11b	01	4824	47.03	54	-6.97	V	Average	Pass	Harmonic
13	802.11b	06	2487.97	34.15	54.00	-19.85	V	AVERAGE	Pass	Band Edge
13	802.11b	06	4874	47.33	54	-6.67	H	Average	PASS	Harmonic
14	802.11b	11	2488.79	34.36	54.00	-19.64	H	AVERAGE	Pass	Band Edge
14	802.11b	11	4924.00	47.81	54.00	-6.19	H	Average	PASS	Harmonic
15	802.11g	01	-	-	-	-	-	-	-	Band Edge
15	802.11g	01	4824.00	45.21	74.00	-28.79	V	Peak	Pass	Harmonic
16	802.11g	06	-	-	-	-	-	-	-	Band Edge
16	802.11g	06	4874.00	43.05	54.00	-10.95	H	Average	Pass	Harmonic
17	802.11g	11	2483.58	48.27	54.00	-5.73	H	AVERAGE	Pass	Band Edge
17	802.11g	11	4924.00	39.99	54.00	-14.01	H	Average	Pass	Harmonic
18	802.11n HT20	01	2389.95	43.23	54.00	-10.77	H	AVERAGE	Pass	Band Edge
18	802.11n HT20	01	4824.00	44.49	74.00	-29.51	H	Peak	Pass	Harmonic
19	802.11n HT20	06	2389.38	37.58	54.00	-16.42	H	AVERAGE	Pass	Band Edge
19	802.11n HT20	06	7311.00	47.02	74.00	-26.98	H	Peak	Pass	Harmonic
20	802.11n HT20	11	2483.51	47.36	54.00	-6.64	H	AVERAGE	Pass	Band Edge
20	802.11n HT20	11	7386.00	46.60	74.00	-27.40	V	Peak	Pass	Harmonic
21	802.11n HT40	03	2389.52	48.43	54.00	-5.57	H	AVERAGE	Pass	Band Edge
21	802.11n HT40	03	-	-	-	-	-	-	-	Harmonic
22	802.11n HT40	06	2389.88	47.61	54.00	-6.39	H	AVERAGE	Pass	Band Edge
22	802.11n HT40	06	-	-	-	-	-	-	-	Harmonic
23	802.11n HT40	09	2483.54	48.91	54.00	-5.09	H	AVERAGE	Pass	Band Edge
23	802.11n HT40	09	7356.00	45.81	74.00	-28.19	H	Peak	Pass	Harmonic
24	802.11n HT40	09	52.31	28.67	40.00	-11.33	V	Peak	Pass	LF
25	802.11n HT40	09	2483.50	47.40	54.00	-6.60	H	Average	Pass	Band Edge
25	802.11n HT40	09	7356.00	46.43	74.00	-27.57	H	Peak	Pass	Harmonic
26	802.11g	02	2389.43	42.77	54.00	-11.23	H	AVERAGE	Pass	Band Edge
26	802.11g	02	-	-	-	-	-	-	-	Harmonic
27	802.11n HT20	02	2389.95	43.29	54.00	-10.71	H	AVERAGE	Pass	Band Edge
27	802.11n HT20	02	-	-	-	-	-	-	-	Harmonic
28	802.11n HT40	04	2389.63	48.67	54.00	-5.33	H	AVERAGE	Pass	Band Edge
28	802.11n HT40	04	-	-	-	-	-	-	-	Harmonic
29	802.11n HT40	05	2389.88	48.29	54.00	-5.71	H	AVERAGE	Pass	Band Edge
29	802.11n HT40	05	-	-	-	-	-	-	-	Harmonic
30	802.11n HT40	08	2483.58	47.29	54.00	-6.71	H	AVERAGE	Pass	Band Edge
30	802.11n HT40	08	-	-	-	-	-	-	-	Harmonic

Mode	12	
	Band Edge	
	2400-2483.5_802.11b_CH01_2412MHz	
ANT	8	
Pol.	Horizontal	Fundamental
Peak	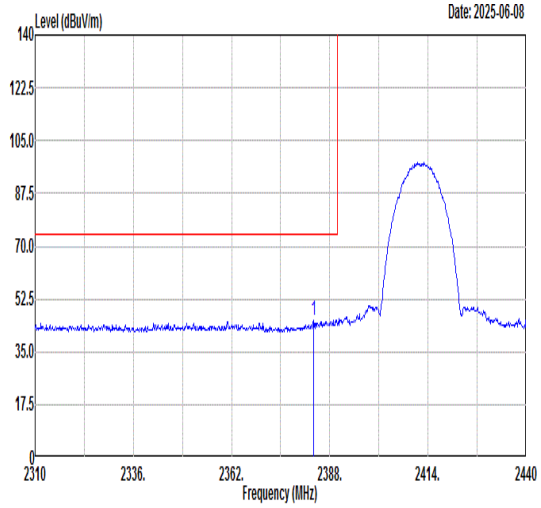 Freq Level Limit Line Margin (dB) Read Level Ant Factor Cable Loss Preamp Factor APos TPos Remark MHz dBuV/m dBuV/m dBuV dB/m dB dB cm deg 1 2383.71 45.65 74.00 -28.35 43.67 30.78 5.35 34.15 306 321 PEAK	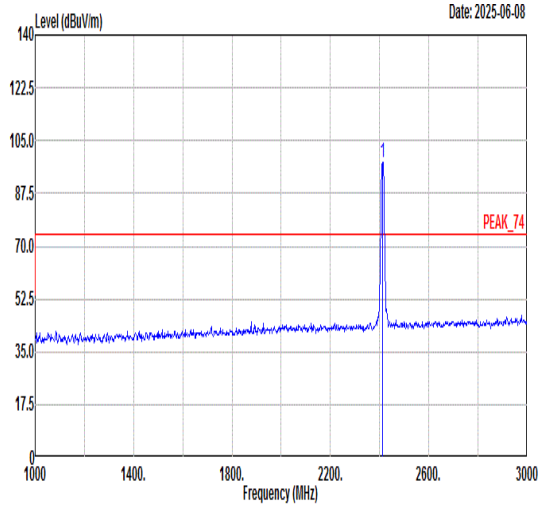 Freq Level Limit Line Margin (dB) Read Level Ant Factor Cable Loss Preamp Factor APos TPos Remark MHz dBuV/m dBuV/m dBuV dB/m dB dB cm deg 1 2412.00 97.97 ------ ------ 95.95 30.78 5.38 34.14 306 321 PEAK
Avg	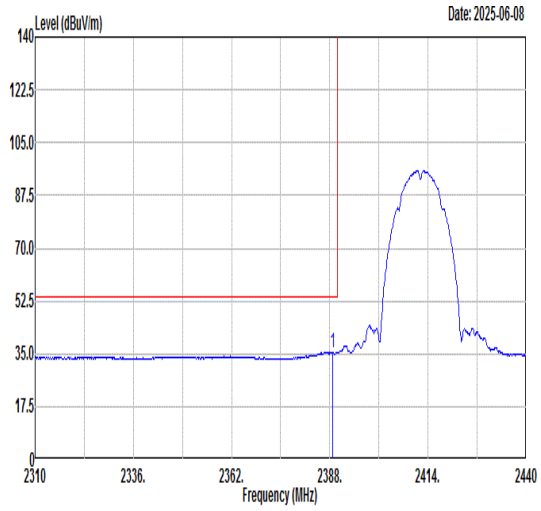 Freq Level Limit Line Margin (dB) Read Level Ant Factor Cable Loss Preamp Factor APos TPos Remark MHz dBuV/m dBuV/m dBuV dB/m dB dB cm deg 1 2388.78 35.64 54.00 -18.36 33.64 30.78 5.36 34.14 306 321 AVERAGE	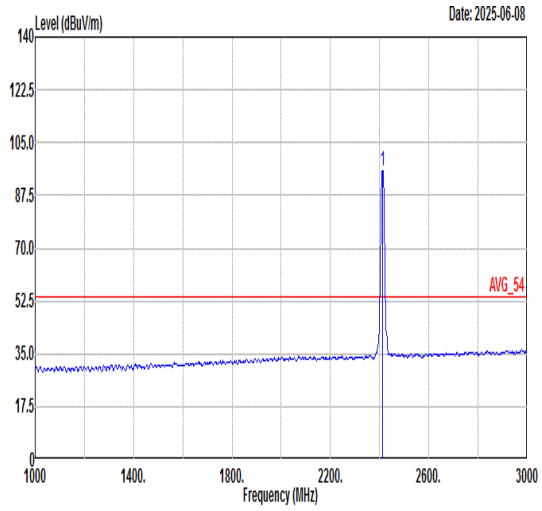 Freq Level Limit Line Margin (dB) Read Level Ant Factor Cable Loss Preamp Factor APos TPos Remark MHz dBuV/m dBuV/m dBuV dB/m dB dB cm deg 1 2412.00 95.67 ------ ------ 93.65 30.78 5.38 34.14 306 321 AVERAGE

Mode	12	
	Band Edge	
	2400-2483.5_802.11b_CH01_2412MHz	
ANT	8	
Pol.	Vertical	Fundamental
Peak	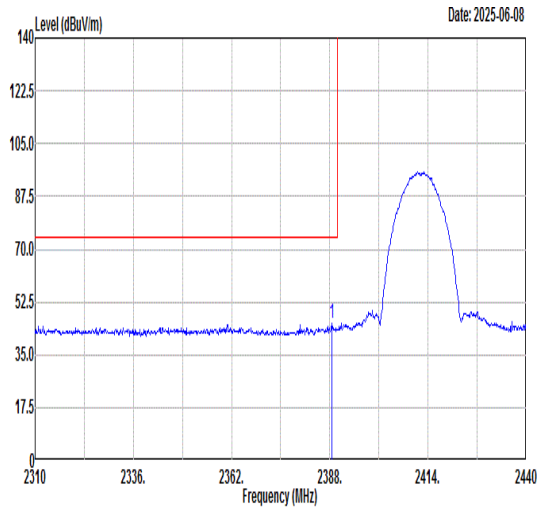 Freq Level Limit Line Margin (dB) Read Level Ant Factor Cable Loss Preamp Factor APos TPos Remark 1 2388.52 45.43 74.00 -28.57 43.43 30.78 5.36 34.14 200 281 PEAK	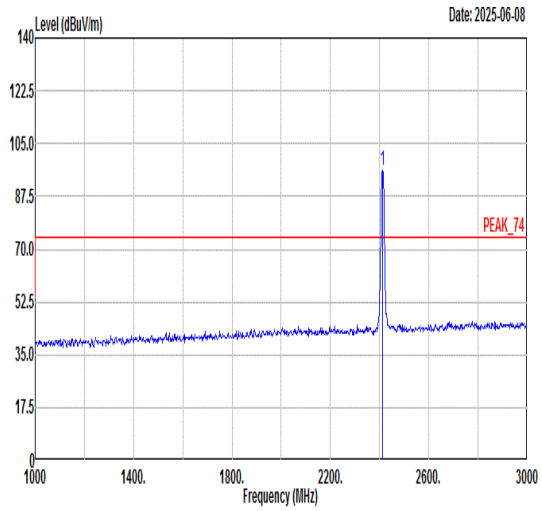 Freq Level Limit Line Margin (dB) Read Level Ant Factor Cable Loss Preamp Factor APos TPos Remark 1 2412.00 96.08 ------ ------ 94.06 30.78 5.38 34.14 200 281 PEAK
Avg	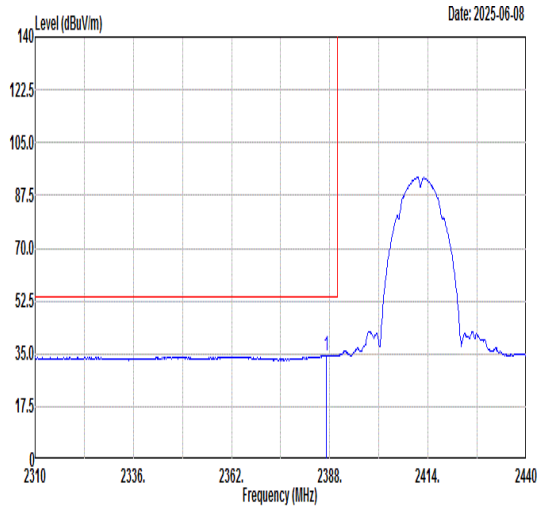 Freq Level Limit Line Margin (dB) Read Level Ant Factor Cable Loss Preamp Factor APos TPos Remark 1 2387.09 34.53 54.00 -19.47 32.54 30.78 5.36 34.15 200 281 AVERAGE	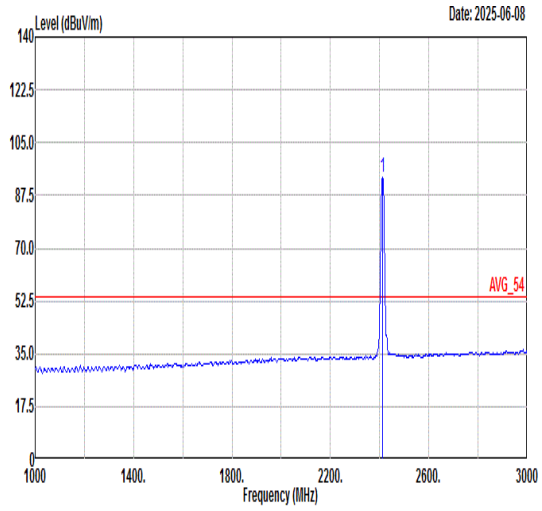 Freq Level Limit Line Margin (dB) Read Level Ant Factor Cable Loss Preamp Factor APos TPos Remark 1 2412.00 93.25 ------ ------ 91.23 30.78 5.38 34.14 200 281 AVERAGE

Mode	12	
	Harmonic	
	2400-2483.5_802.11b_CH01_2412MHz	
ANT	8	
Pol.	Horizontal	Vertical
Peak Avg	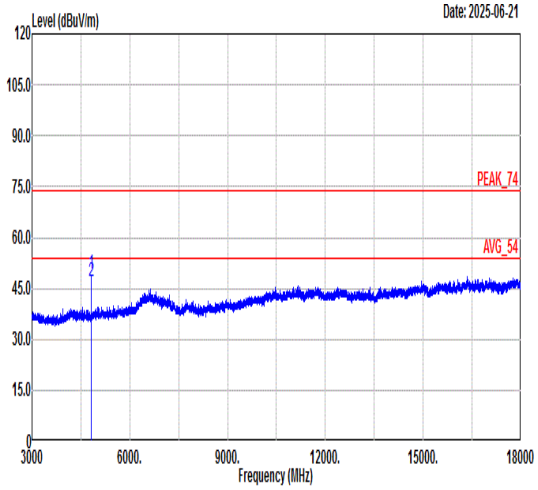 Freq Level Limit Line Margin (dB) Read Level Ant Factor Cable Loss Preamp Factor APos TPos Remark MHz dBuV/m dBuV/m dBuV dB/m dB dB cm deg 1 4824.00 49.39 74.00 -24.61 68.93 36.42 8.88 64.84 100 123 PEAK 2 4824.00 47.03 54.00 -6.97 66.57 36.42 8.88 64.84 100 123 AVERAGE	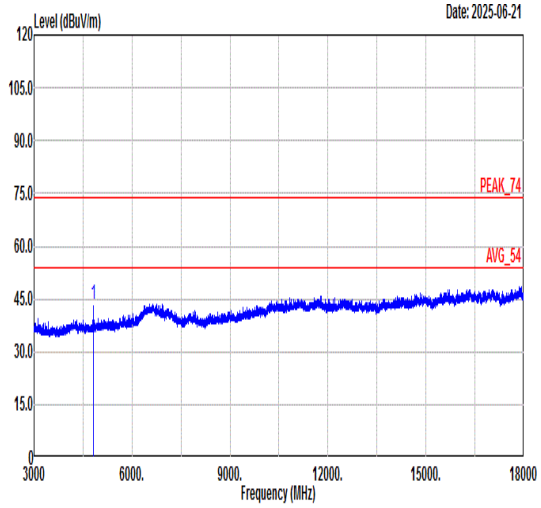 Freq Level Limit Line Margin (dB) Read Level Ant Factor Cable Loss Preamp Factor APos TPos Remark MHz dBuV/m dBuV/m dBuV dB/m dB dB cm deg 1 4824.00 43.43 74.00 -30.57 62.97 36.42 8.88 64.84 --- --- PEAK

Mode	13	
	Band Edge - L	
	2400-2483.5_802.11b_CH06_2437MHz	
ANT	8	
Pol.	Horizontal	Fundamental
Peak	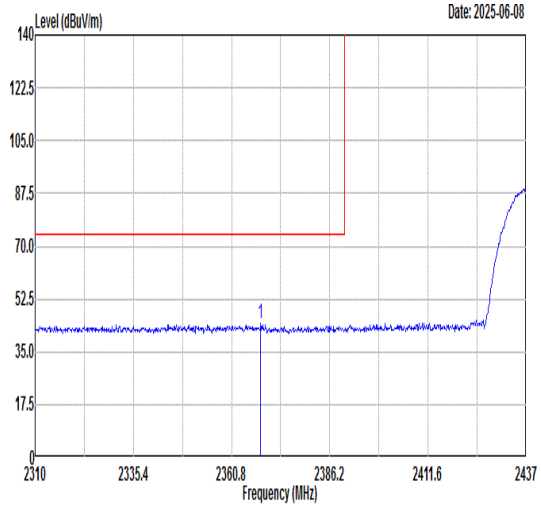 Freq Level Limit Line Margin (dB) Read Level Ant Factor Cable Loss Preamp Factor APos TPos Remark 1 2368.29 44.17 74.00 -29.83 42.21 30.77 5.34 34.15 400 238 PEAK	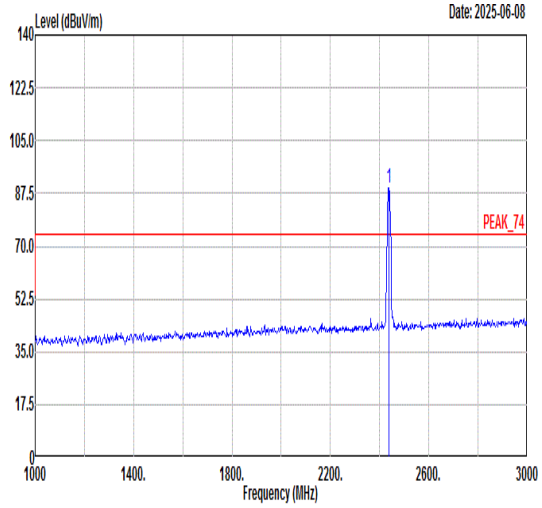 Freq Level Limit Line Margin (dB) Read Level Ant Factor Cable Loss Preamp Factor APos TPos Remark 1 2437.00 89.18 ------ ------ 87.10 30.79 5.41 34.12 400 238 PEAK
Avg	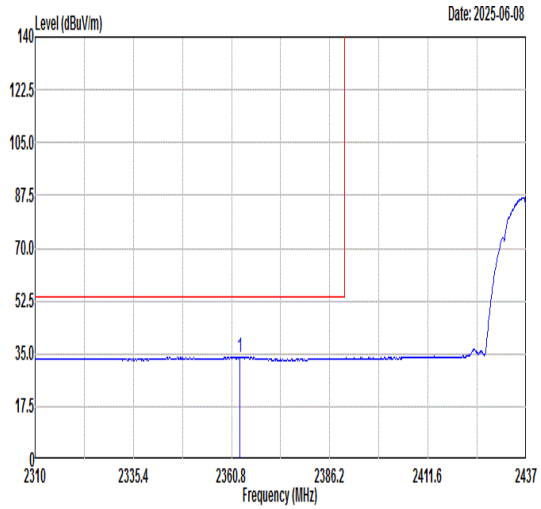 Freq Level Limit Line Margin (dB) Read Level Ant Factor Cable Loss Preamp Factor APos TPos Remark 1 2362.96 33.90 54.00 -20.10 31.94 30.77 5.34 34.15 400 238 AVERAGE	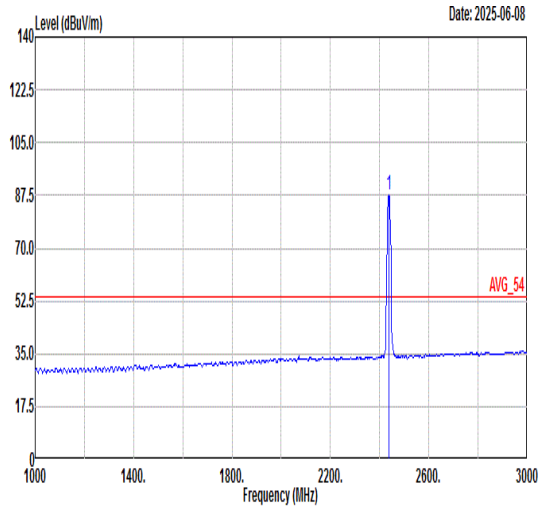 Freq Level Limit Line Margin (dB) Read Level Ant Factor Cable Loss Preamp Factor APos TPos Remark 1 2437.00 87.82 ------ ------ 85.74 30.79 5.41 34.12 400 238 AVERAGE

Mode	13	
	Band Edge - R	
	2400-2483.5_802.11b_CH06_2437MHz	
ANT	8	
Pol.	Horizontal	Fundamental
Peak	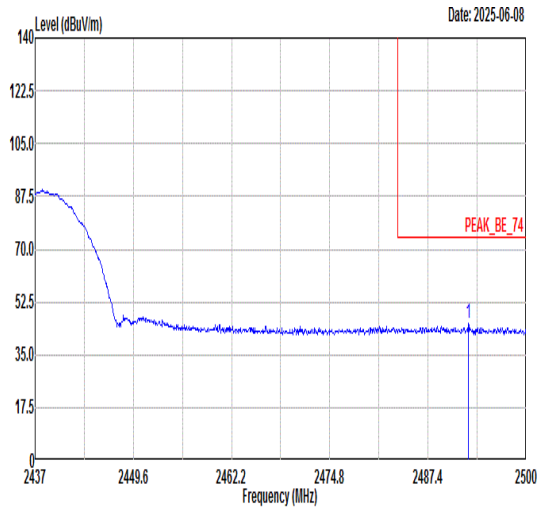 Freq Level Limit Line Margin (dB) Read Level Ant Factor Cable Loss Preamp Factor APos TPos Remark MHz dBuV/m dBuV/m dBuV dB/m dB dB cm deg 1 2492.57 45.42 74.00 -28.58 43.25 30.80 5.47 34.10 400 238 PEAK	Blank
Avg	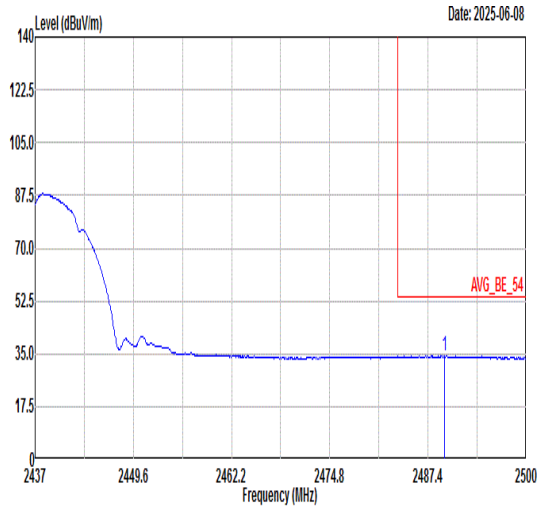 Freq Level Limit Line Margin (dB) Read Level Ant Factor Cable Loss Preamp Factor APos TPos Remark MHz dBuV/m dBuV/m dBuV dB/m dB dB cm deg 1 2489.54 34.15 54.00 -19.85 31.98 30.80 5.47 34.10 400 238 AVERAGE	Blank

Mode	13	
	Band Edge - L	
	2400-2483.5_802.11b_CH06_2437MHz	
ANT	8	
Pol.	Vertical	Fundamental
Peak	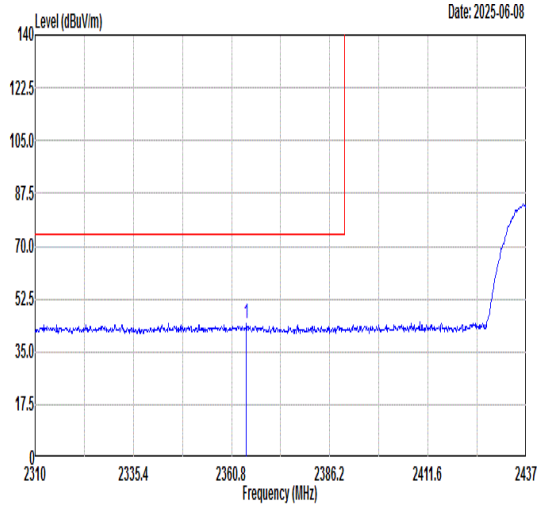 Freq Level Limit Line Margin (dB) Read Level Ant Factor Cable Loss Preamp Factor APos TPos Remark 1 2364.61 44.62 74.00 -29.38 42.66 30.77 5.34 34.15 400 360 PEAK	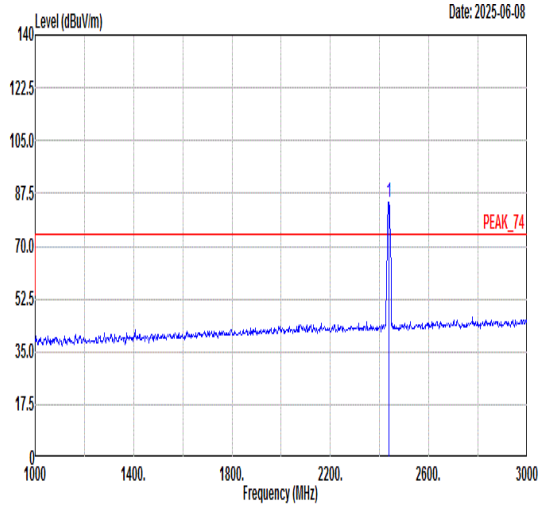 Freq Level Limit Line Margin (dB) Read Level Ant Factor Cable Loss Preamp Factor APos TPos Remark 1 2437.00 84.68 ------ ------ 82.61 30.79 5.41 34.13 400 360 PEAK
Avg	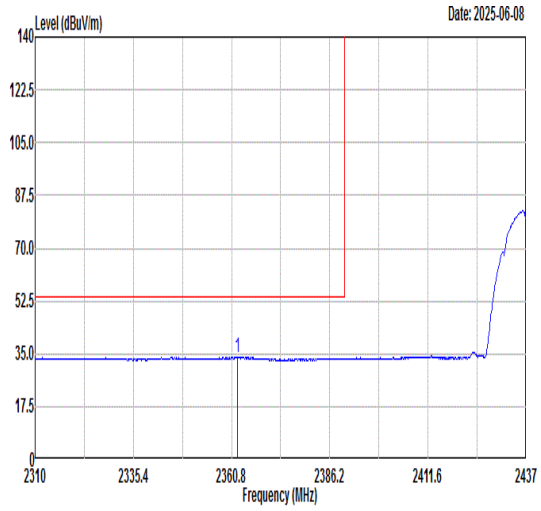 Freq Level Limit Line Margin (dB) Read Level Ant Factor Cable Loss Preamp Factor APos TPos Remark 1 2362.32 33.79 54.00 -20.21 31.84 30.77 5.34 34.16 400 360 AVERAGE	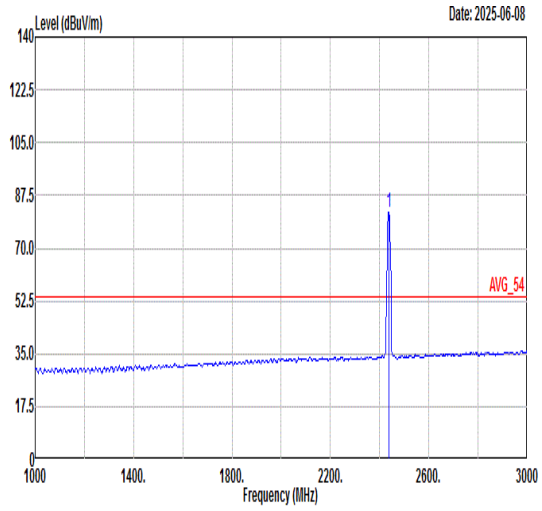 Freq Level Limit Line Margin (dB) Read Level Ant Factor Cable Loss Preamp Factor APos TPos Remark 1 2437.00 81.88 ------ ------ 79.80 30.79 5.41 34.12 400 360 AVERAGE

Mode	13	
	Band Edge - R	
	2400-2483.5_802.11b_CH06_2437MHz	
ANT	8	
Pol.	Vertical	Fundamental
Peak	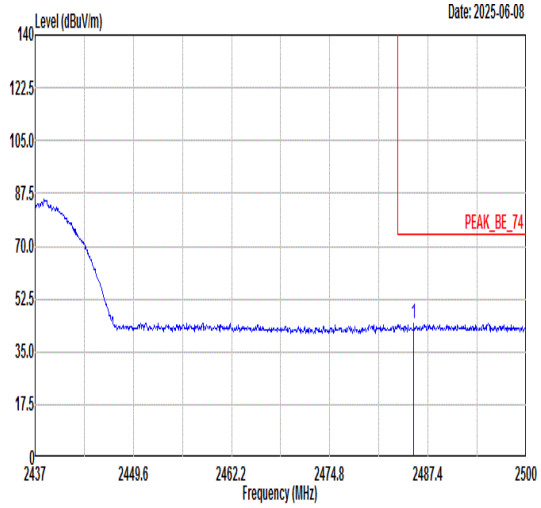 Freq Level Limit Line Margin (dB) Read Level Ant Factor Cable Loss Preamp Factor APos TPos Remark MHz dBuV/m dBuV/m dBuV dB/m dB dB cm deg 1 2485.57 44.46 74.00 -29.54 42.31 30.80 5.46 34.11 400 360 PEAK	Blank
Avg	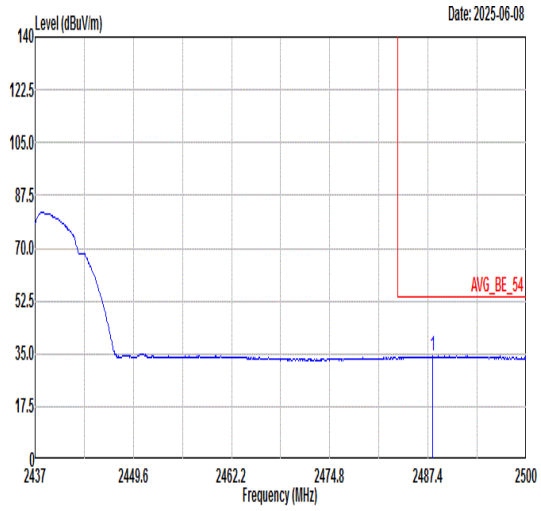 Freq Level Limit Line Margin (dB) Read Level Ant Factor Cable Loss Preamp Factor APos TPos Remark MHz dBuV/m dBuV/m dBuV dB/m dB dB cm deg 1 2487.97 34.15 54.00 -19.85 31.99 30.80 5.46 34.10 400 360 AVERAGE	Blank

Mode	13	
	Harmonic	
	2400-2483.5_802.11b_CH06_2437MHz	
ANT	8	
Pol.	Horizontal	Vertical
Peak Avg	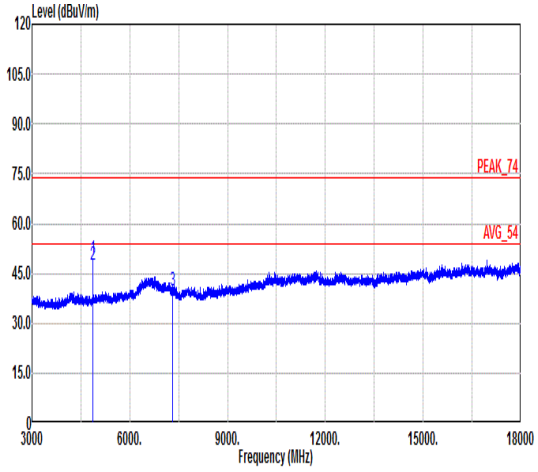 Freq Level Limit Line Margin Read Level Ant Factor Cable Loss Preamp Factor APos TPos Remark MHz dBuV/m dBuV/m dB dBuV dB/m dB dB cm deg 1 4874.00 49.53 74.00 -24.47 69.14 36.50 8.72 64.83 100 120 PEAK 2 4874.00 47.33 54.00 -6.67 66.94 36.50 8.72 64.83 100 120 AVERAGE 3 7311.00 39.98 74.00 -34.02 57.92 36.89 10.18 65.01 --- --- PEAK	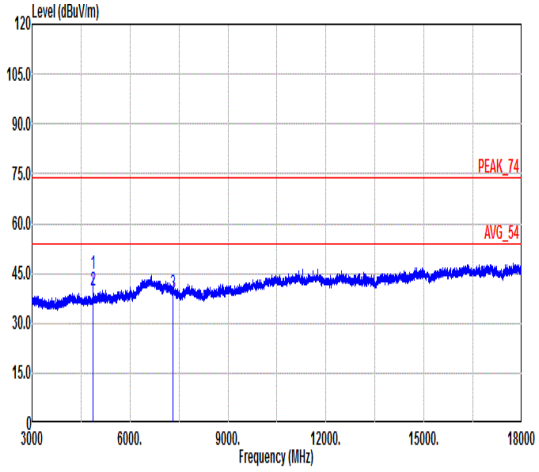 Freq Level Limit Line Margin Read Level Ant Factor Cable Loss Preamp Factor APos TPos Remark MHz dBuV/m dBuV/m dB dBuV dB/m dB dB cm deg 1 4874.00 44.92 74.00 -29.08 64.53 36.50 8.72 64.83 300 0 PEAK 2 4874.00 39.95 54.00 -14.05 59.56 36.50 8.72 64.83 300 0 AVERAGE 3 7311.00 38.77 74.00 -35.23 56.71 36.89 10.18 65.01 --- --- PEAK

Mode	14	
	Band Edge	
	2400-2483.5_802.11b_CH11_2462MHz	
ANT	8	
Pol.	Horizontal	Fundamental
Peak	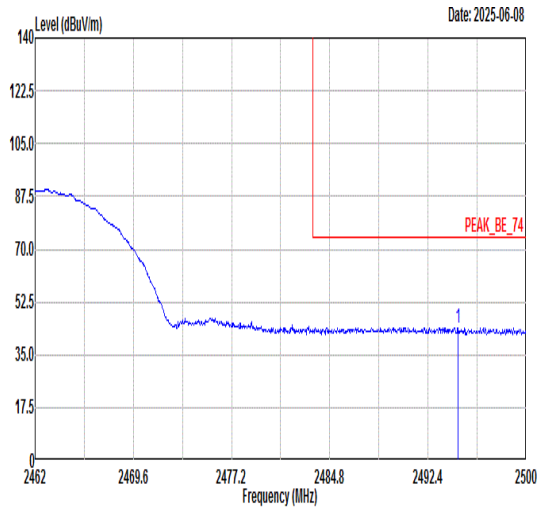 Freq Level Limit Line Margin (dB) Read Level Ant Factor Cable Loss Preamp Factor APos TPos Remark 1 2494.72 44.09 74.00 -29.91 41.92 30.80 5.47 34.10 210 360 PEAK	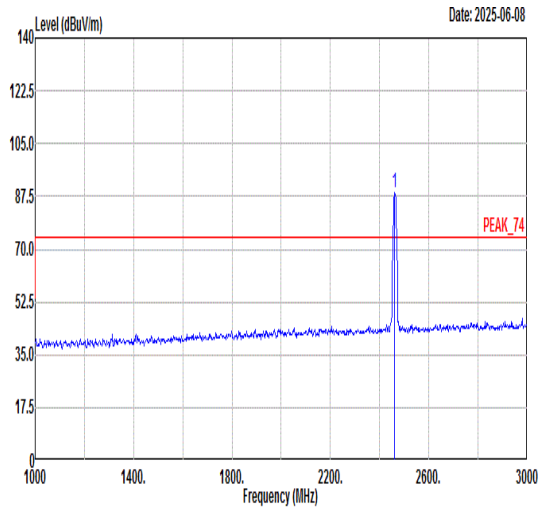 Freq Level Limit Line Margin (dB) Read Level Ant Factor Cable Loss Preamp Factor APos TPos Remark 1 2462.00 88.98 ------ ------ 86.87 30.79 5.44 34.12 210 360 PEAK
Avg	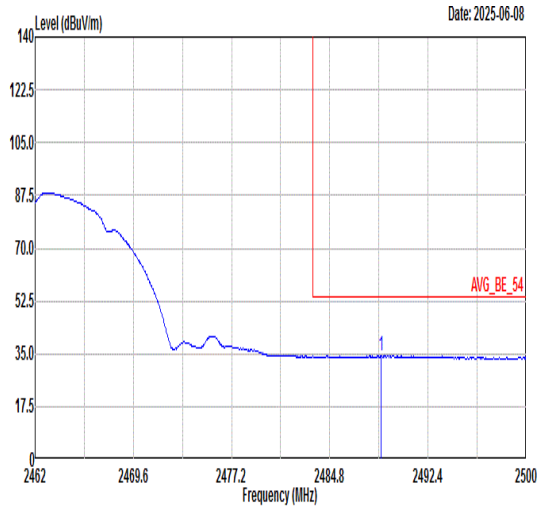 Freq Level Limit Line Margin (dB) Read Level Ant Factor Cable Loss Preamp Factor APos TPos Remark 1 2488.79 34.36 54.00 -19.64 32.19 30.80 5.47 34.10 210 360 AVERAGE	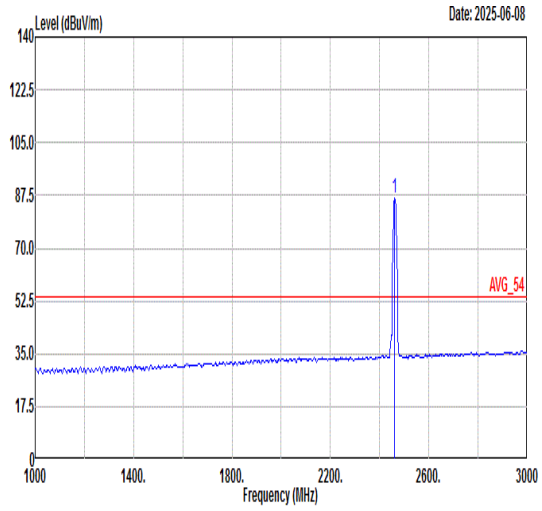 Freq Level Limit Line Margin (dB) Read Level Ant Factor Cable Loss Preamp Factor APos TPos Remark 1 2462.00 86.47 ------ ------ 84.36 30.79 5.44 34.12 210 360 AVERAGE

Mode	14	
	Band Edge	
	2400-2483.5_802.11b_CH11_2462MHz	
ANT	8	
Pol.	Vertical	Fundamental
Peak	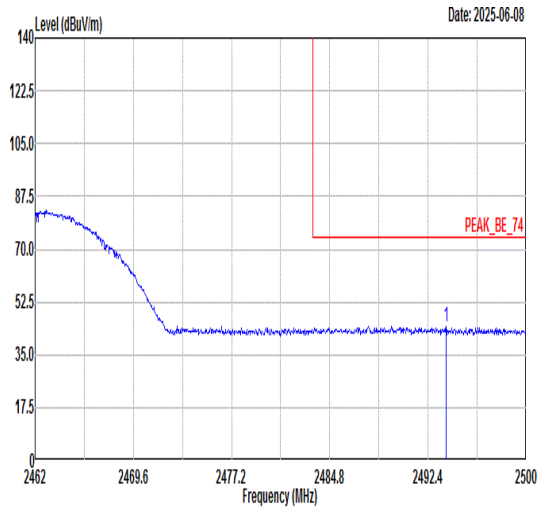 Freq Level Limit Line Margin (dB) Read Level Ant Factor Cable Loss Preamp Factor APos TPos Remark MHz dBuV/m dBuV/m dBuV dB/m dB dB cm deg 1 2493.81 44.47 74.00 -29.53 42.30 30.80 5.47 34.10 400 7 PEAK	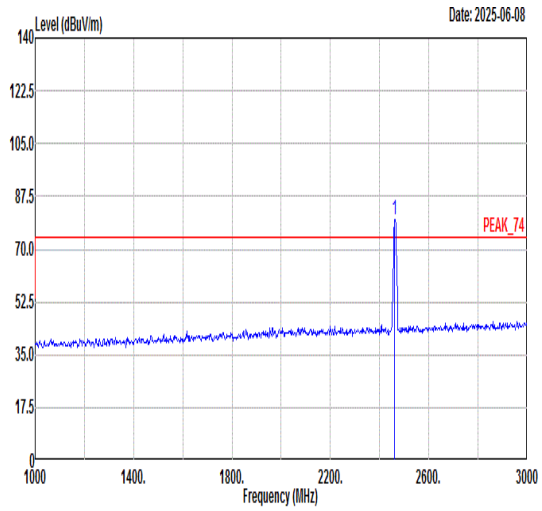 Freq Level Limit Line Margin (dB) Read Level Ant Factor Cable Loss Preamp Factor APos TPos Remark MHz dBuV/m dBuV/m dBuV dB/m dB dB cm deg 1 2462.00 79.98 ------ ------ 77.87 30.79 5.44 34.12 400 7 PEAK
Avg	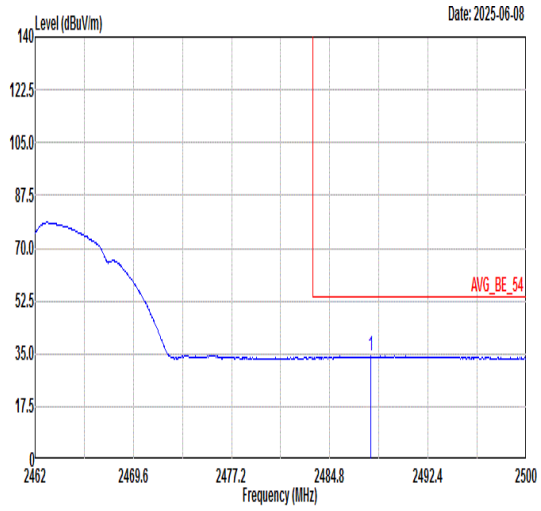 Freq Level Limit Line Margin (dB) Read Level Ant Factor Cable Loss Preamp Factor APos TPos Remark MHz dBuV/m dBuV/m dBuV dB/m dB dB cm deg 1 2487.99 34.23 54.00 -19.77 32.07 30.80 5.46 34.10 400 7 AVERAGE	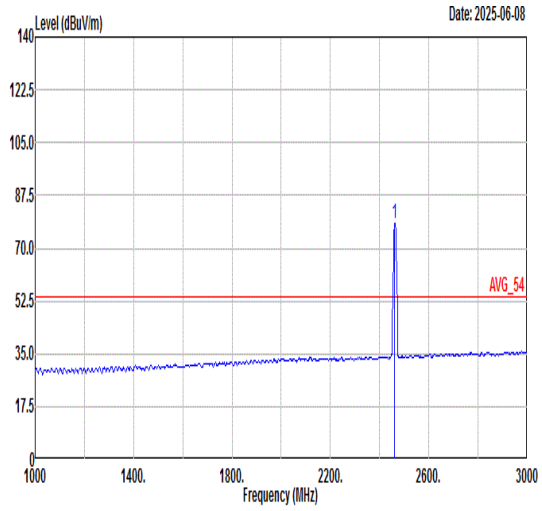 Freq Level Limit Line Margin (dB) Read Level Ant Factor Cable Loss Preamp Factor APos TPos Remark MHz dBuV/m dBuV/m dBuV dB/m dB dB cm deg 1 2462.00 78.31 ------ ------ 76.20 30.79 5.44 34.12 400 7 AVERAGE

Mode	14	
	Harmonic	
	2400-2483.5_802.11b_CH11_2462MHz	
ANT	8	
Pol.	Horizontal	Vertical
Peak Avg	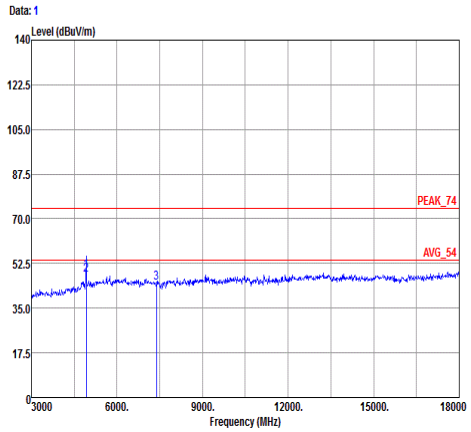 Freq Level Over Limit Limit Line ReadAntenna Level Cable Loss Preamp Factor A/Pos T/Pos Remark MHz dBuV/m dB dBuV/m dBuV dB/m dB dB cm deg 1 * 4924.00 49.59 -24.41 74.00 69.30 36.58 8.53 64.82 100 302 Peak 2 4924.00 47.81 -6.19 54.00 67.52 36.58 8.53 64.82 100 302 Average 3 7386.00 44.96 -29.04 74.00 62.95 36.81 10.18 64.98 --- --- Peak	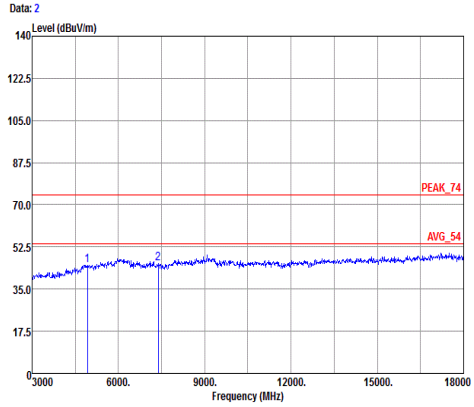 Freq Level Over Limit Limit Line ReadAntenna Level Cable Loss Preamp Factor A/Pos T/Pos Remark MHz dBuV/m dB dBuV/m dBuV dB/m dB dB cm deg 1 4924.00 44.95 -29.05 74.00 64.66 36.58 8.53 64.82 --- --- Peak 2 * 7386.00 45.53 -28.47 74.00 63.52 36.81 10.18 64.98 --- --- Peak

Mode	15	
	Harmonic	
	2400-2483.5_802.11g_CH01_2412MHz	
ANT	8	
Pol.	Horizontal	Vertical
Peak Avg	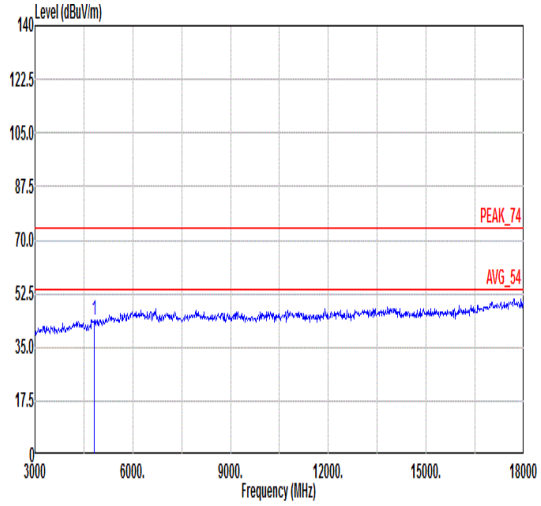 Freq Level Limit Line Margin Read Level Ant Factor Cable Loss Preamp Factor APos TPos Remark MHz dBuV/m dBuV/m dB dBuV dB/m dB dB cm deg 1 4824.00 43.62 74.00 -30.38 63.16 36.42 8.88 64.84 --- --- Peak	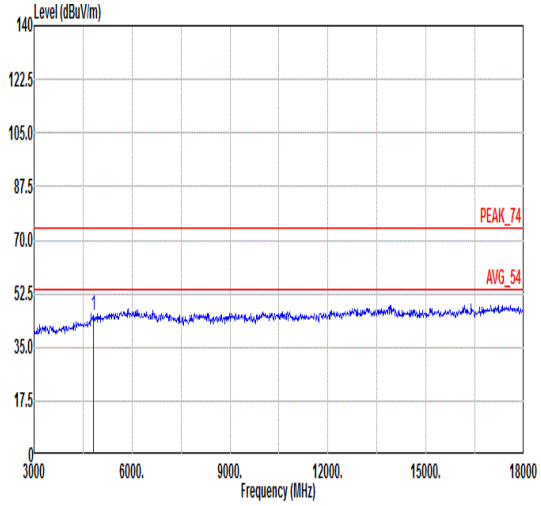 Freq Level Limit Line Margin Read Level Ant Factor Cable Loss Preamp Factor APos TPos Remark MHz dBuV/m dBuV/m dB dBuV dB/m dB dB cm deg 1 4824.00 45.21 74.00 -28.79 64.75 36.42 8.88 64.84 --- --- Peak

Mode	16	
	Harmonic	
	2400-2483.5_802.11g_CH06_2437MHz	
ANT	8	
Pol.	Horizontal	Vertical
Peak Avg	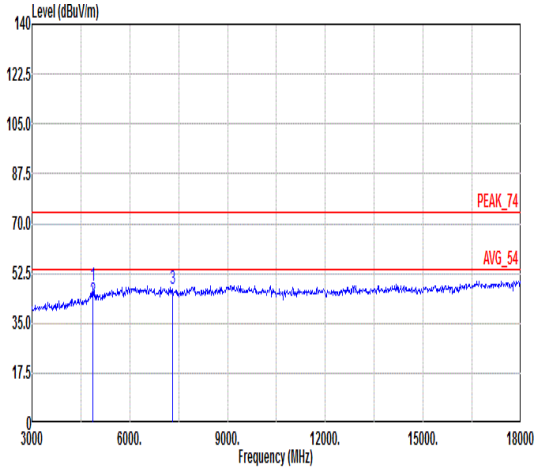 Freq Level Limit Line Margin Read Level Ant Factor Cable Loss Preamp Factor APos TPos Remark MHz dBuV/m dBuV/m dB dBuV dB/m dB dB cm deg 1 4874.00 48.06 74.00 -25.94 67.67 36.50 8.72 64.83 100 302 Peak 2 4874.00 43.05 54.00 -10.95 62.66 36.50 8.72 64.83 100 302 Average 3 7311.00 47.21 74.00 -26.79 65.15 36.89 10.18 65.01 --- --- Peak	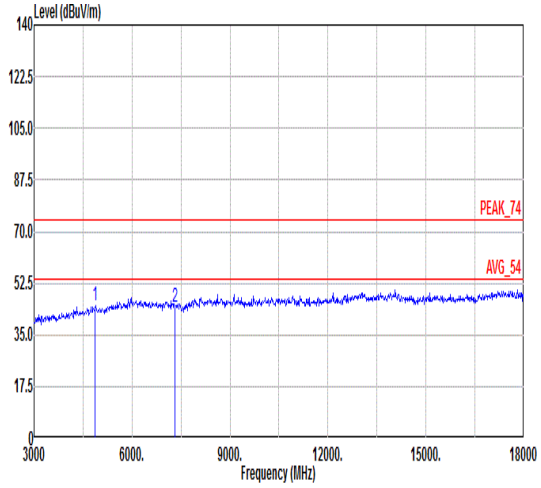 Freq Level Limit Line Margin Read Level Ant Factor Cable Loss Preamp Factor APos TPos Remark MHz dBuV/m dBuV/m dB dBuV dB/m dB dB cm deg 1 4874.00 44.73 74.00 -29.27 64.34 36.50 8.72 64.83 --- --- Peak 2 7311.00 44.45 74.00 -29.55 62.39 36.89 10.18 65.01 --- --- Peak

Mode	17	
	Band Edge	
	2400-2483.5_802.11g_CH11_2462MHz	
ANT	8	
Pol.	Horizontal	Fundamental
Peak	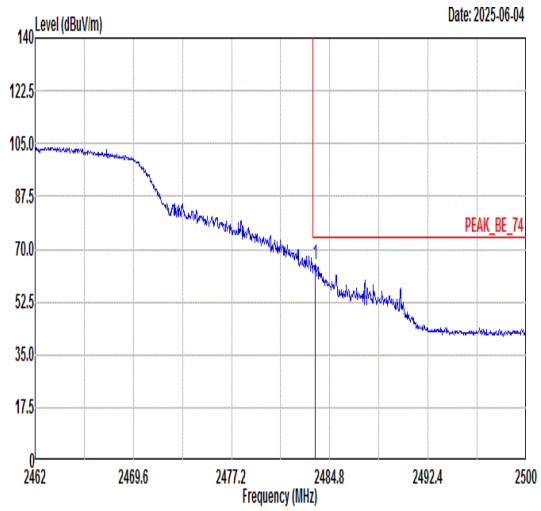 Freq Level Limit Line Margin (dB) Read Level Ant Factor Cable Loss Preamp Factor APos TPos Remark 1 2483.70 64.85 74.00 -9.15 62.70 30.80 5.46 34.11 100 322 PEAK	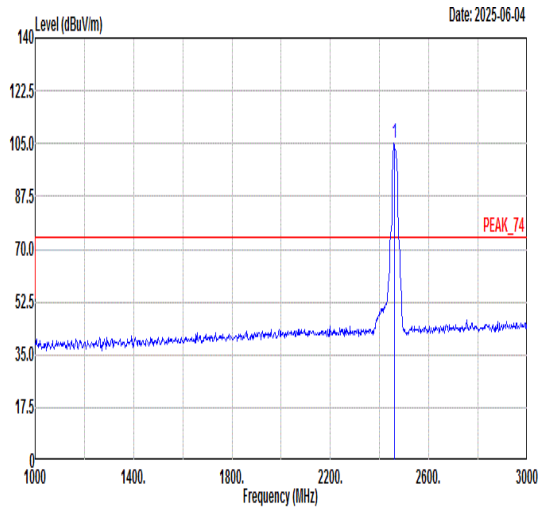 Freq Level Limit Line Margin (dB) Read Level Ant Factor Cable Loss Preamp Factor APos TPos Remark 1 2462.00 104.88 ------ ------ 102.78 30.79 5.43 34.12 100 322 PEAK
Avg	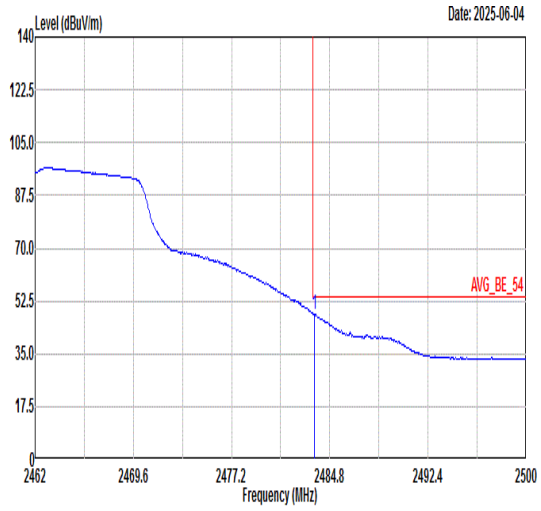 Freq Level Limit Line Margin (dB) Read Level Ant Factor Cable Loss Preamp Factor APos TPos Remark 1 2483.58 48.27 54.00 -5.73 46.12 30.80 5.46 34.11 100 322 AVERAGE	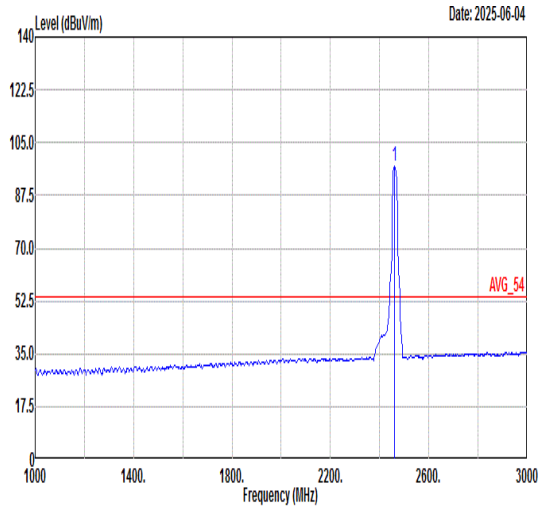 Freq Level Limit Line Margin (dB) Read Level Ant Factor Cable Loss Preamp Factor APos TPos Remark 1 2462.00 96.99 ------ ------ 94.88 30.79 5.44 34.12 100 322 AVERAGE

Mode	17	
	Band Edge	
	2400-2483.5_802.11g_CH11_2462MHz	
ANT	8	
Pol.	Vertical	Fundamental
Peak	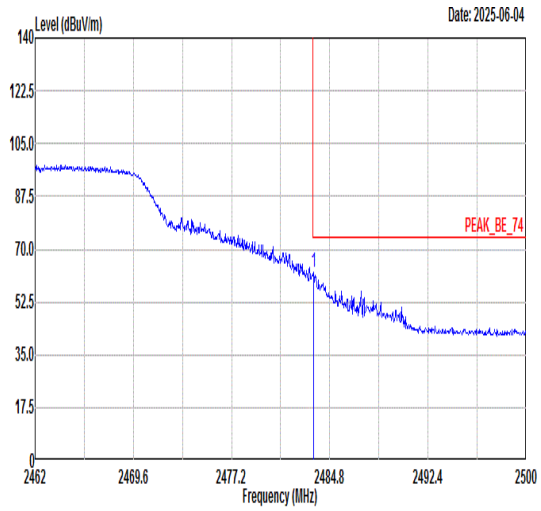 Freq Level Limit Line Margin (dB) Read Level Ant Factor Cable Loss Preamp Factor APos TPos Remark MHz dBuV/m dBuV/m dBuV dB/m dB dB cm deg 1 2483.55 62.46 74.00 -11.54 60.31 30.80 5.46 34.11 299 252 PEAK	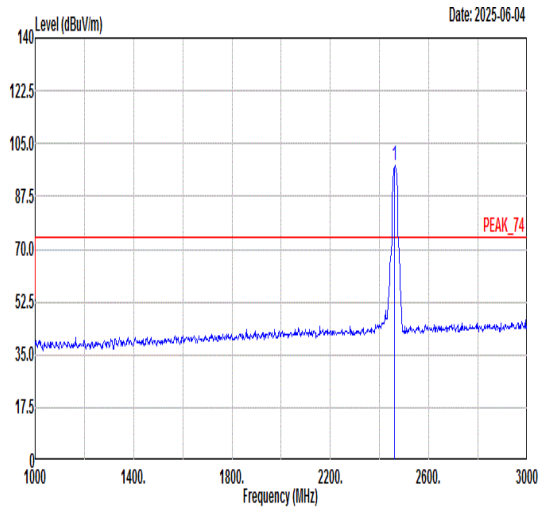 Freq Level Limit Line Margin (dB) Read Level Ant Factor Cable Loss Preamp Factor APos TPos Remark MHz dBuV/m dBuV/m dBuV dB/m dB dB cm deg 1 2462.00 97.54 ------ ------ 95.42 30.79 5.44 34.11 299 252 PEAK
Avg	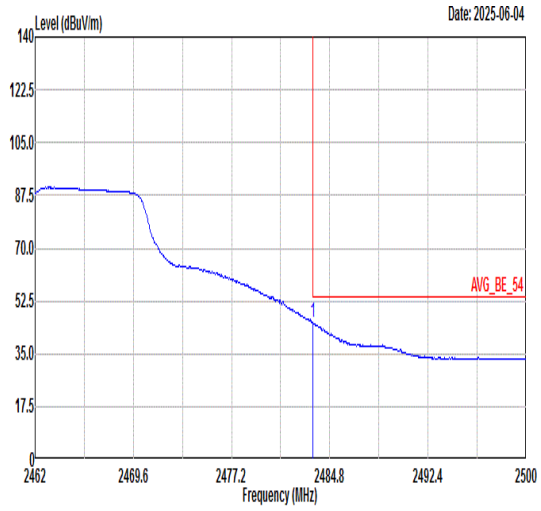 Freq Level Limit Line Margin (dB) Read Level Ant Factor Cable Loss Preamp Factor APos TPos Remark MHz dBuV/m dBuV/m dBuV dB/m dB dB cm deg 1 2483.51 45.31 54.00 -8.69 43.16 30.80 5.46 34.11 299 252 AVERAGE	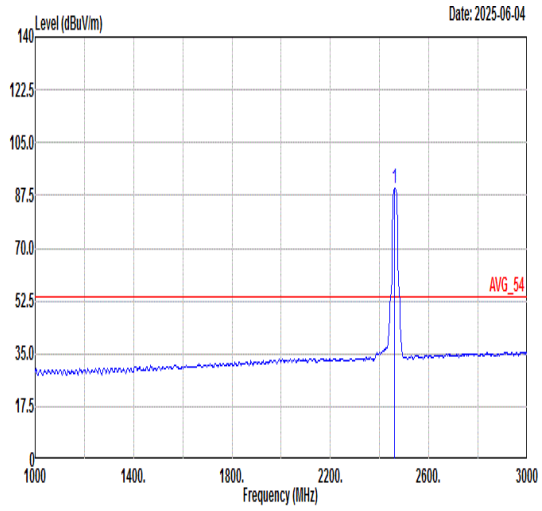 Freq Level Limit Line Margin (dB) Read Level Ant Factor Cable Loss Preamp Factor APos TPos Remark MHz dBuV/m dBuV/m dBuV dB/m dB dB cm deg 1 2462.00 89.99 ------ ------ 87.87 30.79 5.44 34.11 299 252 AVERAGE

Mode	17	
	Harmonic	
	2400-2483.5_802.11g_CH11_2462MHz	
ANT	8	
Pol.	Horizontal	Vertical
Peak Avg	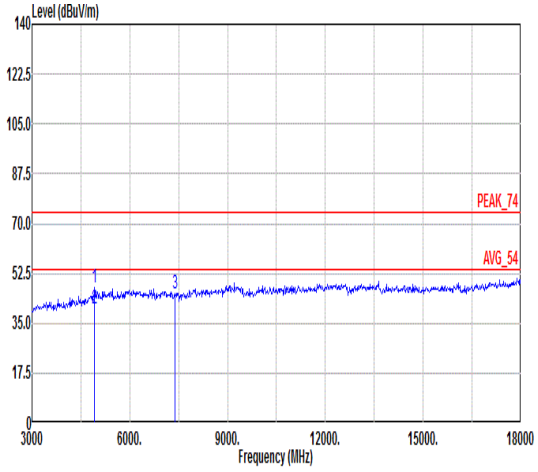 Freq Level Limit Line Margin Read Level Ant Factor Cable Loss Preamp Factor APos TPos Remark MHz dBuV/m dBuV/m dB dBuV dB/m dB dB cm deg 1 4924.00 47.31 74.00 -26.69 66.98 36.58 8.57 64.82 100 302 Peak 2 4924.00 39.99 54.00 -14.01 59.66 36.58 8.57 64.82 100 302 Average 3 7386.00 45.59 74.00 -28.41 63.58 36.81 10.18 64.98 --- --- Peak	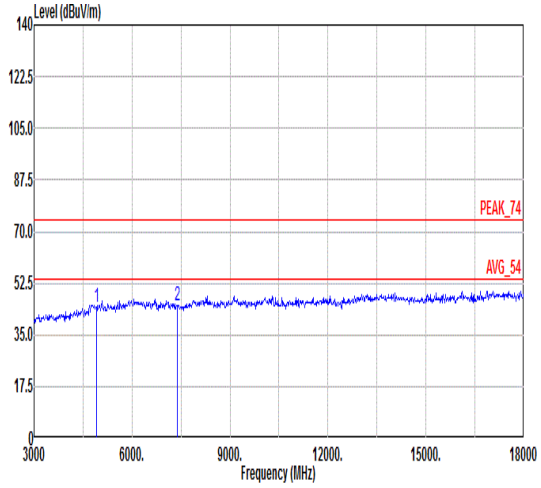 Freq Level Limit Line Margin Read Level Ant Factor Cable Loss Preamp Factor APos TPos Remark MHz dBuV/m dBuV/m dB dBuV dB/m dB dB cm deg 1 4924.00 44.29 74.00 -29.71 63.96 36.58 8.57 64.82 --- --- Peak 2 7386.00 45.02 74.00 -28.98 63.01 36.81 10.18 64.98 --- --- Peak

Mode	18	
	Band Edge	
	2400-2483.5_802.11n HT20_CH01_2412MHz	
ANT	8	
Pol.	Horizontal	Fundamental
Peak	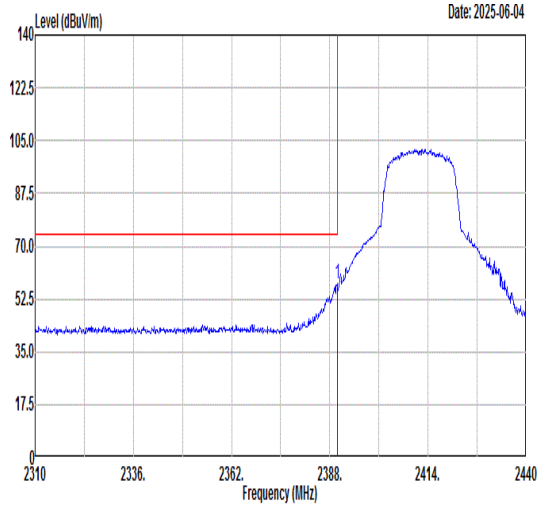 Freq Level Limit Line Margin (dB) Read Level Ant Factor Cable Loss Preamp Factor APos TPos Remark MHz dBuV/m dBuV/m dBuV dB/m dB dB cm deg 1 2389.95 57.43 74.00 -16.57 55.43 30.78 5.36 34.14 100 320 PEAK	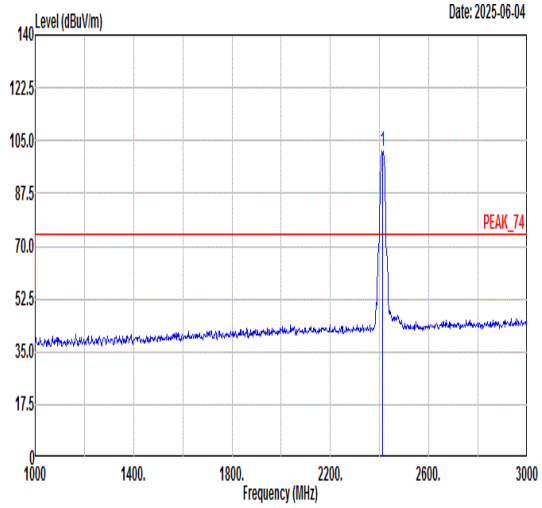 Freq Level Limit Line Margin (dB) Read Level Ant Factor Cable Loss Preamp Factor APos TPos Remark MHz dBuV/m dBuV/m dBuV dB/m dB dB cm deg 1 2412.00 101.39 ------ ------ 99.37 30.78 5.38 34.14 100 320 PEAK
Avg	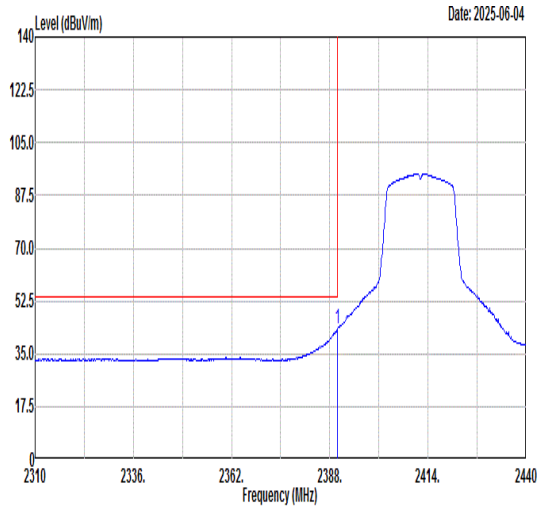 Freq Level Limit Line Margin (dB) Read Level Ant Factor Cable Loss Preamp Factor APos TPos Remark MHz dBuV/m dBuV/m dBuV dB/m dB dB cm deg 1 2389.95 43.23 54.00 -10.77 41.23 30.78 5.36 34.14 100 320 AVERAGE	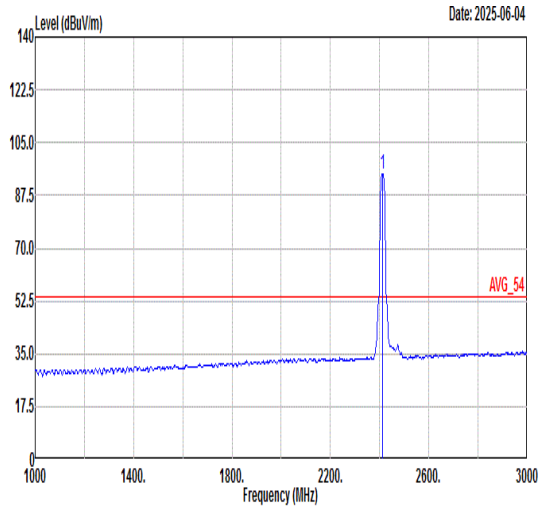 Freq Level Limit Line Margin (dB) Read Level Ant Factor Cable Loss Preamp Factor APos TPos Remark MHz dBuV/m dBuV/m dBuV dB/m dB dB cm deg 1 2412.00 94.58 ------ ------ 92.56 30.78 5.38 34.14 100 320 AVERAGE

Mode	18	
	Band Edge	
	2400-2483.5_802.11n HT20_CH01_2412MHz	
ANT	8	
Pol.	Vertical	Fundamental
Peak	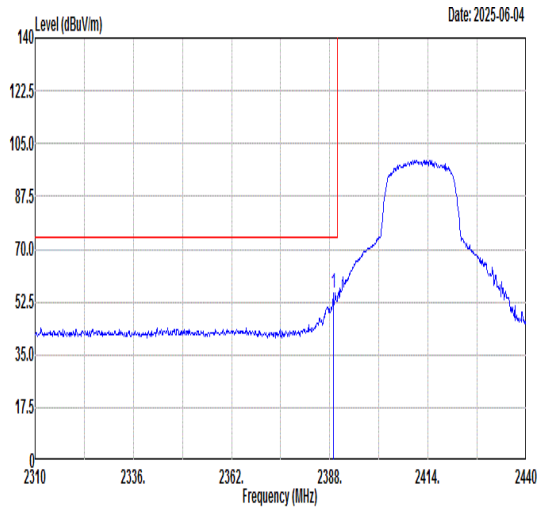 Freq Level Limit Line Margin (dB) Read Level Ant Factor Cable Loss Preamp Factor APos TPos Remark MHz dBuV/m dBuV/m dBuV dB/m dB dB cm deg 1 2388.91 55.39 74.00 -18.61 53.39 30.78 5.36 34.14 227 263 PEAK	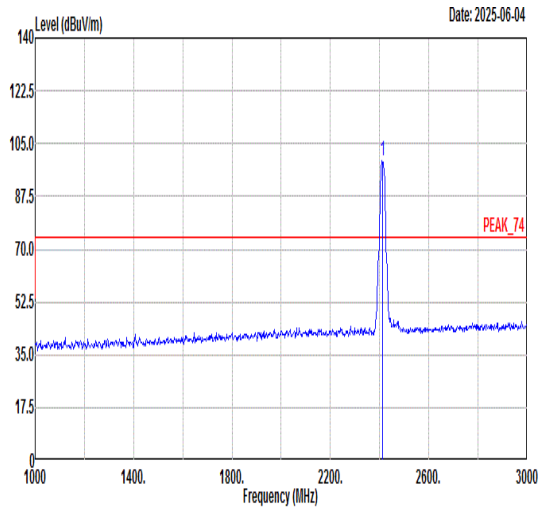 Freq Level Limit Line Margin (dB) Read Level Ant Factor Cable Loss Preamp Factor APos TPos Remark MHz dBuV/m dBuV/m dBuV dB/m dB dB cm deg 1 2412.00 99.25 ------ ------ 97.24 30.78 5.37 34.14 227 263 PEAK
Avg	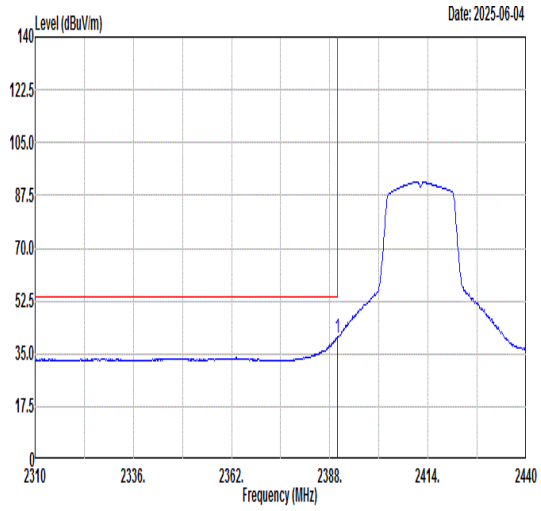 Freq Level Limit Line Margin (dB) Read Level Ant Factor Cable Loss Preamp Factor APos TPos Remark MHz dBuV/m dBuV/m dBuV dB/m dB dB cm deg 1 2389.95 40.39 54.00 -13.61 38.39 30.78 5.36 34.14 227 263 AVERAGE	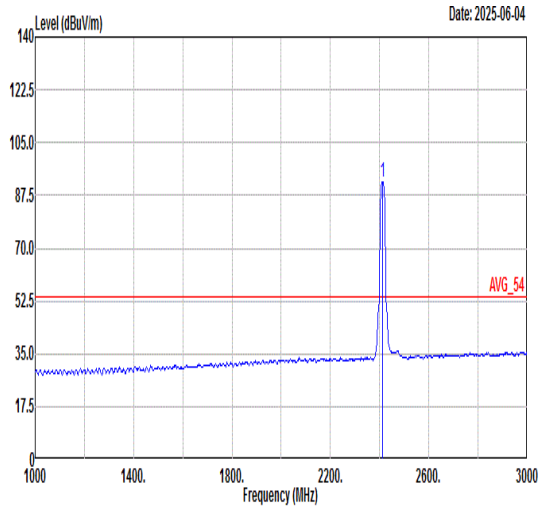 Freq Level Limit Line Margin (dB) Read Level Ant Factor Cable Loss Preamp Factor APos TPos Remark MHz dBuV/m dBuV/m dBuV dB/m dB dB cm deg 1 2412.00 91.95 ------ ------ 89.93 30.78 5.38 34.14 227 263 AVERAGE

Mode	18	
	Harmonic	
	2400-2483.5_802.11n HT20_CH01_2412MHz	
ANT	8	
Pol.	Horizontal	Vertical
Peak Avg	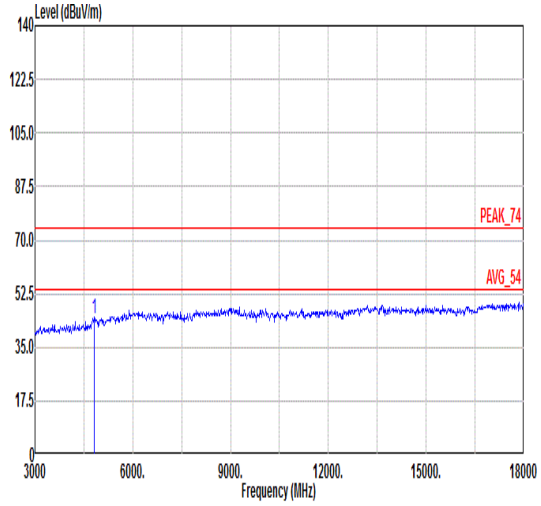 Freq Level Limit Line Margin Read Level Ant Factor Cable Loss Preamp Factor APos TPos Remark MHz dBuV/m dBuV/m dB dBuV dB/m dB dB cm deg 1 4824.00 44.49 74.00 -29.51 64.03 36.42 8.88 64.84 --- --- Peak	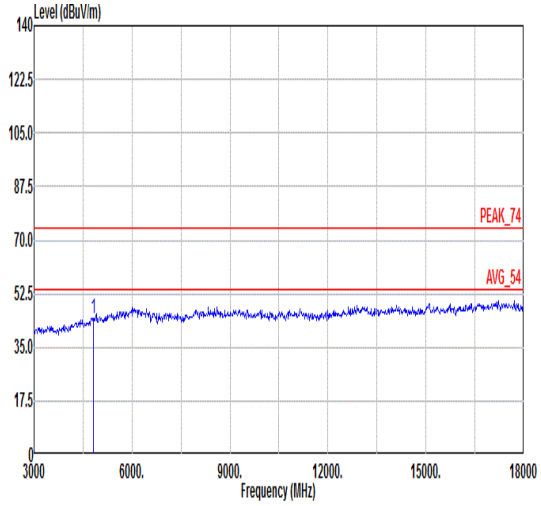 Freq Level Limit Line Margin Read Level Ant Factor Cable Loss Preamp Factor APos TPos Remark MHz dBuV/m dBuV/m dB dBuV dB/m dB dB cm deg 1 4824.00 44.43 74.00 -29.57 63.97 36.42 8.88 64.84 --- --- Peak

Mode	19	
	Band Edge - L	
	2400-2483.5_802.11n HT20_CH06_2437MHz	
ANT	8	
Pol.	Horizontal	Fundamental
Peak	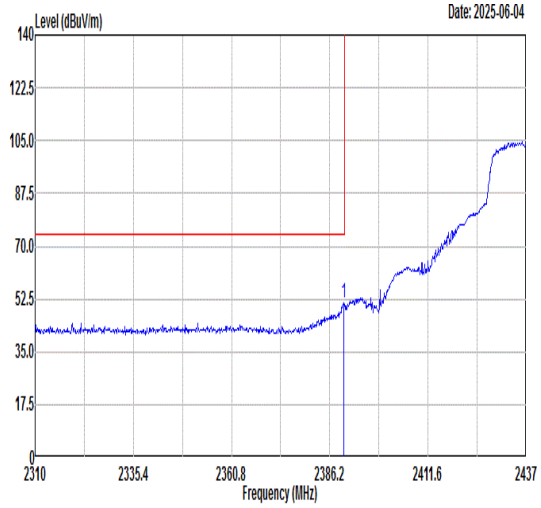 Freq Level Limit Line Margin (dB) Read Level Ant Factor Cable Loss Preamp Factor APos TPos Remark 1 2389.76 51.26 74.00 -22.74 49.26 30.78 5.36 34.14 100 321 PEAK	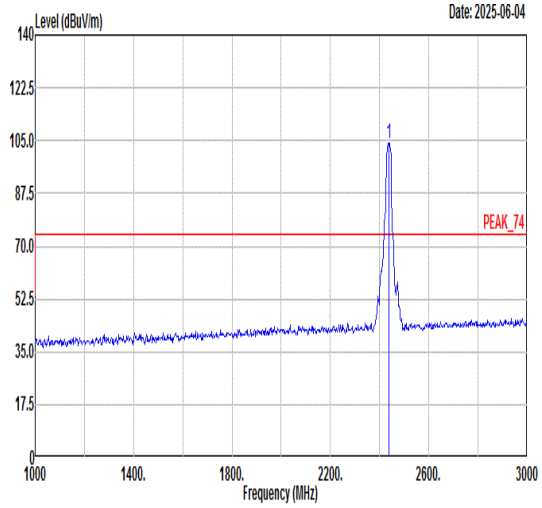 Freq Level Limit Line Margin (dB) Read Level Ant Factor Cable Loss Preamp Factor APos TPos Remark 1 2437.00 104.30 ------ ------ 102.22 30.79 5.41 34.12 100 321 PEAK
Avg	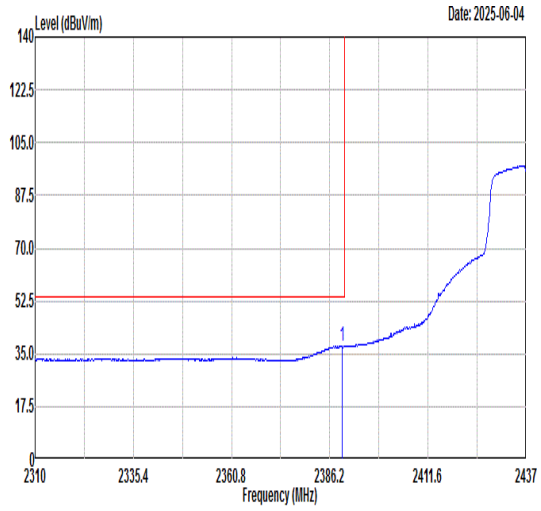 Freq Level Limit Line Margin (dB) Read Level Ant Factor Cable Loss Preamp Factor APos TPos Remark 1 2389.38 37.58 54.00 -16.42 35.58 30.78 5.36 34.14 100 321 AVERAGE	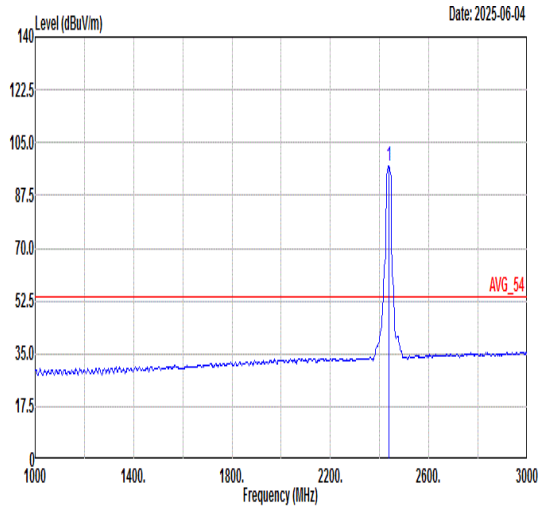 Freq Level Limit Line Margin (dB) Read Level Ant Factor Cable Loss Preamp Factor APos TPos Remark 1 2437.00 97.22 ------ ------ 95.14 30.79 5.41 34.12 100 321 AVERAGE

Mode	19	
	Band Edge - R	
	2400-2483.5_802.11n HT20_CH06_2437MHz	
ANT	8	
Pol.	Horizontal	Fundamental
Peak	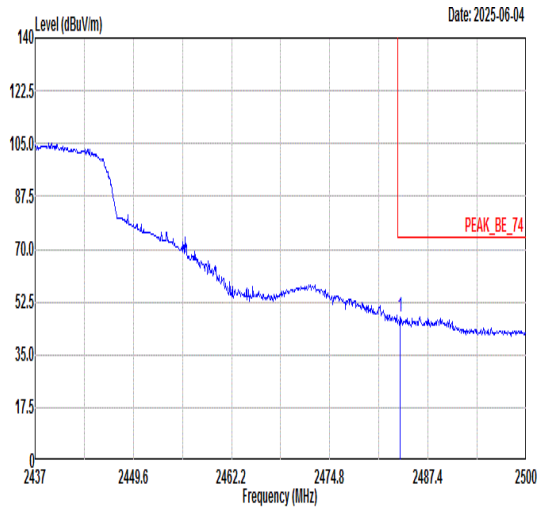 Freq Level Limit Line Margin (dB) Read Level Ant Factor Cable Loss Preamp Factor APos TPos Remark MHz dBuV/m dBuV/m dBuV dB/m dB dB cm deg 1 2483.81 47.77 74.00 -26.23 45.62 30.80 5.46 34.11 100 321 PEAK	Blank
Avg	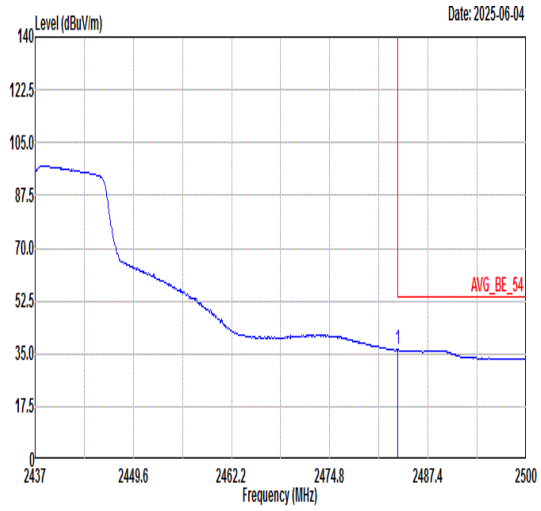 Freq Level Limit Line Margin (dB) Read Level Ant Factor Cable Loss Preamp Factor APos TPos Remark MHz dBuV/m dBuV/m dBuV dB/m dB dB cm deg 1 2483.56 36.25 54.00 -17.75 34.10 30.80 5.46 34.11 100 321 AVERAGE	Blank

Mode	19	
	Band Edge - L	
	2400-2483.5_802.11n HT20_CH06_2437MHz	
ANT	8	
Pol.	Vertical	Fundamental
Peak	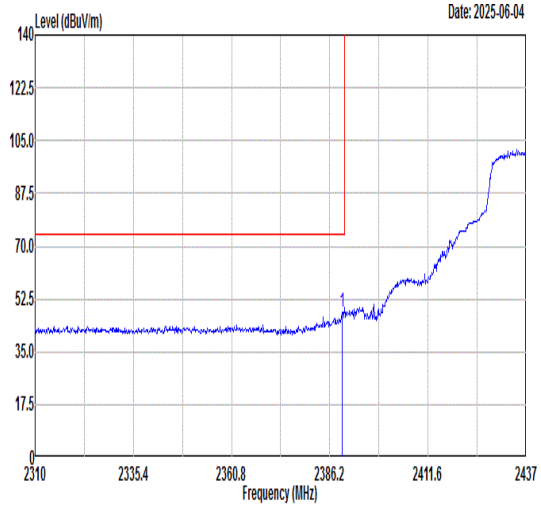 Freq Level Limit Line Margin (dB) Read Level Ant Factor Cable Loss Preamp Factor APos TPos Remark 1 2389.38 48.20 74.00 -25.80 46.20 30.78 5.36 34.14 203 282 PEAK	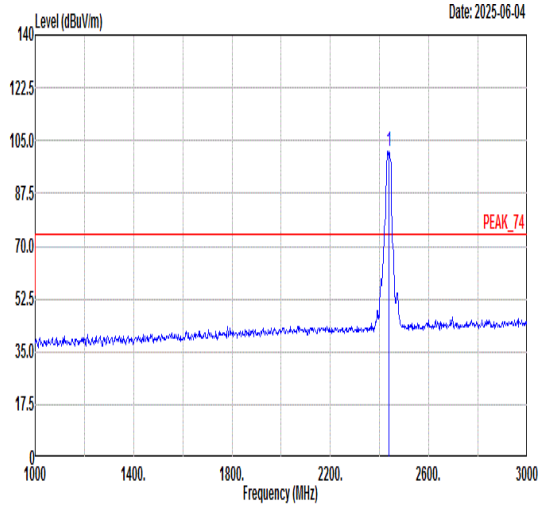 Freq Level Limit Line Margin (dB) Read Level Ant Factor Cable Loss Preamp Factor APos TPos Remark 1 2437.00 101.32 ------ ------ 99.24 30.79 5.41 34.12 203 282 PEAK
Avg	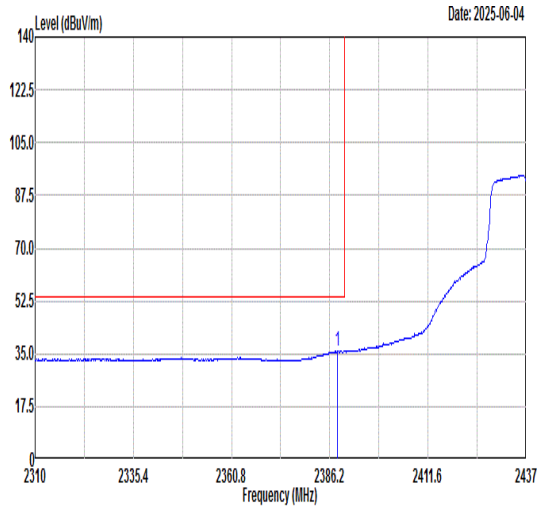 Freq Level Limit Line Margin (dB) Read Level Ant Factor Cable Loss Preamp Factor APos TPos Remark 1 2388.11 35.75 54.00 -18.25 33.75 30.78 5.36 34.14 203 282 AVERAGE	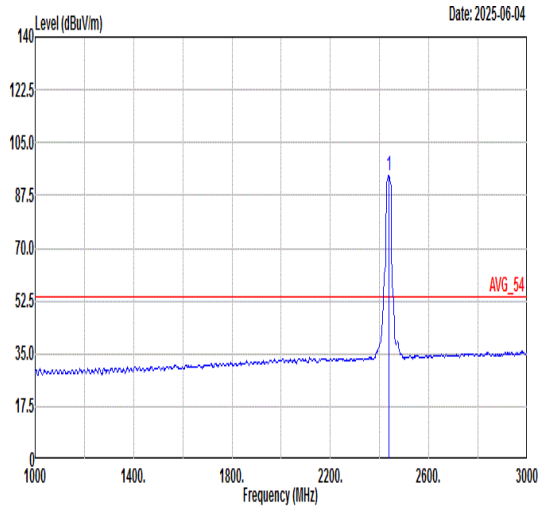 Freq Level Limit Line Margin (dB) Read Level Ant Factor Cable Loss Preamp Factor APos TPos Remark 1 2437.00 94.08 ------ ------ 92.01 30.79 5.41 34.13 203 282 AVERAGE

Mode	19	
	Band Edge - R	
	2400-2483.5_802.11n HT20_CH06_2437MHz	
ANT	8	
Pol.	Vertical	Fundamental
Peak	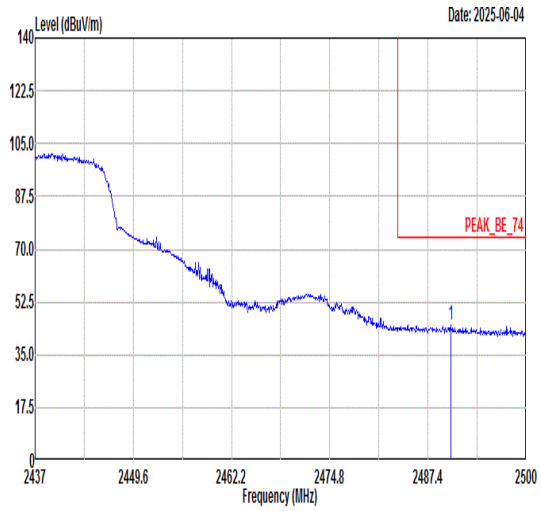 Freq Level Limit Line Margin (dB) Read Level Ant Factor Cable Loss Preamp Factor APos TPos Remark MHz dBuV/m dBuV/m dBuV dB/m dB dB cm deg 1 2490.30 44.95 74.00 -29.05 42.78 30.80 5.47 34.10 203 282 PEAK	Blank
Avg	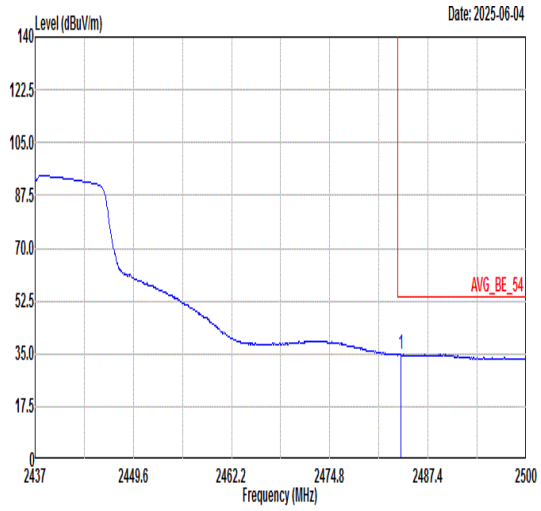 Freq Level Limit Line Margin (dB) Read Level Ant Factor Cable Loss Preamp Factor APos TPos Remark MHz dBuV/m dBuV/m dBuV dB/m dB dB cm deg 1 2483.94 34.75 54.00 -19.25 32.60 30.80 5.46 34.11 203 282 AVERAGE	Blank

Mode	19	
	Harmonic	
	2400-2483.5_802.11n HT20_CH06_2437MHz	
ANT	8	
Pol.	Horizontal	Vertical
Peak Avg	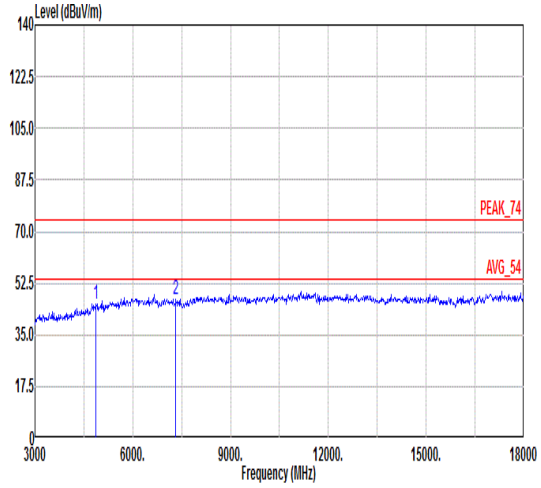 Freq Level Limit Line Margin Read Level Ant Factor Cable Loss Preamp Factor APos TPos Remark MHz dBuV/m dBuV/m dB dBuV dB/m dB dB cm deg 1 4874.00 45.55 74.00 -28.45 65.16 36.50 8.72 64.83 --- --- Peak 2 7311.00 47.02 74.00 -26.98 64.96 36.89 10.18 65.01 --- --- Peak	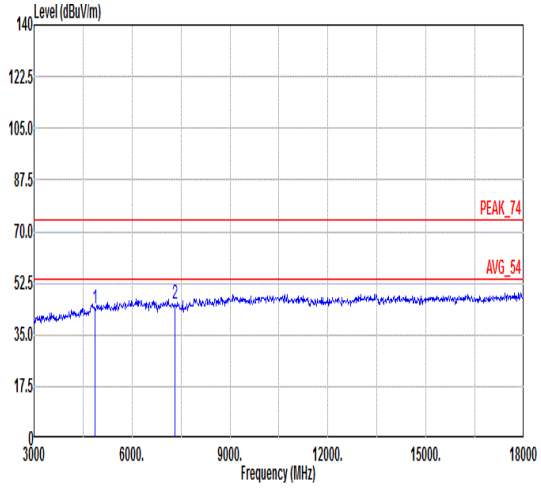 Freq Level Limit Line Margin Read Level Ant Factor Cable Loss Preamp Factor APos TPos Remark MHz dBuV/m dBuV/m dB dBuV dB/m dB dB cm deg 1 4874.00 43.96 74.00 -30.04 63.57 36.50 8.72 64.83 --- --- Peak 2 7311.00 45.59 74.00 -28.41 63.53 36.89 10.18 65.01 --- --- Peak

Mode	20	
	Band Edge	
	2400-2483.5_802.11n HT20_CH11_2462MHz	
ANT	8	
Pol.	Horizontal	Fundamental
Peak	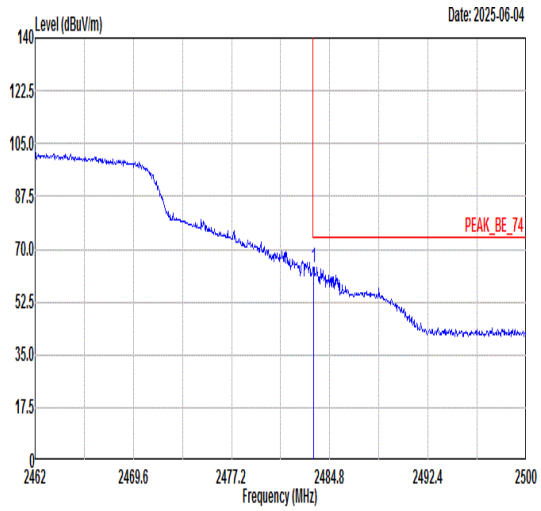 Freq Level Limit Line Margin (dB) Read Level Ant Factor Cable Loss Preamp Factor APos TPos Remark 1 2483.55 64.08 74.00 -9.92 61.93 30.80 5.46 34.11 100 322 PEAK	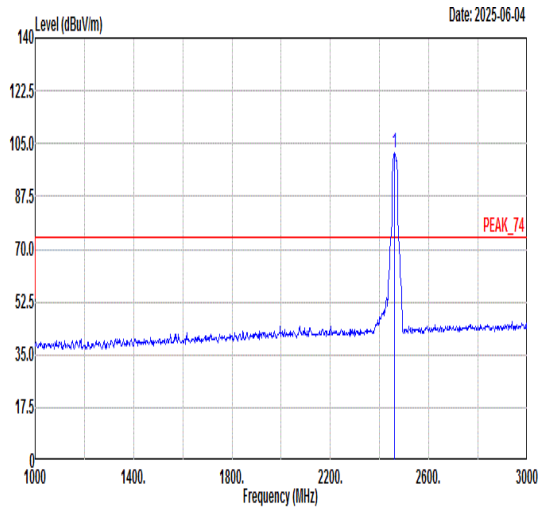 Freq Level Limit Line Margin (dB) Read Level Ant Factor Cable Loss Preamp Factor APos TPos Remark 1 2462.00 101.76 ------ ------ 99.66 30.79 5.43 34.12 100 322 PEAK
Avg	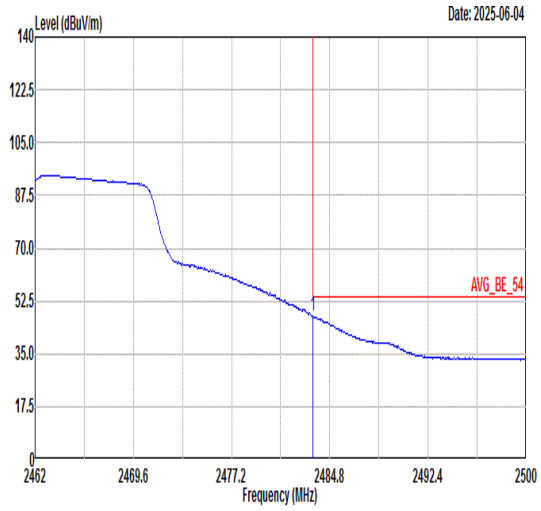 Freq Level Limit Line Margin (dB) Read Level Ant Factor Cable Loss Preamp Factor APos TPos Remark 1 2483.51 47.36 54.00 -6.64 45.21 30.80 5.46 34.11 100 322 AVERAGE	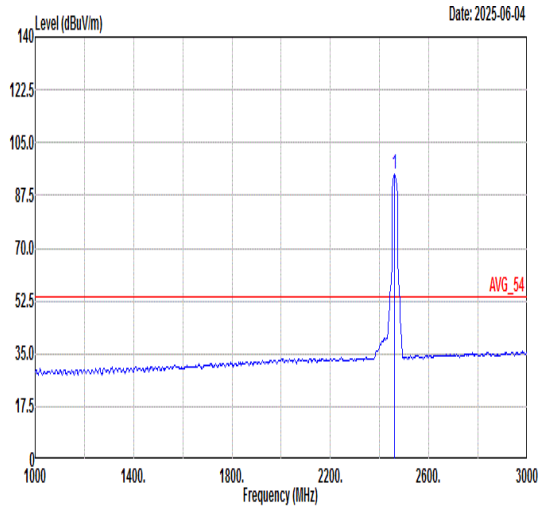 Freq Level Limit Line Margin (dB) Read Level Ant Factor Cable Loss Preamp Factor APos TPos Remark 1 2462.00 94.55 ------ ------ 92.45 30.79 5.43 34.12 100 322 AVERAGE

Mode	20	
	Band Edge	
	2400-2483.5_802.11n HT20_CH11_2462MHz	
ANT	8	
Pol.	Vertical	Fundamental
Peak	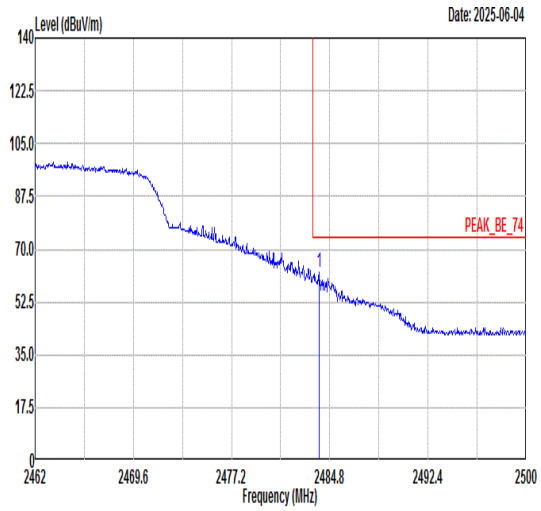 Freq Level Limit Line Margin (dB) Read Level Ant Factor Cable Loss Preamp Factor APos TPos Remark 1 2484.00 62.53 74.00 -11.47 60.38 30.80 5.46 34.11 217 267 PEAK	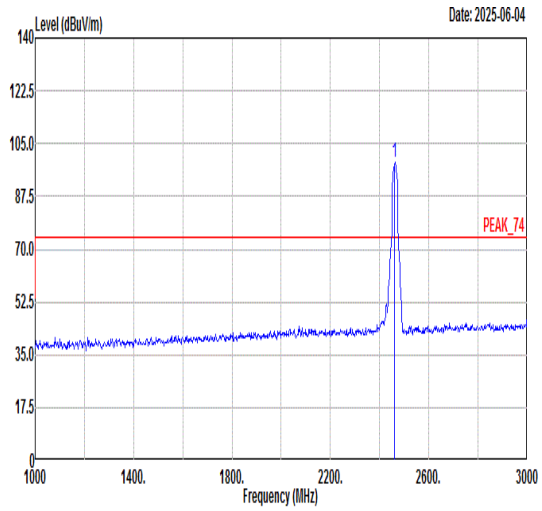 Freq Level Limit Line Margin (dB) Read Level Ant Factor Cable Loss Preamp Factor APos TPos Remark 1 2462.00 98.60 ------ ------ 96.48 30.79 5.44 34.11 217 267 PEAK
Avg	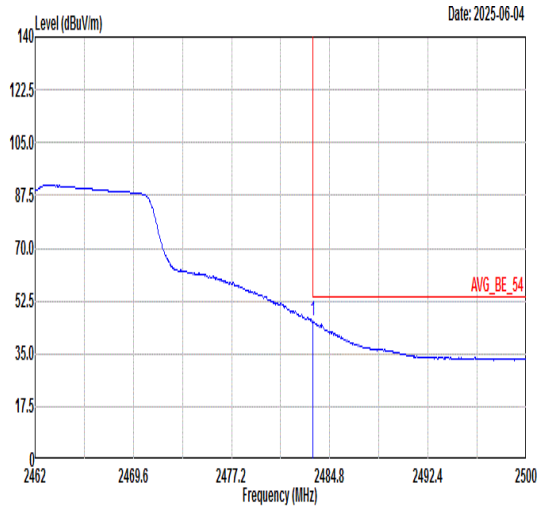 Freq Level Limit Line Margin (dB) Read Level Ant Factor Cable Loss Preamp Factor APos TPos Remark 1 2483.51 46.03 54.00 -7.97 43.88 30.80 5.46 34.11 217 267 AVERAGE	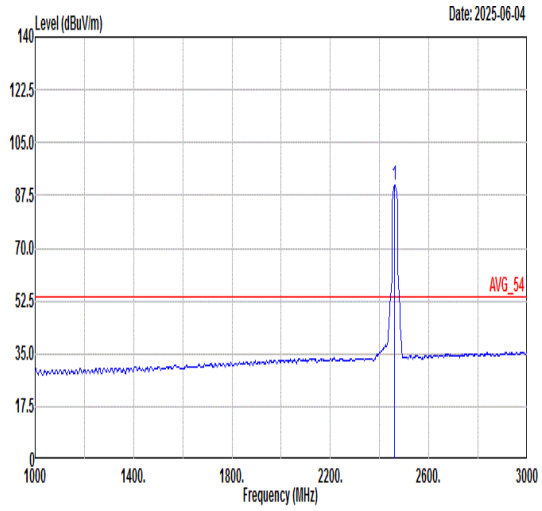 Freq Level Limit Line Margin (dB) Read Level Ant Factor Cable Loss Preamp Factor APos TPos Remark 1 2462.00 90.71 ------ ------ 88.61 30.79 5.43 34.12 217 267 AVERAGE

Mode	20	
	Harmonic	
	2400-2483.5_802.11n HT20_CH11_2462MHz	
ANT	8	
Pol.	Horizontal	Vertical
Peak Avg	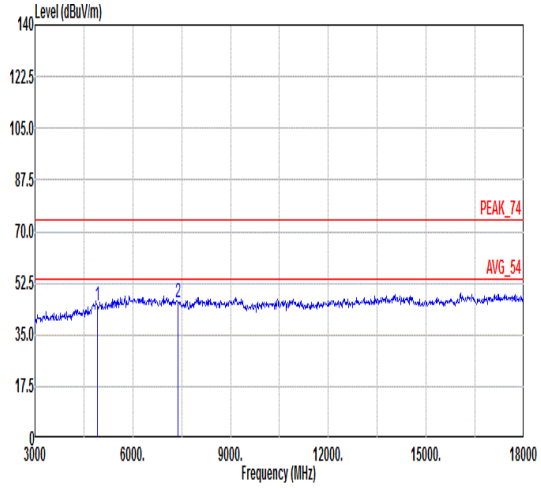 Freq Level Limit Line Margin Read Level Ant Factor Cable Loss Preamp Factor APos TPos Remark MHz dBuV/m dBuV/m dB dBuV dB/m dB dB cm deg 1 4924.00 44.98 74.00 -29.02 64.65 36.58 8.57 64.82 --- --- Peak 2 7386.00 45.85 74.00 -28.15 63.84 36.81 10.18 64.98 --- --- Peak	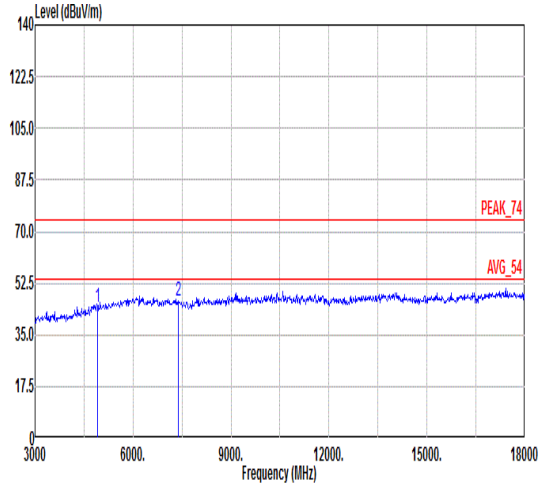 Freq Level Limit Line Margin Read Level Ant Factor Cable Loss Preamp Factor APos TPos Remark MHz dBuV/m dBuV/m dB dBuV dB/m dB dB cm deg 1 4924.00 44.46 74.00 -29.54 64.13 36.58 8.57 64.82 --- --- Peak 2 7386.00 46.60 74.00 -27.40 64.59 36.81 10.18 64.98 --- --- Peak

Mode	21
	Band Edge - L
	2400-2483.5_802.11n HT40_CH03_2422MHz
ANT	8

Pol.	Horizontal	Fundamental
Peak	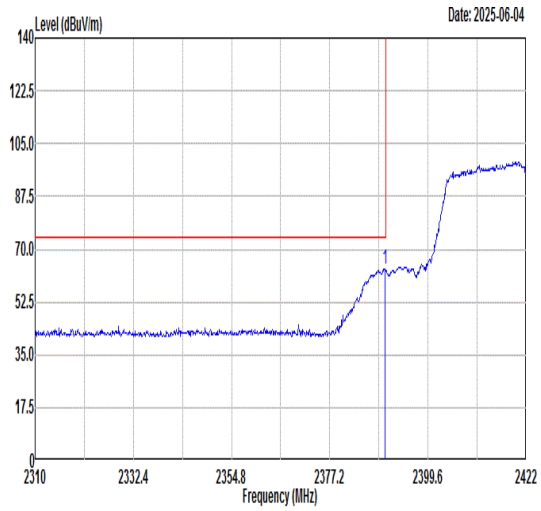 Freq Level Limit Line Margin (dB) Read Level Ant Factor Cable Loss Preamp Factor APos TPos Remark 1 2389.74 63.64 74.00 -10.36 61.64 30.78 5.36 34.14 100 319 PEAK	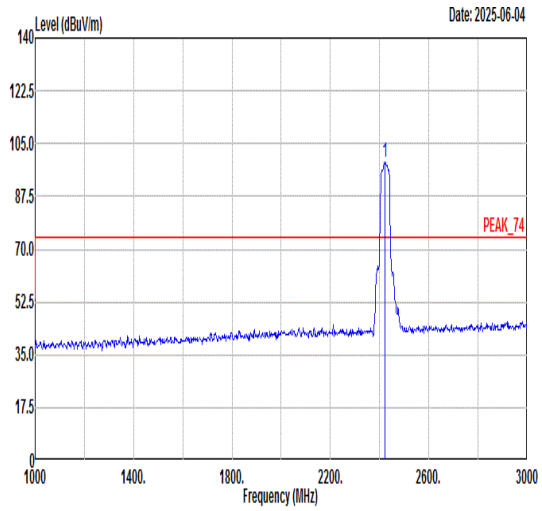 Freq Level Limit Line Margin (dB) Read Level Ant Factor Cable Loss Preamp Factor APos TPos Remark 1 2422.00 98.89 ------ ------ 96.85 30.78 5.39 34.13 100 319 PEAK
Avg	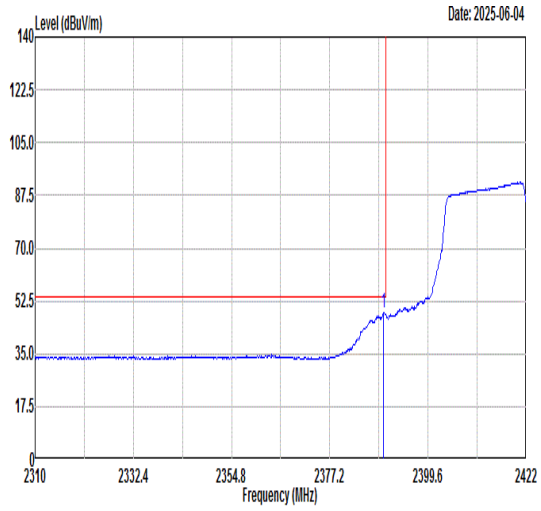 Freq Level Limit Line Margin (dB) Read Level Ant Factor Cable Loss Preamp Factor APos TPos Remark 1 2389.52 48.43 54.00 -5.57 46.43 30.78 5.36 34.14 100 319 AVERAGE	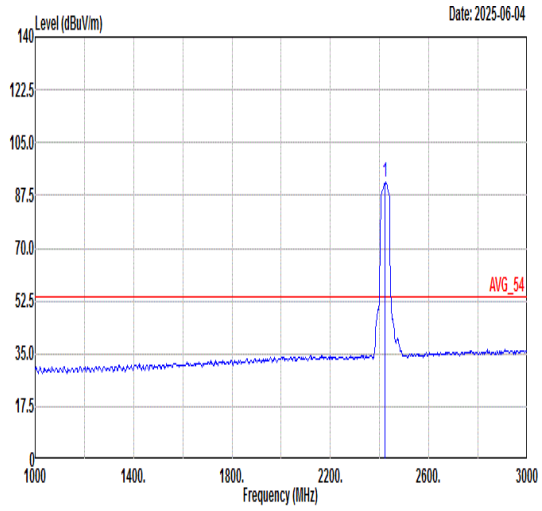 Freq Level Limit Line Margin (dB) Read Level Ant Factor Cable Loss Preamp Factor APos TPos Remark 1 2422.00 91.79 ------ ------ 89.75 30.78 5.39 34.13 100 319 AVERAGE

Mode	21	
	Band Edge - R	
	2400-2483.5_802.11n HT40_CH03_2422MHz	
ANT	8	
Pol.	Horizontal	Fundamental
Peak	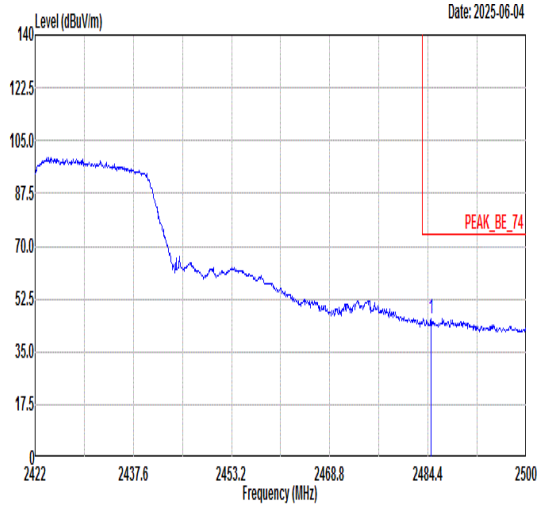 Freq Level Limit Line Margin (dB) Read Level Ant Factor Cable Loss Preamp Factor APos TPos Remark MHz dBuV/m dBuV/m dBuV dB/m dB dB cm deg 1 2484.87 45.96 74.00 -28.04 43.81 30.80 5.46 34.11 100 319 PEAK	Blank
Avg	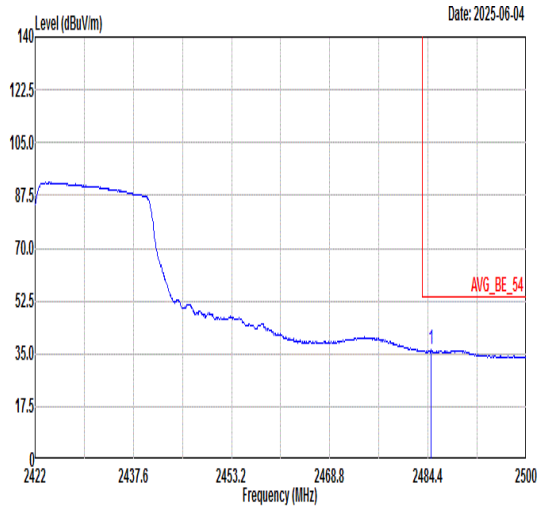 Freq Level Limit Line Margin (dB) Read Level Ant Factor Cable Loss Preamp Factor APos TPos Remark MHz dBuV/m dBuV/m dBuV dB/m dB dB cm deg 1 2484.87 36.41 54.00 -17.59 34.26 30.80 5.46 34.11 100 319 AVERAGE	Blank

Mode	21	
	Band Edge - L	
	2400-2483.5_802.11n HT40_CH03_2422MHz	
ANT	8	
Pol.	Vertical	Fundamental
Peak	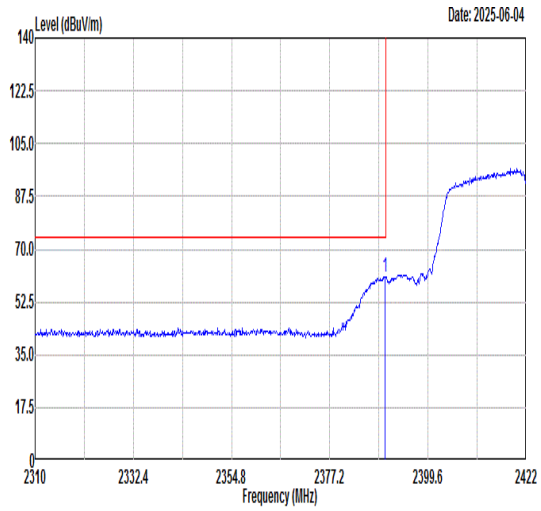 Freq Level Limit Line Margin (dB) Read Level Ant Factor Cable Loss Preamp Factor APos TPos Remark 1 2389.74 60.93 74.00 -13.07 58.93 30.78 5.36 34.14 224 265 PEAK	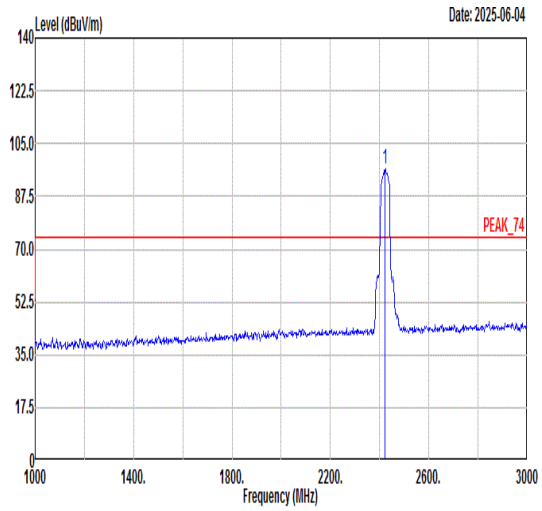 Freq Level Limit Line Margin (dB) Read Level Ant Factor Cable Loss Preamp Factor APos TPos Remark 1 2422.00 96.62 ------ ------ 94.58 30.78 5.39 34.13 224 265 PEAK
Avg	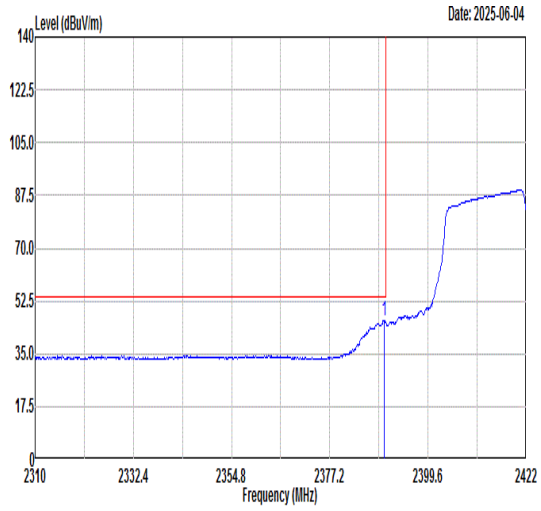 Freq Level Limit Line Margin (dB) Read Level Ant Factor Cable Loss Preamp Factor APos TPos Remark 1 2389.63 45.98 54.00 -8.02 43.98 30.78 5.36 34.14 224 265 AVERAGE	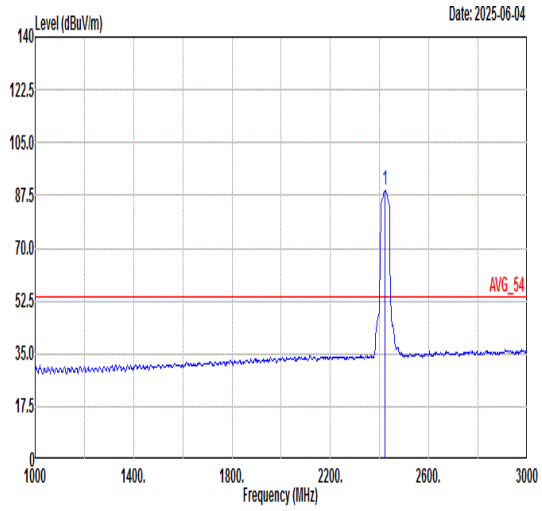 Freq Level Limit Line Margin (dB) Read Level Ant Factor Cable Loss Preamp Factor APos TPos Remark 1 2422.00 89.09 ------ ------ 87.05 30.78 5.39 34.13 224 265 AVERAGE

Mode	21	
	Band Edge - R	
	2400-2483.5_802.11n HT40_CH03_2422MHz	
ANT	8	
Pol.	Vertical	Fundamental
Peak	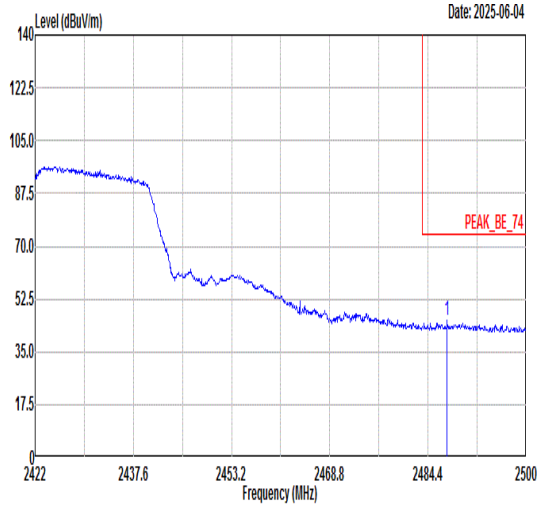 Freq Level Limit Line Margin (dB) Read Level Ant Factor Cable Loss Preamp Factor APos TPos Remark MHz dBuV/m dBuV/m dBuV dB/m dB dB cm deg 1 2487.44 45.20 74.00 -28.80 43.05 30.80 5.46 34.11 224 265 PEAK	Blank
Avg	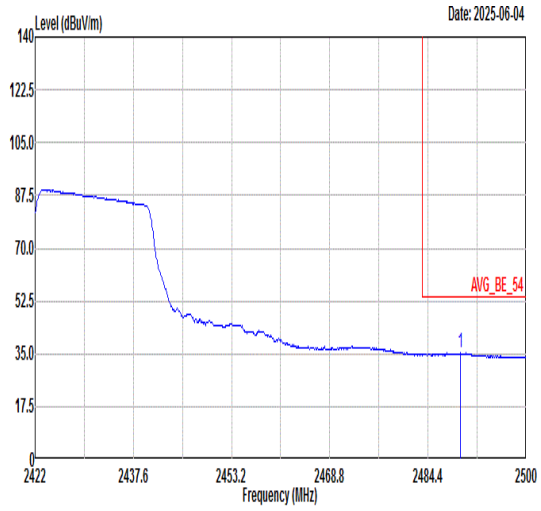 Freq Level Limit Line Margin (dB) Read Level Ant Factor Cable Loss Preamp Factor APos TPos Remark MHz dBuV/m dBuV/m dBuV dB/m dB dB cm deg 1 2489.55 35.26 54.00 -18.74 33.09 30.80 5.47 34.10 224 265 AVERAGE	Blank

Mode	22	
	Band Edge - L	
	2400-2483.5_802.11n HT40_CH06_2437MHz	
ANT	8	
Pol.	Horizontal	Fundamental
Peak	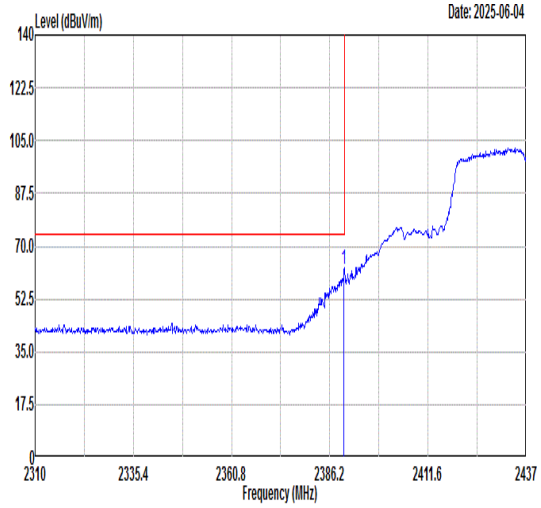 Freq Level Limit Line Margin (dB) Read Level Ant Factor Cable Loss Preamp Factor APos TPos Remark 1 2389.88 62.34 74.00 -11.66 60.34 30.78 5.36 34.14 100 320 PEAK	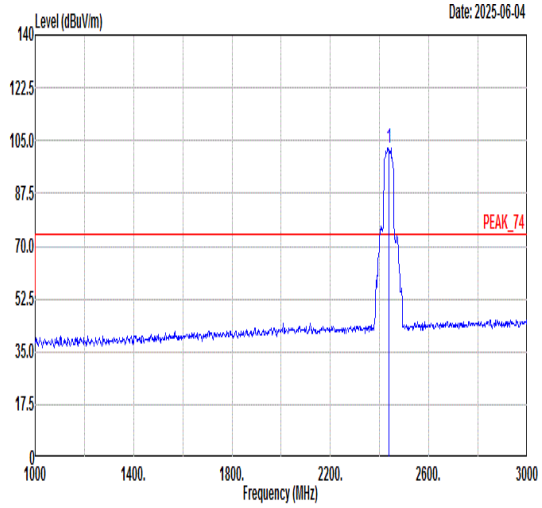 Freq Level Limit Line Margin (dB) Read Level Ant Factor Cable Loss Preamp Factor APos TPos Remark 1 2437.00 102.39 ------ ------ 100.33 30.79 5.40 34.13 100 320 PEAK
Avg	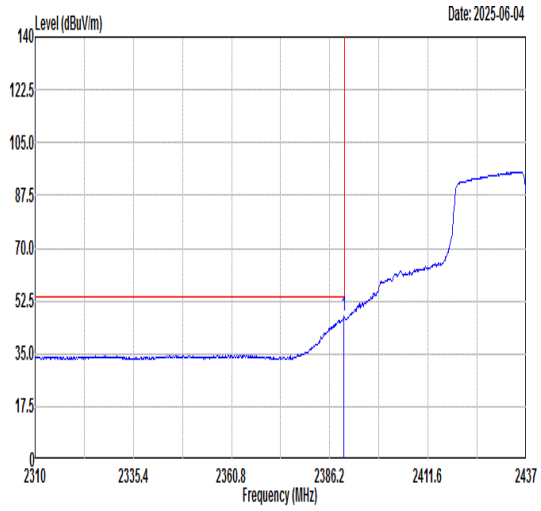 Freq Level Limit Line Margin (dB) Read Level Ant Factor Cable Loss Preamp Factor APos TPos Remark 1 2389.88 47.61 54.00 -6.39 45.61 30.78 5.36 34.14 100 320 AVERAGE	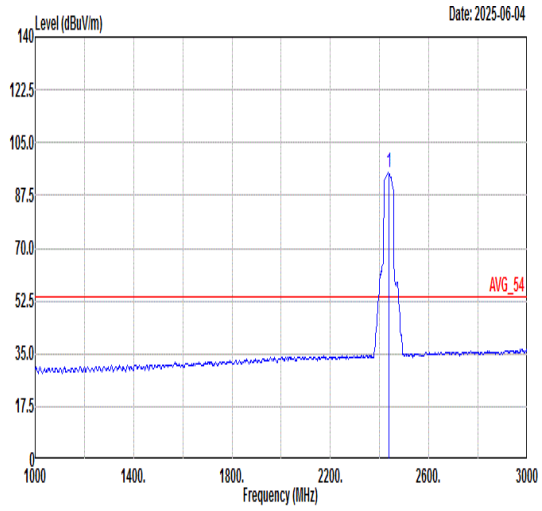 Freq Level Limit Line Margin (dB) Read Level Ant Factor Cable Loss Preamp Factor APos TPos Remark 1 2437.00 95.03 ------ ------ 92.97 30.79 5.40 34.13 100 320 AVERAGE

Mode	22	
	Band Edge - R	
	2400-2483.5_802.11n HT40_CH06_2437MHz	
ANT	8	
Pol.	Horizontal	Fundamental
Peak	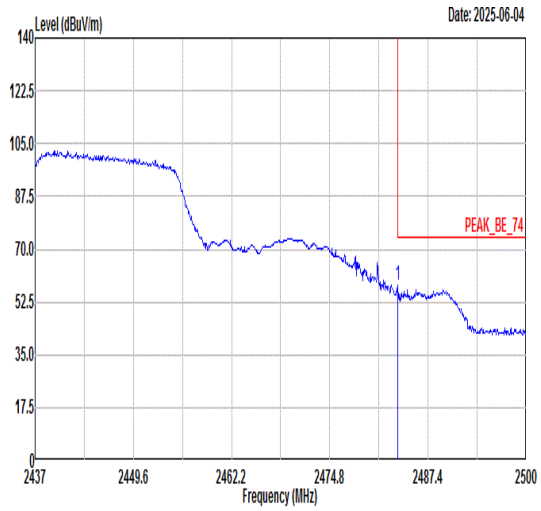 Freq Level Limit Line Margin (dB) Read Level Ant Factor Cable Loss Preamp Factor APos TPos Remark MHz dBuV/m dBuV/m dBuV dB/m dB dB cm deg 1 2483.56 57.92 74.00 -16.08 55.77 30.80 5.46 34.11 100 320 PEAK	Blank
Avg	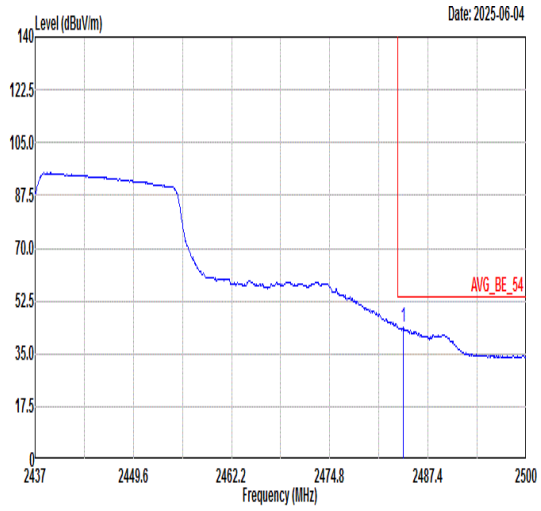 Freq Level Limit Line Margin (dB) Read Level Ant Factor Cable Loss Preamp Factor APos TPos Remark MHz dBuV/m dBuV/m dBuV dB/m dB dB cm deg 1 2484.25 43.82 54.00 -10.18 41.67 30.80 5.46 34.11 100 320 AVERAGE	Blank

Mode	22	
	Band Edge - L	
	2400-2483.5_802.11n HT40_CH06_2437MHz	
ANT	8	
Pol.	Vertical	Fundamental
Peak	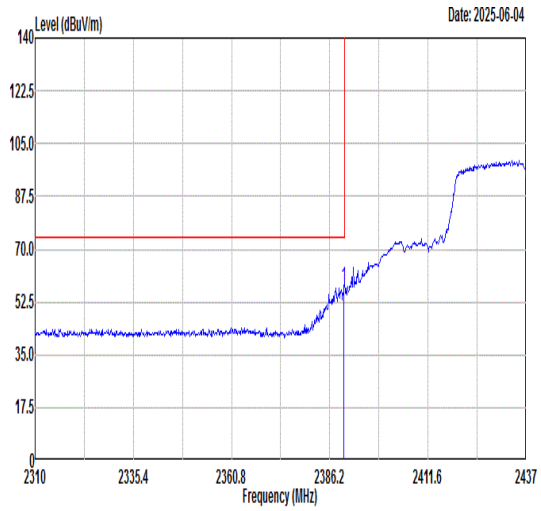 Freq Level Limit Line Margin (dB) Read Level Ant Factor Cable Loss Preamp Factor APos TPos Remark 1 2389.88 57.54 74.00 -16.46 55.54 30.78 5.36 34.14 200 269 PEAK	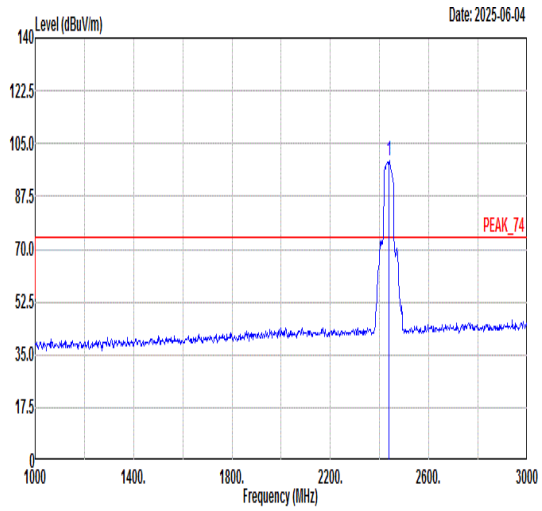 Freq Level Limit Line Margin (dB) Read Level Ant Factor Cable Loss Preamp Factor APos TPos Remark 1 2437.00 99.20 ------ ------ 97.12 30.79 5.41 34.12 200 269 PEAK
Avg	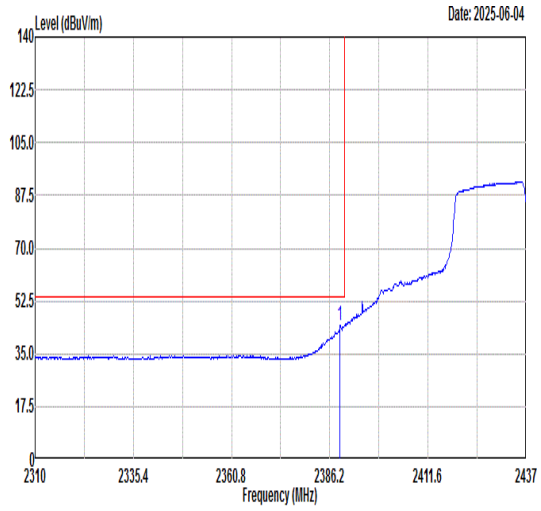 Freq Level Limit Line Margin (dB) Read Level Ant Factor Cable Loss Preamp Factor APos TPos Remark 1 2388.87 44.34 54.00 -9.66 42.34 30.78 5.36 34.14 200 269 AVERAGE	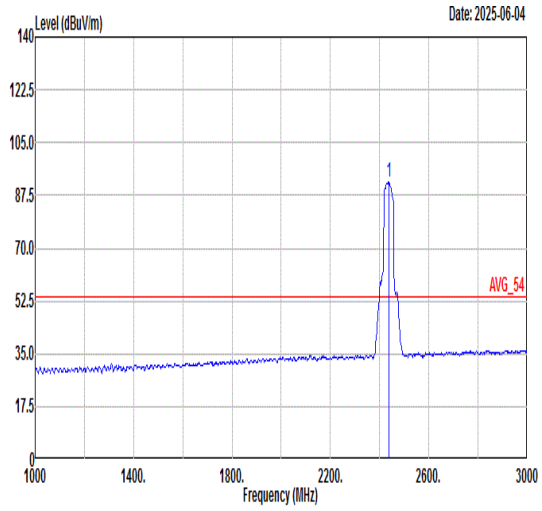 Freq Level Limit Line Margin (dB) Read Level Ant Factor Cable Loss Preamp Factor APos TPos Remark 1 2437.00 92.13 ------ ------ 90.05 30.79 5.41 34.12 200 269 AVERAGE

Mode	22	
	Band Edge - R	
	2400-2483.5_802.11n HT40_CH06_2437MHz	
ANT	8	
Pol.	Vertical	Fundamental
Peak	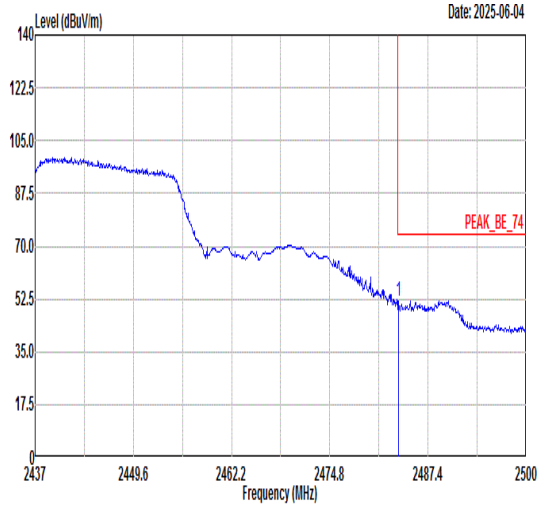 Freq Level Limit Line Margin (dB) Read Level Ant Factor Cable Loss Preamp Factor APos TPos Remark MHz dBuV/m dBuV/m dBuV dB/m dB dB cm deg 1 2483.62 52.03 74.00 -21.97 49.88 30.80 5.46 34.11 200 269 PEAK	Blank
Avg	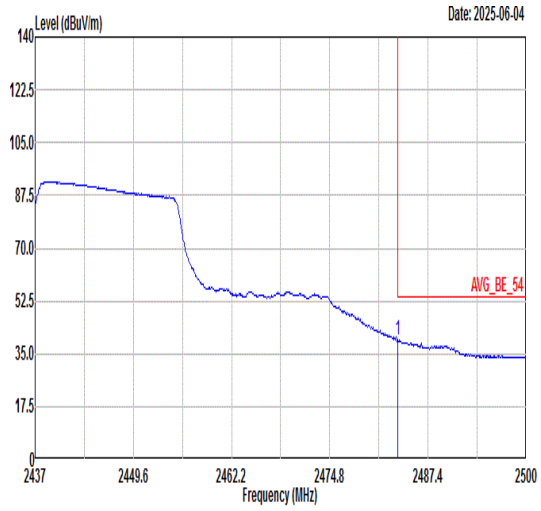 Freq Level Limit Line Margin (dB) Read Level Ant Factor Cable Loss Preamp Factor APos TPos Remark MHz dBuV/m dBuV/m dBuV dB/m dB dB cm deg 1 2483.56 39.77 54.00 -14.23 37.62 30.80 5.46 34.11 200 269 AVERAGE	Blank

Mode	23	
	Band Edge - L	
	2400-2483.5_802.11n HT40_CH09_2452MHz	
ANT	8	
Pol.	Horizontal	Fundamental
Peak	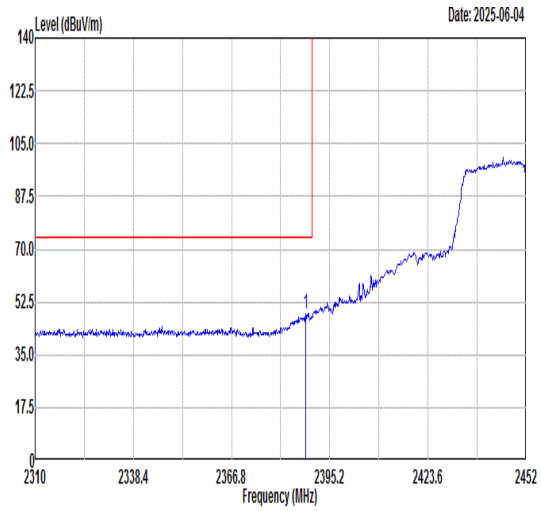 Freq Level Limit Line Margin (dB) Read Level Ant Factor Cable Loss Preamp Factor APos TPos Remark MHz dBuV/m dBuV/m dBuV dB/m dB dB cm deg 1 2388.24 48.50 74.00 -25.50 46.50 30.78 5.36 34.14 100 321 PEAK	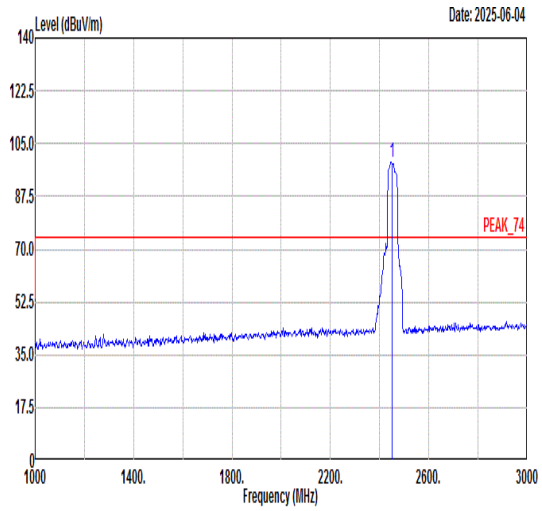 Freq Level Limit Line Margin (dB) Read Level Ant Factor Cable Loss Preamp Factor APos TPos Remark MHz dBuV/m dBuV/m dBuV dB/m dB dB cm deg 1 2452.00 98.77 ------ ------ 96.68 30.79 5.42 34.12 100 321 PEAK
Avg	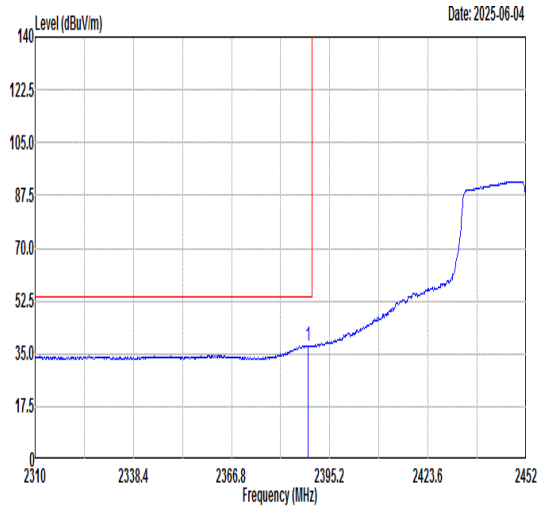 Freq Level Limit Line Margin (dB) Read Level Ant Factor Cable Loss Preamp Factor APos TPos Remark MHz dBuV/m dBuV/m dBuV dB/m dB dB cm deg 1 2388.81 37.77 54.00 -16.23 35.77 30.78 5.36 34.14 100 321 AVERAGE	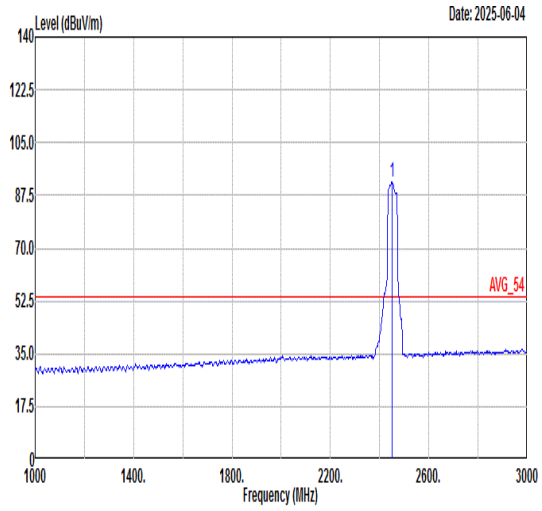 Freq Level Limit Line Margin (dB) Read Level Ant Factor Cable Loss Preamp Factor APos TPos Remark MHz dBuV/m dBuV/m dBuV dB/m dB dB cm deg 1 2452.00 91.80 ------ ------ 89.71 30.79 5.42 34.12 100 321 AVERAGE

Mode	23	
	Band Edge - R	
	2400-2483.5_802.11n HT40_CH09_2452MHz	
ANT	8	
Pol.	Horizontal	Fundamental
Peak	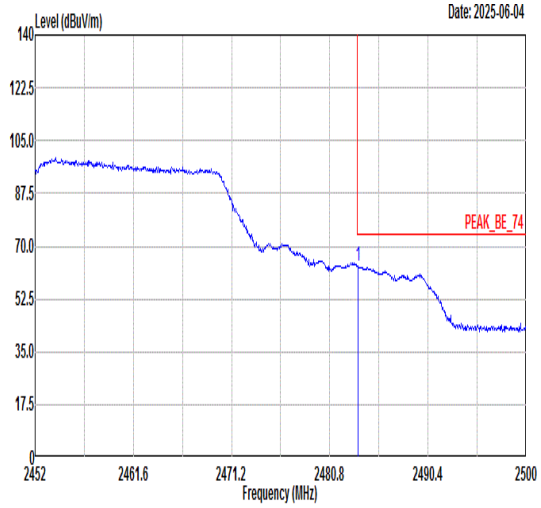 Freq Level Limit Line Margin (dB) Read Level Ant Factor Cable Loss Preamp Factor APos TPos Remark MHz dBuV/m dBuV/m dBuV dB/m dB dB cm deg 1 2483.54 63.63 74.00 -10.37 61.48 30.80 5.46 34.11 100 321 PEAK	Blank
Avg	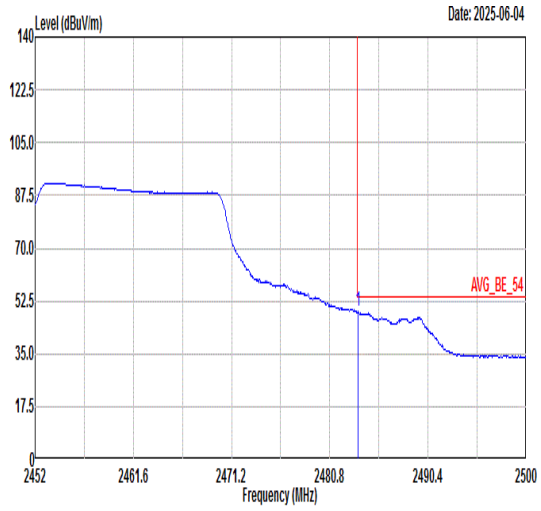 Freq Level Limit Line Margin (dB) Read Level Ant Factor Cable Loss Preamp Factor APos TPos Remark MHz dBuV/m dBuV/m dBuV dB/m dB dB cm deg 1 2483.54 48.91 54.00 -5.09 46.76 30.80 5.46 34.11 100 321 AVERAGE	Blank

Mode	23	
	Band Edge - L	
	2400-2483.5_802.11n HT40_CH09_2452MHz	
ANT	8	
Pol.	Vertical	Fundamental
Peak	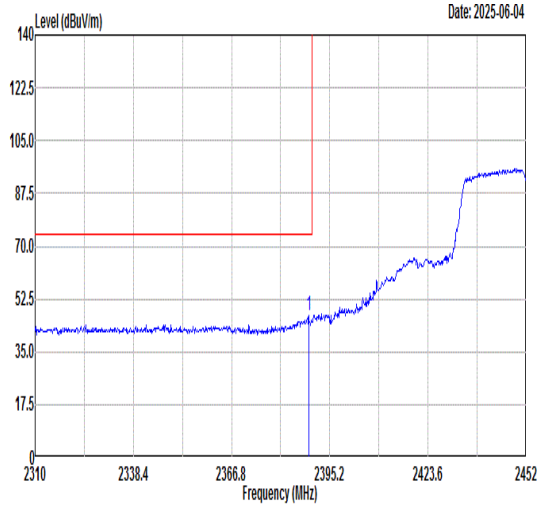 Freq Level Limit Line Margin (dB) Read Level Ant Factor Cable Loss Preamp Factor APos TPos Remark 1 2389.09 46.92 74.00 -27.08 44.92 30.78 5.36 34.14 191 279 PEAK	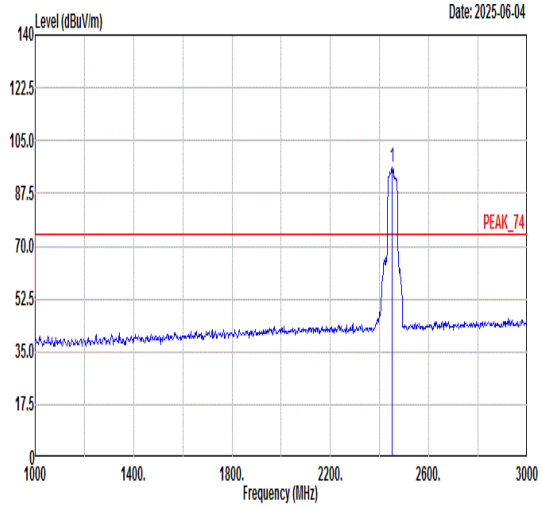 Freq Level Limit Line Margin (dB) Read Level Ant Factor Cable Loss Preamp Factor APos TPos Remark 1 2452.00 96.40 ------ ------ 94.31 30.79 5.42 34.12 191 279 PEAK
Avg	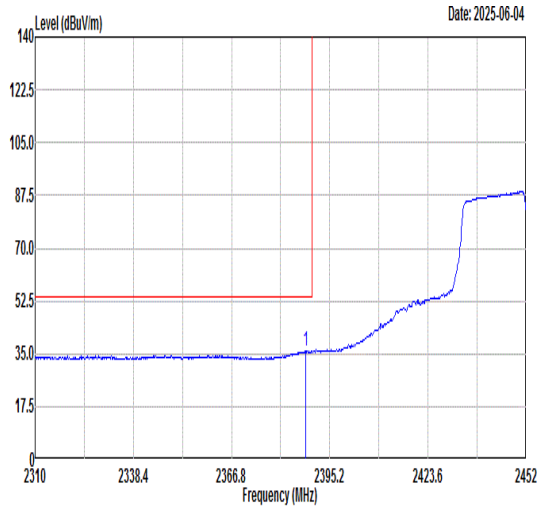 Freq Level Limit Line Margin (dB) Read Level Ant Factor Cable Loss Preamp Factor APos TPos Remark 1 2388.24 35.89 54.00 -18.11 33.89 30.78 5.36 34.14 191 279 AVERAGE	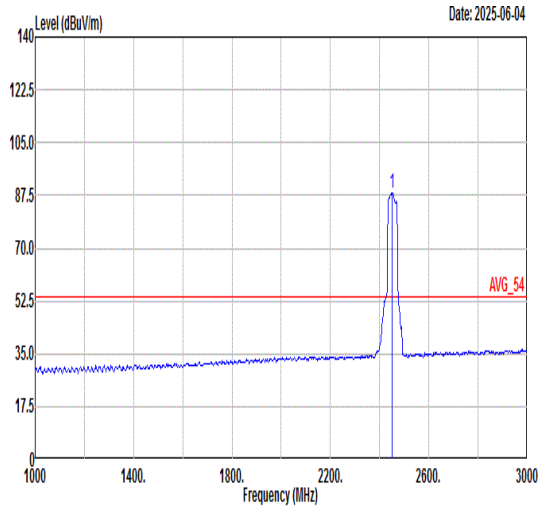 Freq Level Limit Line Margin (dB) Read Level Ant Factor Cable Loss Preamp Factor APos TPos Remark 1 2452.00 88.48 ------ ------ 86.39 30.79 5.42 34.12 191 279 AVERAGE

Mode	23	
	Band Edge - R	
	2400-2483.5_802.11n HT40_CH09_2452MHz	
ANT	8	
Pol.	Vertical	Fundamental
Peak	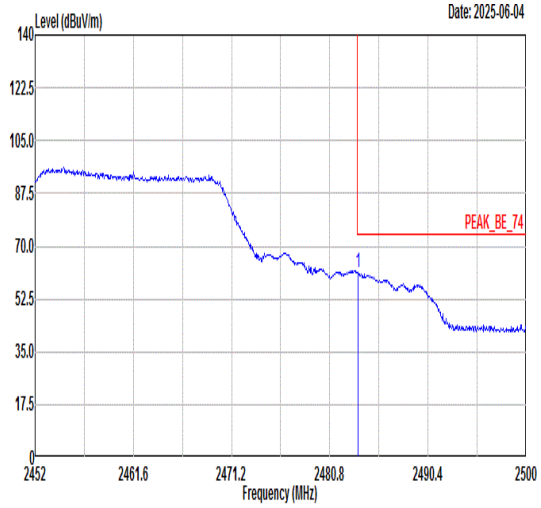 Freq Level Limit Line Margin (dB) Read Level Ant Factor Cable Loss Preamp Factor APos TPos Remark MHz dBuV/m dBuV/m dBuV dB/m dB dB cm deg 1 2483.54 61.32 74.00 -12.68 59.17 30.80 5.46 34.11 191 279 PEAK	Blank
Avg	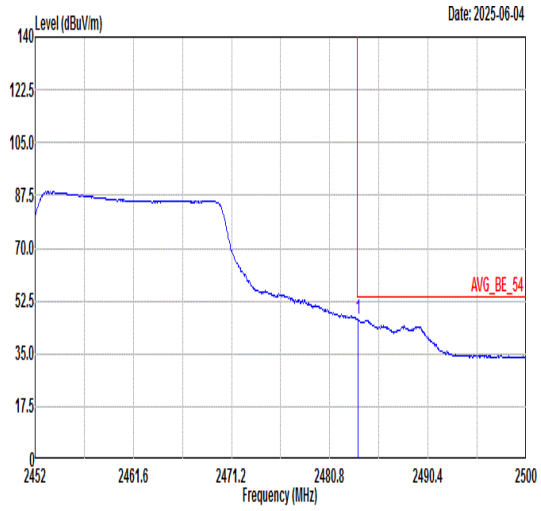 Freq Level Limit Line Margin (dB) Read Level Ant Factor Cable Loss Preamp Factor APos TPos Remark MHz dBuV/m dBuV/m dBuV dB/m dB dB cm deg 1 2483.58 46.33 54.00 -7.67 44.18 30.80 5.46 34.11 191 279 AVERAGE	Blank

Mode	23	
	Harmonic	
	2400-2483.5_802.11n HT40_CH09_2452MHz	
ANT	8	
Pol.	Horizontal	Vertical
Peak Avg	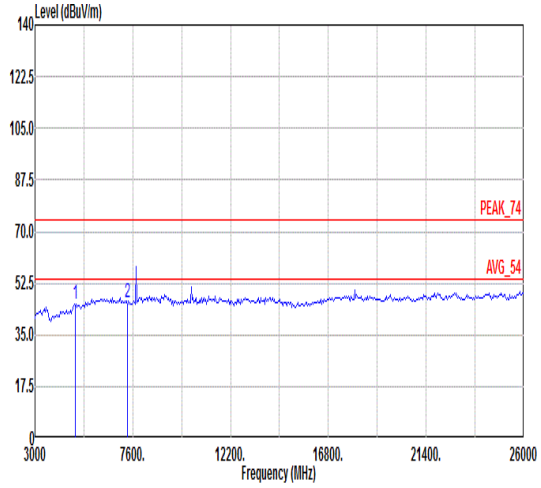 Freq Level Limit Line Margin Read Level Ant Factor Cable Loss Preamp Factor APos TPos Remark MHz dBuV/m dBuV/m dB dBuV dB/m dB dB cm deg 1 4904.00 45.31 74.00 -28.69 64.95 36.55 8.63 64.82 --- --- Peak 2 7356.00 45.81 74.00 -28.19 63.78 36.84 10.18 64.99 --- --- Peak	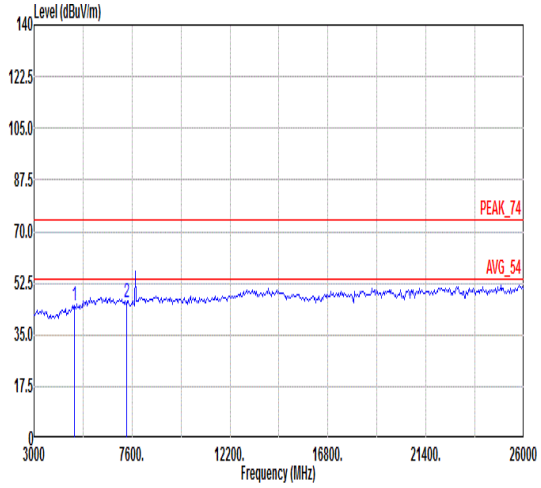 Freq Level Limit Line Margin Read Level Ant Factor Cable Loss Preamp Factor APos TPos Remark MHz dBuV/m dBuV/m dB dBuV dB/m dB dB cm deg 1 4904.00 44.96 74.00 -29.04 64.60 36.55 8.63 64.82 --- --- Peak 2 7356.00 45.80 74.00 -28.20 63.77 36.84 10.18 64.99 --- --- Peak

Mode	24	
	LF	
	2400-2483.5_802.11n HT40_CH09_2452MHz	
ANT	8	
Pol.	Horizontal	Vertical
Peak	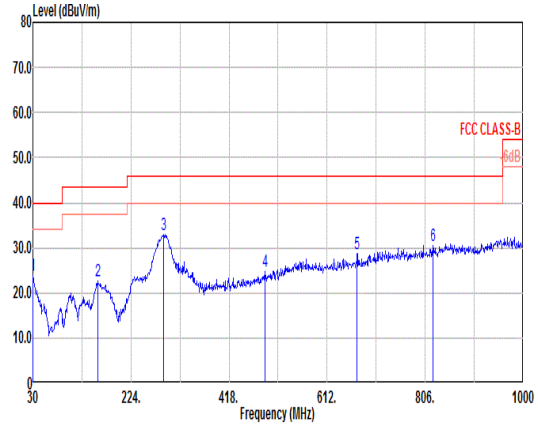 Freq Level Limit Line Margin Read Level Ant Factor Cable Loss Preamp Factor APos TPos Remark MHz dBuV/m dBuV/m dB dBuV dB/m dB dB cm deg 1 30.00 23.72 40.00 -16.28 29.40 25.29 0.53 31.50 --- --- Peak 2 158.04 22.64 43.50 -20.86 36.32 16.62 1.28 31.58 --- --- Peak 3 288.02 33.02 46.00 -12.98 43.69 19.15 1.76 31.58 --- --- Peak 4 489.78 24.63 46.00 -21.37 29.54 24.09 2.30 31.30 --- --- Peak 5 671.17 28.77 46.00 -17.23 30.65 26.58 2.70 31.16 --- --- Peak 6 821.52 30.58 46.00 -15.42 30.05 28.62 2.99 31.08 --- --- Peak	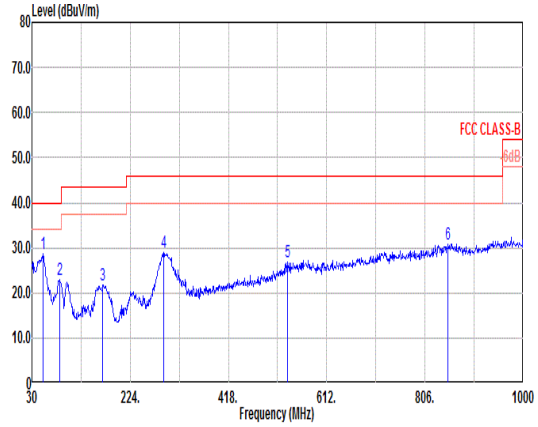 Freq Level Limit Line Margin Read Level Ant Factor Cable Loss Preamp Factor APos TPos Remark MHz dBuV/m dBuV/m dB dBuV dB/m dB dB cm deg 1 52.31 28.67 40.00 -11.33 46.12 13.53 0.72 31.70 --- --- Peak 2 85.29 22.92 40.00 -17.08 39.46 14.24 0.92 31.70 --- --- Peak 3 169.68 21.75 43.50 -21.75 36.17 15.81 1.33 31.56 --- --- Peak 4 289.96 28.84 46.00 -17.16 39.42 19.23 1.77 31.58 --- --- Peak 5 534.40 26.98 46.00 -19.02 31.42 24.44 2.42 31.30 --- --- Peak 6 851.59 30.88 46.00 -15.12 29.90 28.98 3.05 31.05 --- --- Peak

Mode	25	
	Band Edge - L	
	2400-2483.5_802.11n HT40_CH09_2452MHz	
ANT	8	
Pol.	Horizontal	Fundamental
Peak	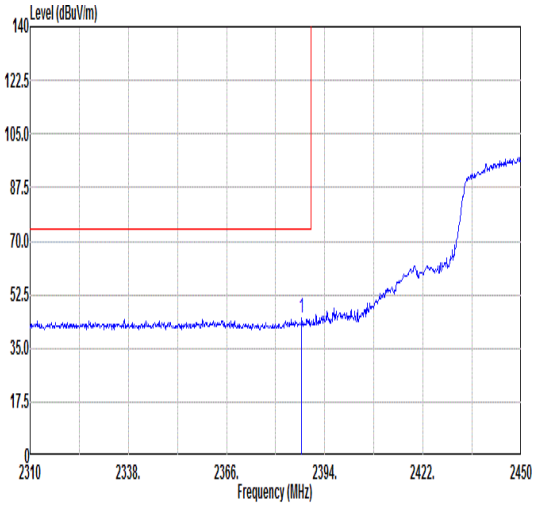 Freq Level Limit Line Margin Read Level Ant Factor Cable Loss Preamp Factor APos TPos Remark MHz dBuV/m dBuV/m dB dBuV dB/m dB dB cm deg 1 2387.42 44.77 74.00 -29.23 42.78 30.78 5.36 34.15 391 18 Peak	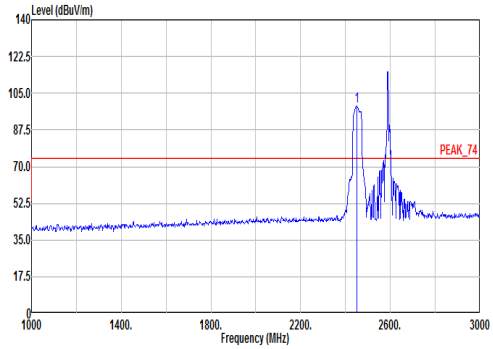 Freq Level Limit Line Margin Read Level Ant Factor Cable Loss Preamp Factor APos TPos Remark MHz dBuV/m dBuV/m dB dBuV dB/m dB dB cm deg 1 2452.00 98.72 ------ ------ 96.63 30.79 5.42 34.12 391 18 Peak
Avg	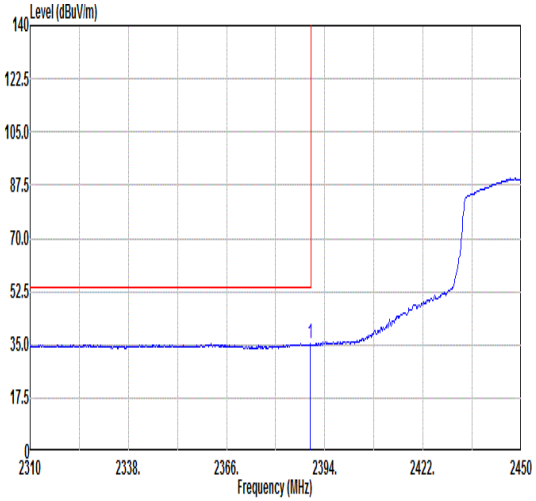 Freq Level Limit Line Margin Read Level Ant Factor Cable Loss Preamp Factor APos TPos Remark MHz dBuV/m dBuV/m dB dBuV dB/m dB dB cm deg 1 2389.94 35.28 54.00 -18.72 33.28 30.78 5.36 34.14 391 18 Average	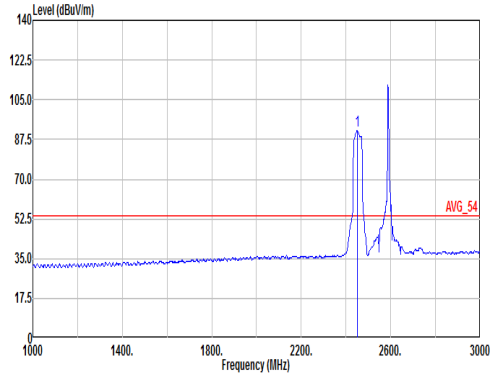 Freq Level Limit Line Margin Read Level Ant Factor Cable Loss Preamp Factor APos TPos Remark MHz dBuV/m dBuV/m dB dBuV dB/m dB dB cm deg 1 2452.00 91.27 ------ ------ 89.18 30.79 5.42 34.12 391 18 Peak

Mode	25	
	Band Edge - R	
	2400-2483.5_802.11n HT40_CH09_2452MHz	
ANT	8	
Pol.	Horizontal	Fundamental
Peak	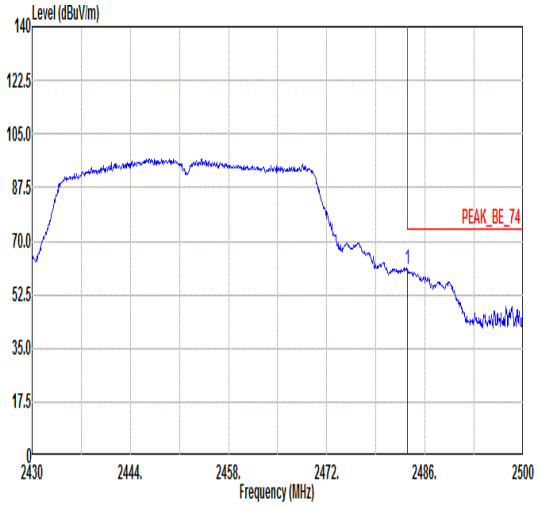 Freq Level Limit Line Margin Read Level Ant Factor Cable Loss Preamp Factor APos TPos Remark MHz dBuV/m dBuV/m dB dBuV dB/m dB dB cm deg 1 2483.50 60.58 74.00 -13.42 58.43 30.80 5.46 34.11 391 18 Peak	Blank
Avg	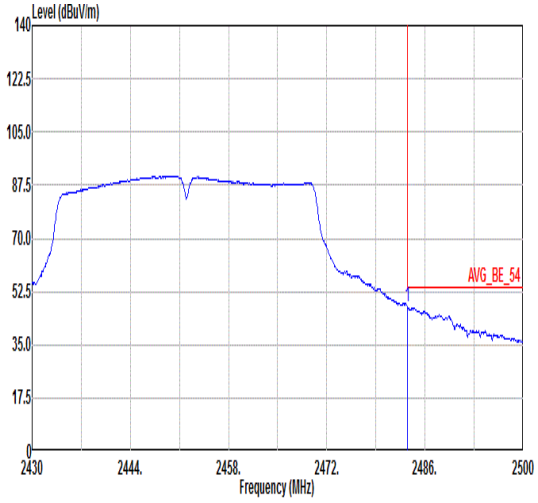 Freq Level Limit Line Margin Read Level Ant Factor Cable Loss Preamp Factor APos TPos Remark MHz dBuV/m dBuV/m dB dBuV dB/m dB dB cm deg 1 2483.50 47.40 54.00 -6.60 45.25 30.80 5.46 34.11 391 18 Average	Blank

Mode	25	
	Band Edge - L	
	2400-2483.5_802.11n HT40_CH09_2452MHz	
ANT	8	
Pol.	Vertical	Fundamental
Peak	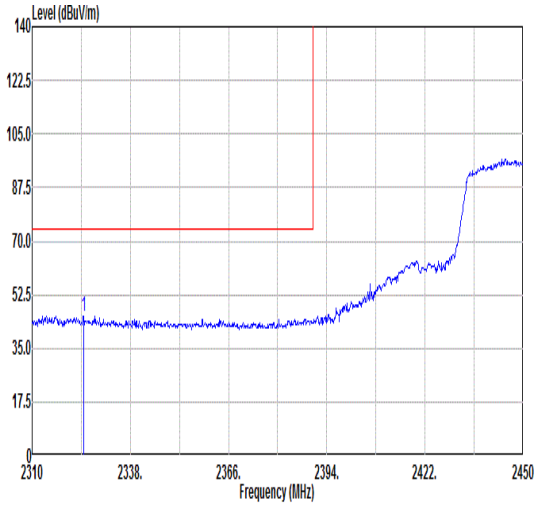 Freq Level Limit Line Margin Read Level Ant Factor Cable Loss Preamp Factor APos TPos Remark MHz dBuV/m dBuV/m dB dBuV dB/m dB dB cm deg 1 2324.70 45.67 74.00 -28.33 43.78 30.76 5.30 34.17 266 249 Peak	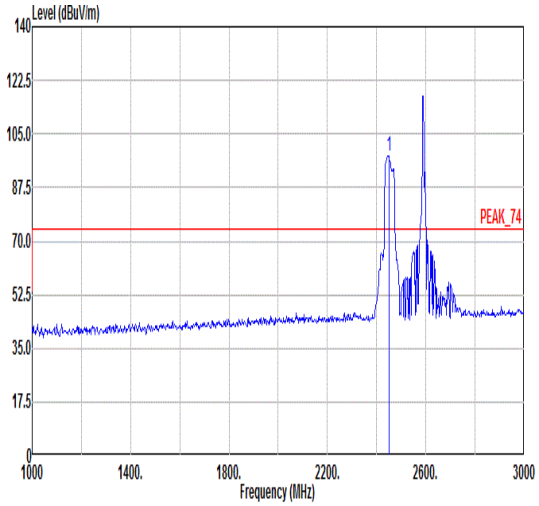 Freq Level Limit Line Margin Read Level Ant Factor Cable Loss Preamp Factor APos TPos Remark MHz dBuV/m dBuV/m dB dBuV dB/m dB dB cm deg 1 2452.00 97.99 ------ ------ 95.90 30.79 5.42 34.12 266 249 Peak
Avg	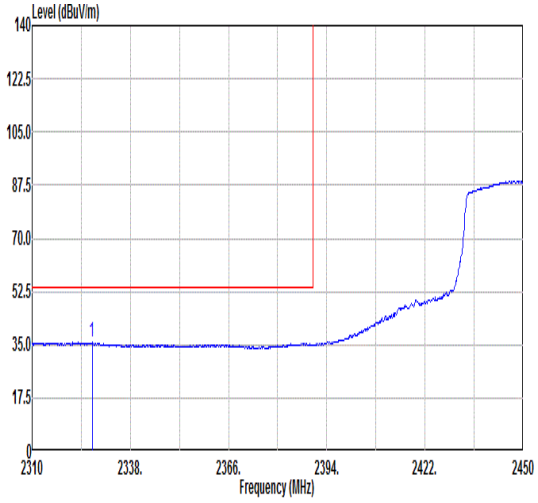 Freq Level Limit Line Margin Read Level Ant Factor Cable Loss Preamp Factor APos TPos Remark MHz dBuV/m dBuV/m dB dBuV dB/m dB dB cm deg 1 2327.08 35.84 54.00 -18.16 33.93 30.77 5.31 34.17 266 249 Average	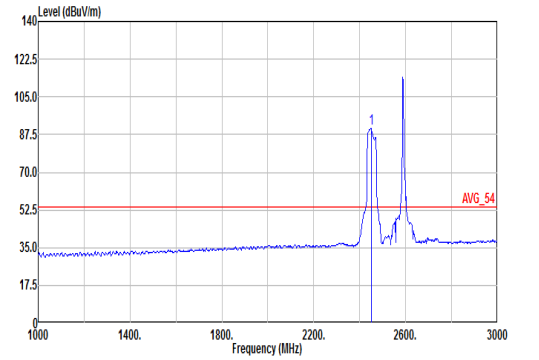 Freq Level Limit Line Margin Read Level Ant Factor Cable Loss Preamp Factor APos TPos Remark MHz dBuV/m dBuV/m dB dBuV dB/m dB dB cm deg 1 2452.00 90.38 ------ ------ 88.29 30.79 5.42 34.12 266 249 Peak

Mode	25	
	Band Edge - R	
	2400-2483.5_802.11n HT40_CH09_2452MHz	
ANT	8	
Pol.	Vertical	Fundamental
Peak	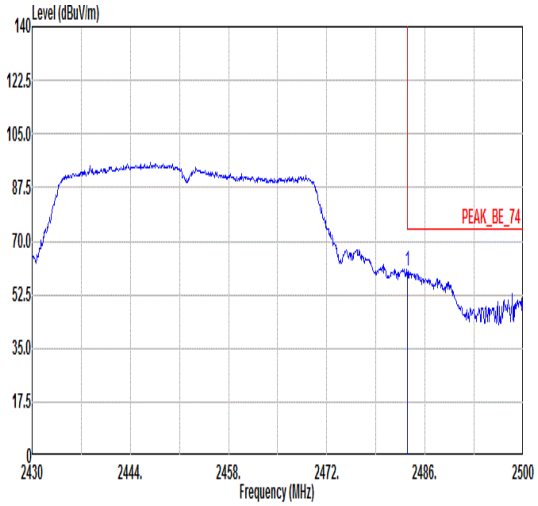 Freq Level Limit Line Margin Read Level Ant Factor Cable Loss Preamp Factor APos TPos Remark MHz dBuV/m dBuV/m dB dBuV dB/m dB dB cm deg 1 2483.50 60.02 74.00 -13.98 57.87 30.80 5.46 34.11 266 249 Peak	Blank
Avg	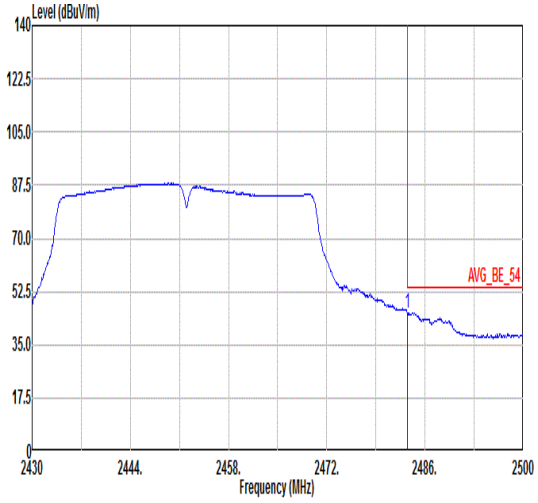 Freq Level Limit Line Margin Read Level Ant Factor Cable Loss Preamp Factor APos TPos Remark MHz dBuV/m dBuV/m dB dBuV dB/m dB dB cm deg 1 2483.50 45.70 54.00 -8.30 43.55 30.80 5.46 34.11 266 249 Average	Blank

Mode	25	
	Harmonic	
	2400-2483.5_802.11n HT40_CH09_2452MHz	
ANT	8	
Pol.	Horizontal	Vertical
Peak Avg	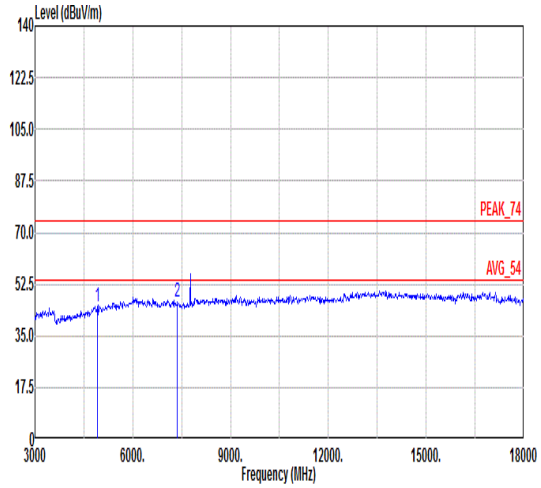 Freq Level Limit Line Margin Read Level Ant Factor Cable Loss Preamp Factor APos TPos Remark MHz dBuV/m dBuV/m dB dBuV dB/m dB dB cm deg 1 4904.00 44.74 74.00 -29.26 64.38 36.55 8.63 64.82 --- --- Peak 2 7356.00 46.43 74.00 -27.57 64.40 36.84 10.18 64.99 --- --- Peak	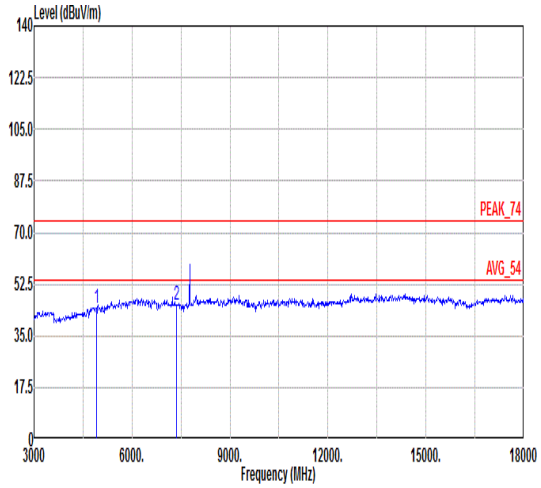 Freq Level Limit Line Margin Read Level Ant Factor Cable Loss Preamp Factor APos TPos Remark MHz dBuV/m dBuV/m dB dBuV dB/m dB dB cm deg 1 4904.00 44.58 74.00 -29.42 64.22 36.55 8.63 64.82 --- --- Peak 2 7356.00 45.50 74.00 -28.50 63.47 36.84 10.18 64.99 --- --- Peak

Note: For co-location mode, the frequency points over limit line are LTE Band 41 RF signals, which can be ignored.

Mode	26	
	Band Edge	
	2400-2483.5_802.11g_CH02_2417MHz	
ANT	8	
Pol.	Horizontal	Fundamental
Peak	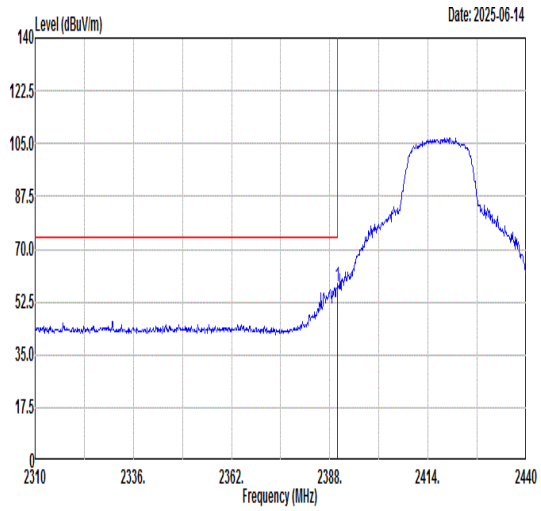 Freq Level Limit Line Margin (dB) Read Level Ant Factor Cable Loss Preamp Factor APos TPos Remark 1 2389.95 57.54 74.00 -16.46 55.54 30.78 5.36 34.14 100 333 PEAK	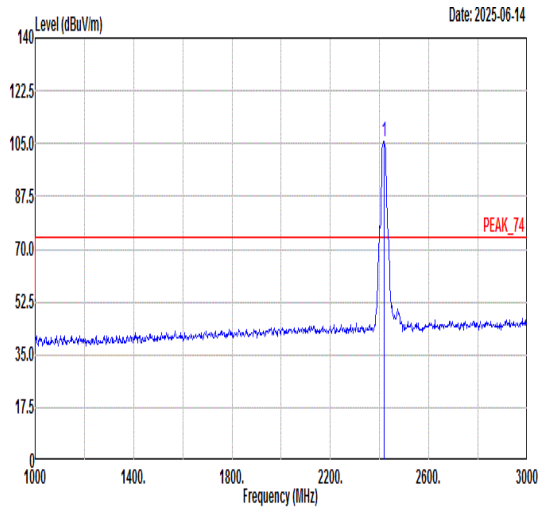 Freq Level Limit Line Margin (dB) Read Level Ant Factor Cable Loss Preamp Factor APos TPos Remark 1 2417.00 105.76 ------ ------ 103.72 30.78 5.39 34.13 100 333 PEAK
Avg	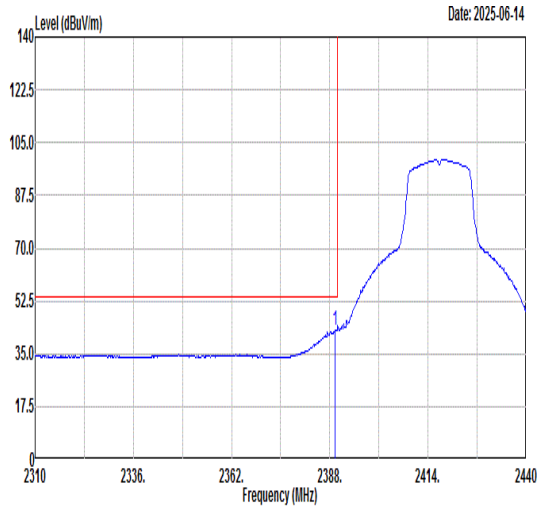 Freq Level Limit Line Margin (dB) Read Level Ant Factor Cable Loss Preamp Factor APos TPos Remark 1 2389.43 42.77 54.00 -11.23 40.77 30.78 5.36 34.14 100 333 AVERAGE	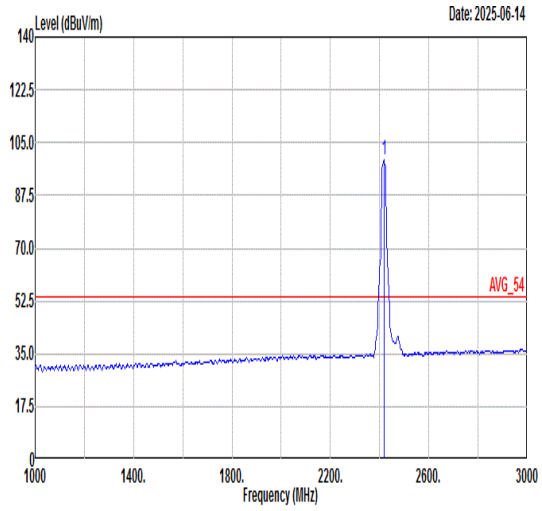 Freq Level Limit Line Margin (dB) Read Level Ant Factor Cable Loss Preamp Factor APos TPos Remark 1 2417.00 99.16 ------ ------ 97.12 30.78 5.39 34.13 100 333 AVERAGE

Mode	26	
	Band Edge	
	2400-2483.5_802.11g_CH02_2417MHz	
ANT	8	
Pol.	Vertical	Fundamental
Peak	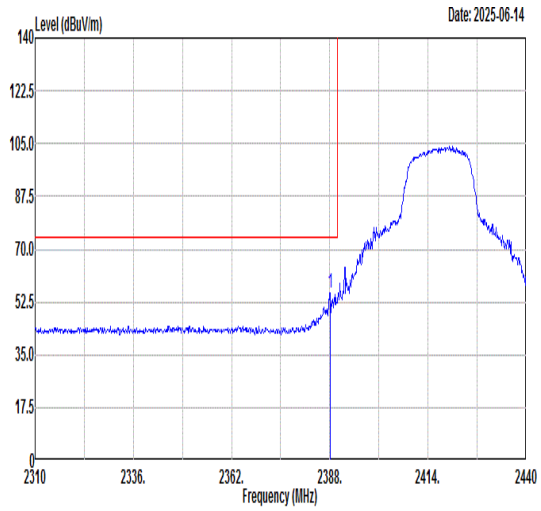 Freq Level Limit Line Margin (dB) Read Level Ant Factor Cable Loss Preamp Factor APos TPos Remark 1 2388.13 55.34 74.00 -18.66 53.34 30.78 5.36 34.14 228 270 PEAK	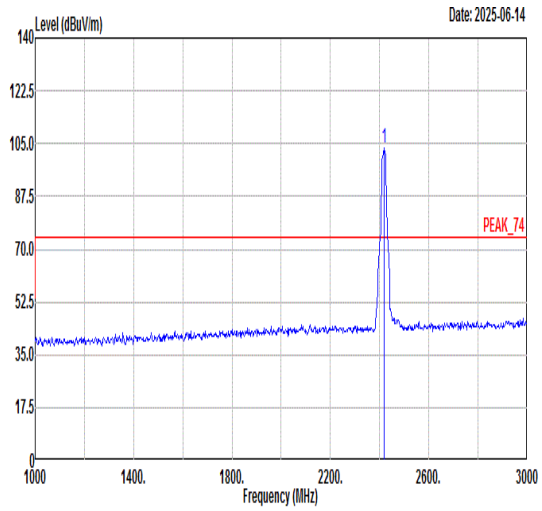 Freq Level Limit Line Margin (dB) Read Level Ant Factor Cable Loss Preamp Factor APos TPos Remark 1 2417.00 103.42 ------ ------ 101.38 30.78 5.39 34.13 228 270 PEAK
Avg	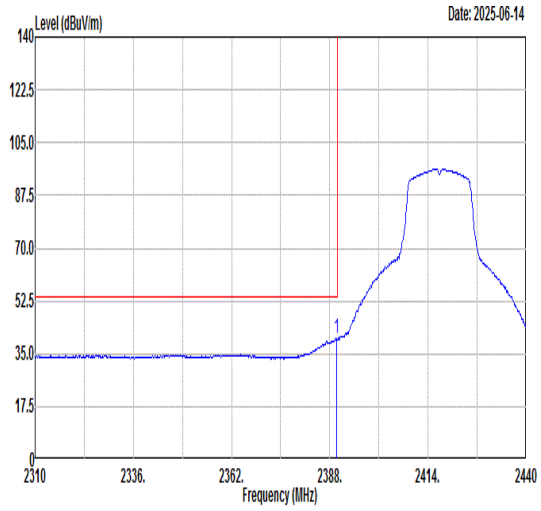 Freq Level Limit Line Margin (dB) Read Level Ant Factor Cable Loss Preamp Factor APos TPos Remark 1 2389.82 39.95 54.00 -14.05 37.95 30.78 5.36 34.14 228 270 AVERAGE	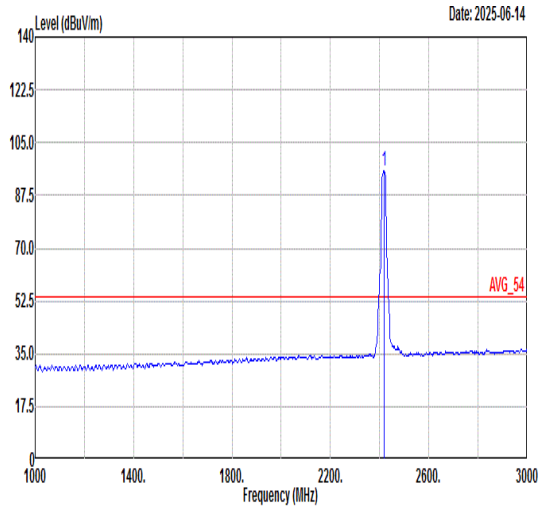 Freq Level Limit Line Margin (dB) Read Level Ant Factor Cable Loss Preamp Factor APos TPos Remark 1 2417.00 95.83 ------ ------ 93.79 30.78 5.39 34.13 228 270 AVERAGE

Mode	27	
	Band Edge	
	2400-2483.5_802.11n HT20_CH02_2417MHz	
ANT	8	
Pol.	Horizontal	Fundamental
Peak	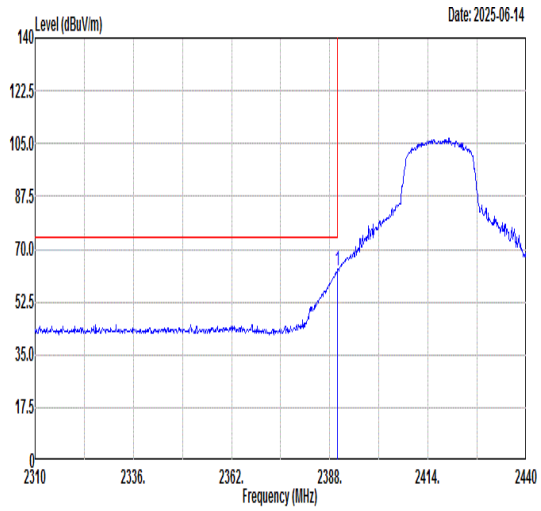 Freq Level Limit Line Margin (dB) Read Level Ant Factor Cable Loss Preamp Factor APos TPos Remark MHz dBuV/m dBuV/m dBuV dB/m dB dB cm deg 1 2389.95 62.69 74.00 -11.31 60.69 30.78 5.36 34.14 100 334 PEAK	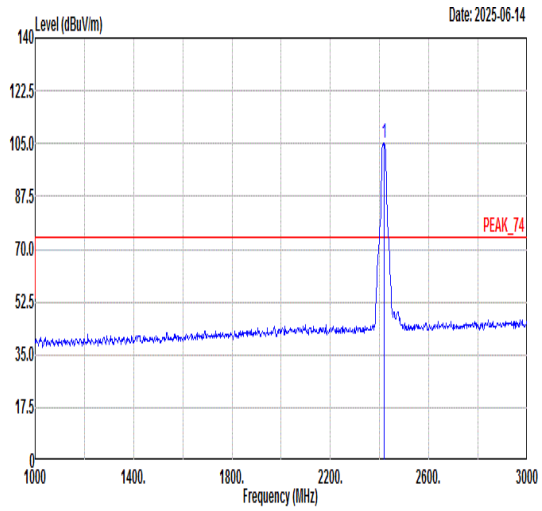 Freq Level Limit Line Margin (dB) Read Level Ant Factor Cable Loss Preamp Factor APos TPos Remark MHz dBuV/m dBuV/m dBuV dB/m dB dB cm deg 1 2417.00 105.23 ------ ------ 103.19 30.78 5.39 34.13 100 334 PEAK
Avg	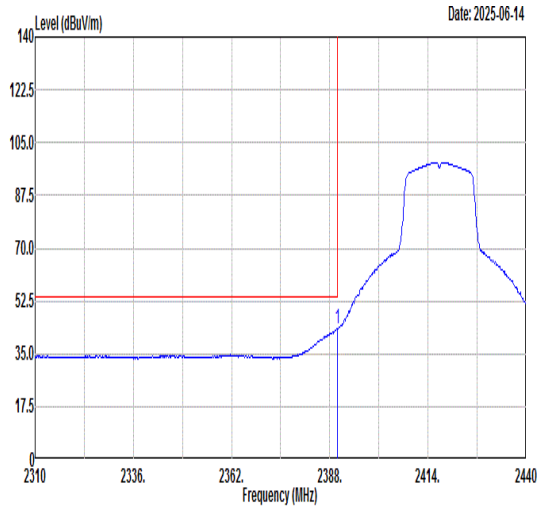 Freq Level Limit Line Margin (dB) Read Level Ant Factor Cable Loss Preamp Factor APos TPos Remark MHz dBuV/m dBuV/m dBuV dB/m dB dB cm deg 1 2389.95 43.29 54.00 -10.71 41.29 30.78 5.36 34.14 100 334 AVERAGE	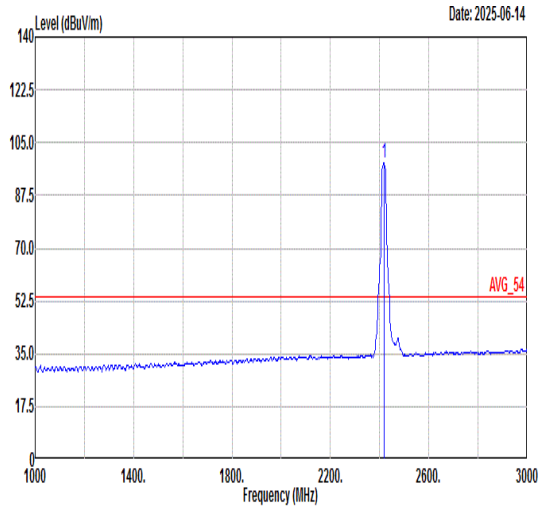 Freq Level Limit Line Margin (dB) Read Level Ant Factor Cable Loss Preamp Factor APos TPos Remark MHz dBuV/m dBuV/m dBuV dB/m dB dB cm deg 1 2417.00 98.19 ------ ------ 96.15 30.78 5.39 34.13 100 334 AVERAGE

Mode	27	
	Band Edge	
	2400-2483.5_802.11n HT20_CH02_2417MHz	
ANT	8	
Pol.	Vertical	Fundamental
Peak	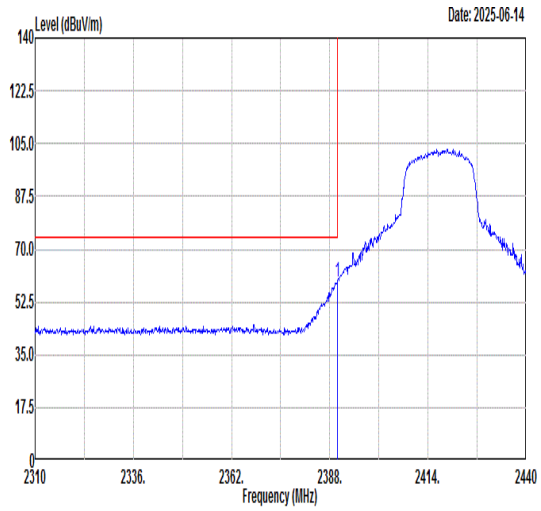 Freq Level Limit Line Margin (dB) Read Level Ant Factor Cable Loss Preamp Factor APos TPos Remark MHz dBuV/m dBuV/m dBuV dB/m dB dB cm deg 1 2389.95 59.42 74.00 -14.58 57.42 30.78 5.36 34.14 228 270 PEAK	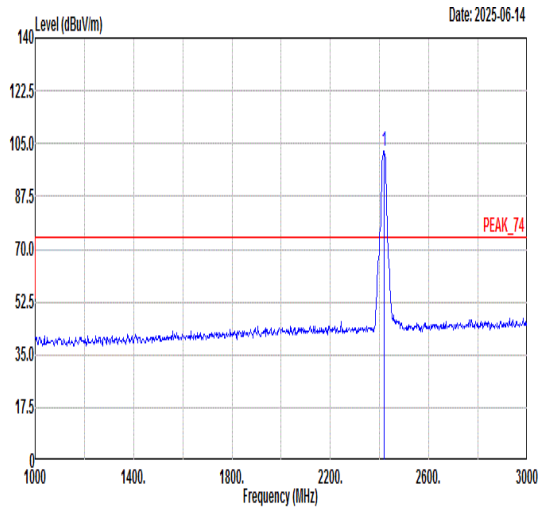 Freq Level Limit Line Margin (dB) Read Level Ant Factor Cable Loss Preamp Factor APos TPos Remark MHz dBuV/m dBuV/m dBuV dB/m dB dB cm deg 1 2417.00 102.67 ------ ------ 100.63 30.78 5.39 34.13 228 270 PEAK
Avg	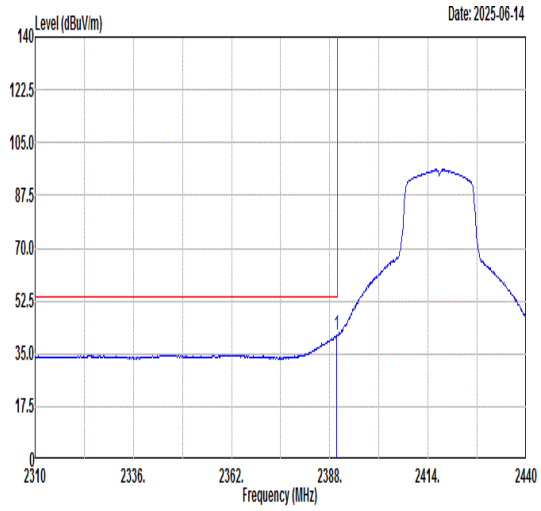 Freq Level Limit Line Margin (dB) Read Level Ant Factor Cable Loss Preamp Factor APos TPos Remark MHz dBuV/m dBuV/m dBuV dB/m dB dB cm deg 1 2389.82 41.12 54.00 -12.88 39.12 30.78 5.36 34.14 228 270 AVERAGE	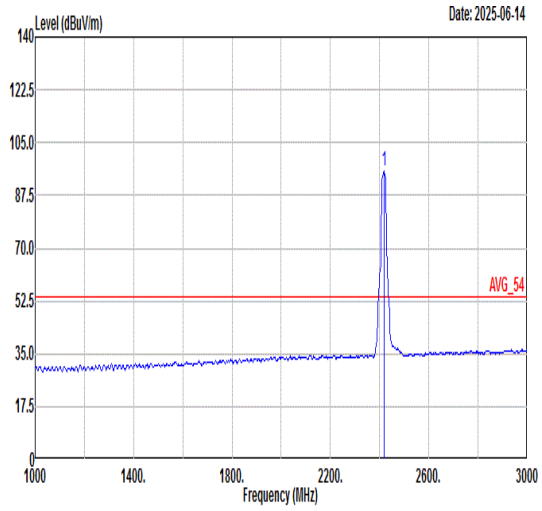 Freq Level Limit Line Margin (dB) Read Level Ant Factor Cable Loss Preamp Factor APos TPos Remark MHz dBuV/m dBuV/m dBuV dB/m dB dB cm deg 1 2417.00 95.62 ------ ------ 93.58 30.78 5.39 34.13 228 270 AVERAGE

Mode	28	
	Band Edge - L	
	2400-2483.5_802.11n HT40_CH04_2427MHz	
ANT	8	
Pol.	Horizontal	Fundamental
Peak	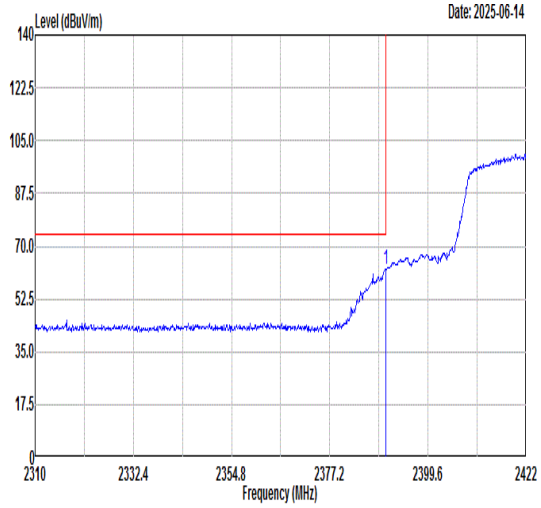 Freq Level Limit Line Margin (dB) Read Level Ant Factor Cable Loss Preamp Factor APos TPos Remark MHz dBuV/m dBuV/m dBuV dB/m dB dB cm deg 1 2389.97 62.58 74.00 -11.42 60.58 30.78 5.36 34.14 100 329 PEAK	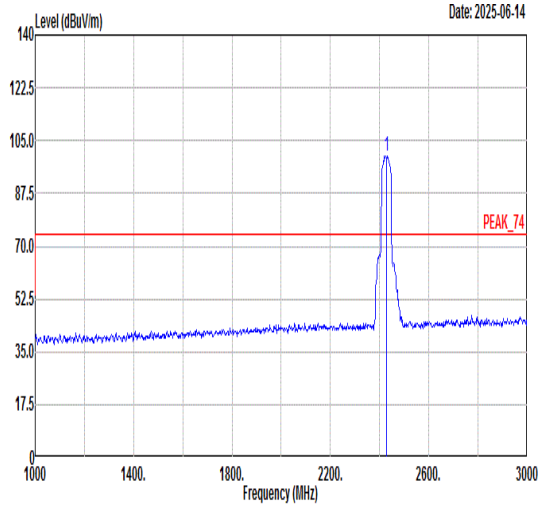 Freq Level Limit Line Margin (dB) Read Level Ant Factor Cable Loss Preamp Factor APos TPos Remark MHz dBuV/m dBuV/m dBuV dB/m dB dB cm deg 1 2427.00 99.86 ------ ------ 97.82 30.78 5.39 34.13 100 329 PEAK
Avg	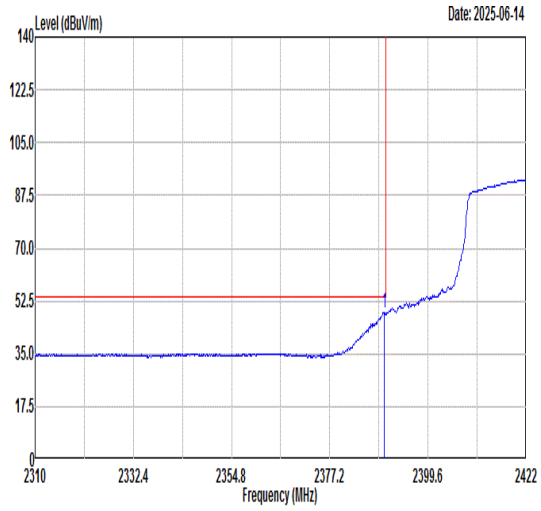 Freq Level Limit Line Margin (dB) Read Level Ant Factor Cable Loss Preamp Factor APos TPos Remark MHz dBuV/m dBuV/m dBuV dB/m dB dB cm deg 1 2389.63 48.67 54.00 -5.33 46.67 30.78 5.36 34.14 100 329 AVERAGE	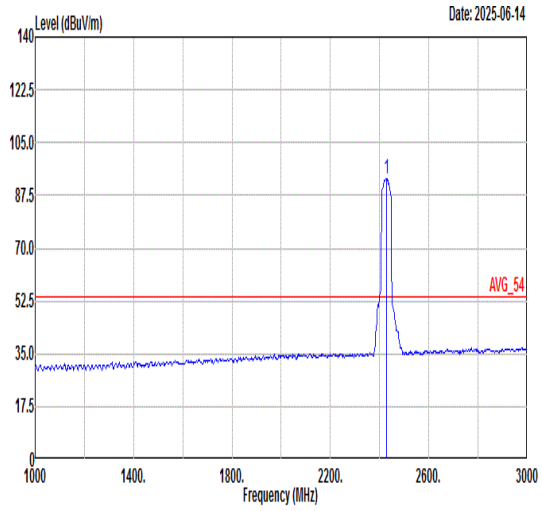 Freq Level Limit Line Margin (dB) Read Level Ant Factor Cable Loss Preamp Factor APos TPos Remark MHz dBuV/m dBuV/m dBuV dB/m dB dB cm deg 1 2427.00 93.13 ------ ------ 91.08 30.79 5.39 34.13 100 329 AVERAGE

Mode	28	
	Band Edge - R	
	2400-2483.5_802.11n HT40_CH04_2427MHz	
ANT	8	
Pol.	Horizontal	Fundamental
Peak	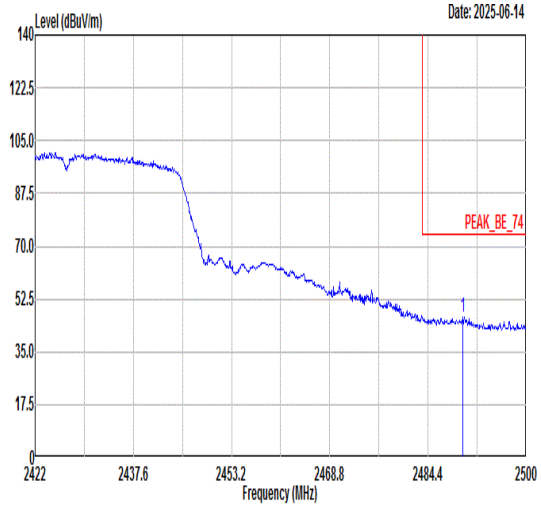 Freq Level Limit Line Margin (dB) Read Level Ant Factor Cable Loss Preamp Factor APos TPos Remark MHz dBuV/m dBuV/m dBuV dB/m dB dB cm deg 1 2489.94 46.66 74.00 -27.34 44.49 30.80 5.47 34.10 100 329 PEAK	Blank
Avg	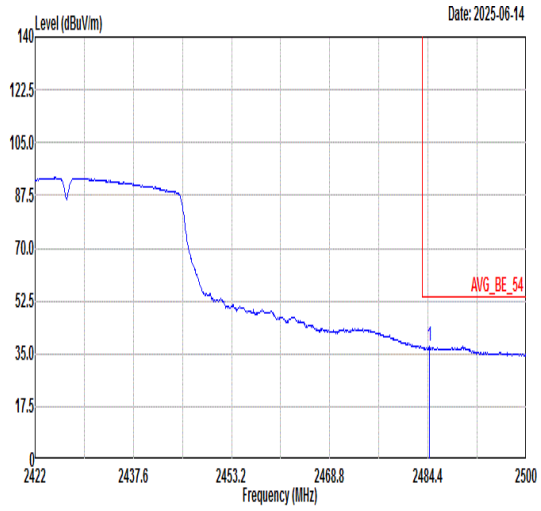 Freq Level Limit Line Margin (dB) Read Level Ant Factor Cable Loss Preamp Factor APos TPos Remark MHz dBuV/m dBuV/m dBuV dB/m dB dB cm deg 1 2484.63 37.44 54.00 -16.56 35.29 30.80 5.46 34.11 100 329 AVERAGE	Blank

Mode	28	
	Band Edge - L	
	2400-2483.5_802.11n HT40_CH04_2427MHz	
ANT	8	
Pol.	Vertical	Fundamental
Peak	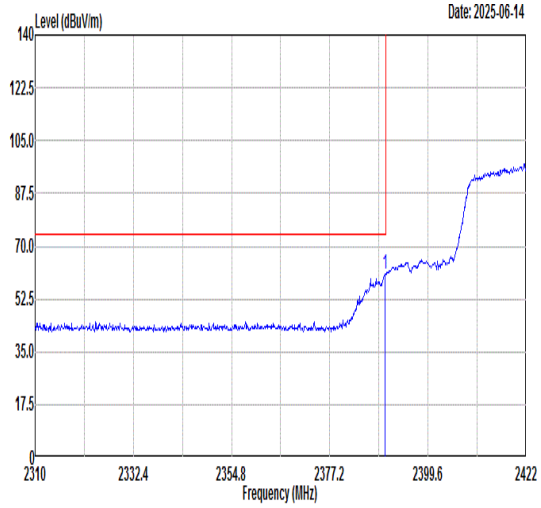 Freq Level Limit Line Margin (dB) Read Level Ant Factor Cable Loss Preamp Factor APos TPos Remark MHz dBuV/m dBuV/m dBuV dB/m dB dB cm deg 1 2389.86 60.69 74.00 -13.31 58.69 30.78 5.36 34.14 237 271 PEAK	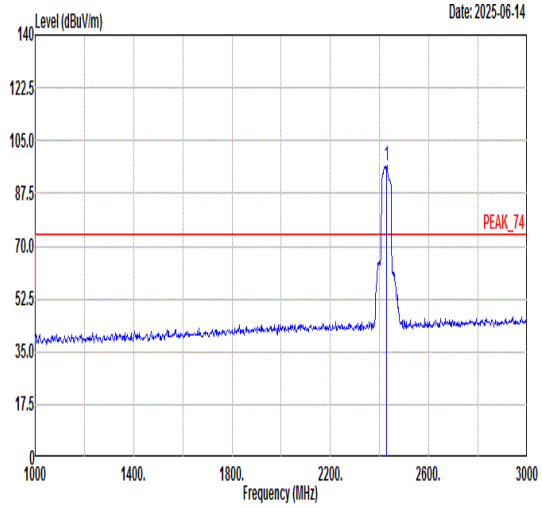 Freq Level Limit Line Margin (dB) Read Level Ant Factor Cable Loss Preamp Factor APos TPos Remark MHz dBuV/m dBuV/m dBuV dB/m dB dB cm deg 1 2427.00 96.86 ------ ------ 94.82 30.78 5.39 34.13 237 271 PEAK
Avg	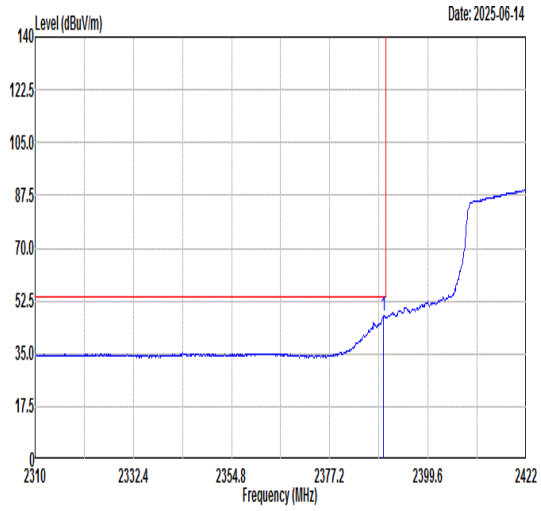 Freq Level Limit Line Margin (dB) Read Level Ant Factor Cable Loss Preamp Factor APos TPos Remark MHz dBuV/m dBuV/m dBuV dB/m dB dB cm deg 1 2389.41 47.46 54.00 -6.54 45.46 30.78 5.36 34.14 237 271 AVERAGE	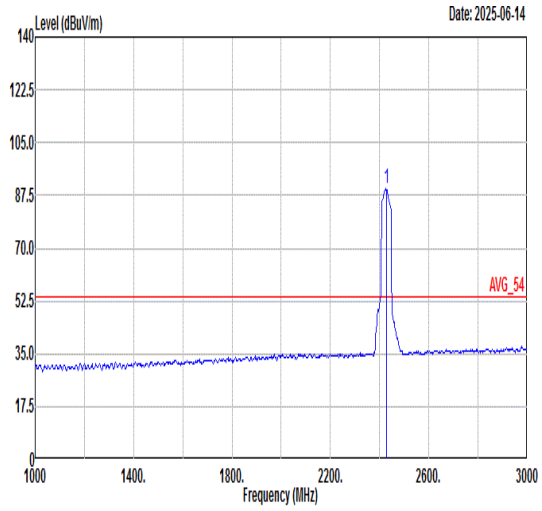 Freq Level Limit Line Margin (dB) Read Level Ant Factor Cable Loss Preamp Factor APos TPos Remark MHz dBuV/m dBuV/m dBuV dB/m dB dB cm deg 1 2427.00 89.67 ------ ------ 87.62 30.79 5.39 34.13 237 271 AVERAGE

Mode	28	
	Band Edge - R	
	2400-2483.5_802.11n HT40_CH04_2427MHz	
ANT	8	
Pol.	Vertical	Fundamental
Peak	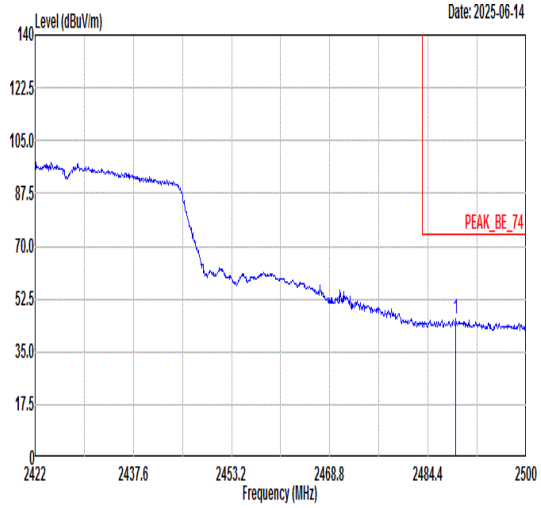 Freq Level Limit Line Margin (dB) Read Level Ant Factor Cable Loss Preamp Factor APos TPos Remark MHz dBuV/m dBuV/m dBuV dB/m dB dB cm deg 1 2488.85 46.10 74.00 -27.90 43.93 30.80 5.47 34.10 237 271 PEAK	Blank
Avg	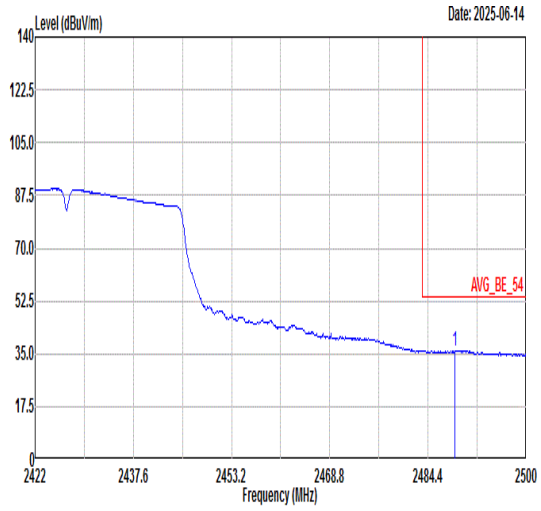 Freq Level Limit Line Margin (dB) Read Level Ant Factor Cable Loss Preamp Factor APos TPos Remark MHz dBuV/m dBuV/m dBuV dB/m dB dB cm deg 1 2488.61 36.15 54.00 -17.85 33.98 30.80 5.47 34.10 237 271 AVERAGE	Blank

Mode	29	
	Band Edge - L	
	2400-2483.5_802.11n HT40_CH05_2432MHz	
ANT	8	
Pol.	Horizontal	Fundamental
Peak	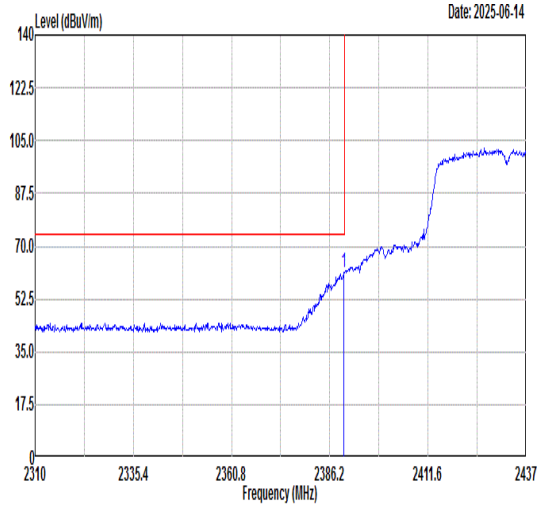 Freq Level Limit Line Margin (dB) Read Level Ant Factor Cable Loss Preamp Factor APos TPos Remark MHz dBuV/m dBuV/m dBuV dB/m dB dB cm deg 1 2389.76 61.10 74.00 -12.90 59.10 30.78 5.36 34.14 100 329 PEAK	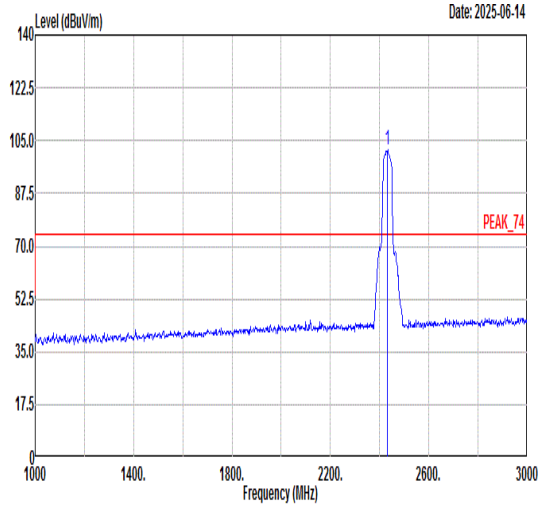 Freq Level Limit Line Margin (dB) Read Level Ant Factor Cable Loss Preamp Factor APos TPos Remark MHz dBuV/m dBuV/m dBuV dB/m dB dB cm deg 1 2432.00 101.70 ------ ------ 99.64 30.79 5.40 34.13 100 329 PEAK
Avg	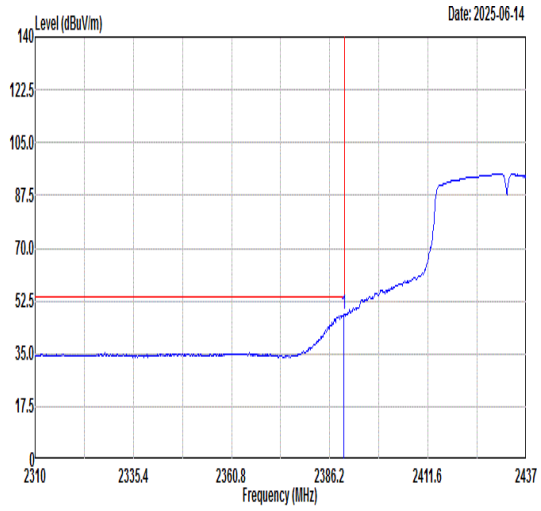 Freq Level Limit Line Margin (dB) Read Level Ant Factor Cable Loss Preamp Factor APos TPos Remark MHz dBuV/m dBuV/m dBuV dB/m dB dB cm deg 1 2389.88 48.29 54.00 -5.71 46.29 30.78 5.36 34.14 100 329 AVERAGE	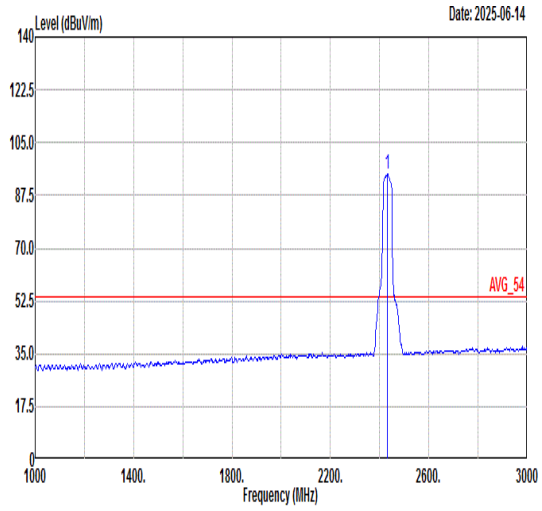 Freq Level Limit Line Margin (dB) Read Level Ant Factor Cable Loss Preamp Factor APos TPos Remark MHz dBuV/m dBuV/m dBuV dB/m dB dB cm deg 1 2432.00 94.53 ------ ------ 92.47 30.79 5.40 34.13 100 329 AVERAGE

Mode	29	
	Band Edge - R	
	2400-2483.5_802.11n HT40_CH05_2432MHz	
ANT	8	
Pol.	Horizontal	Fundamental
Peak	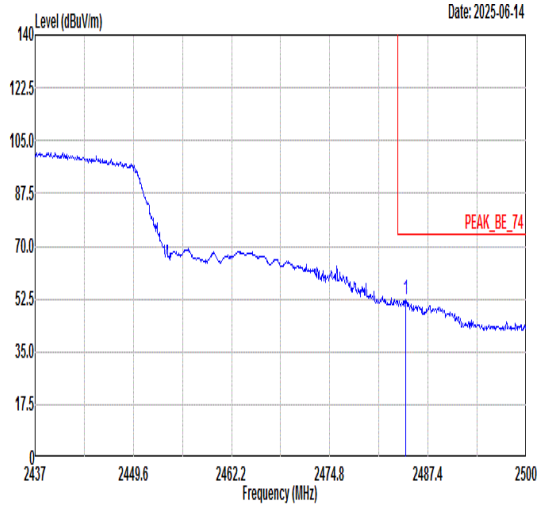 Freq Level Limit Line Margin (dB) Read Level Ant Factor Cable Loss Preamp Factor APos TPos Remark MHz dBuV/m dBuV/m dBuV dB/m dB dB cm deg 1 2484.50 52.08 74.00 -21.92 49.93 30.80 5.46 34.11 100 329 PEAK	Blank
Avg	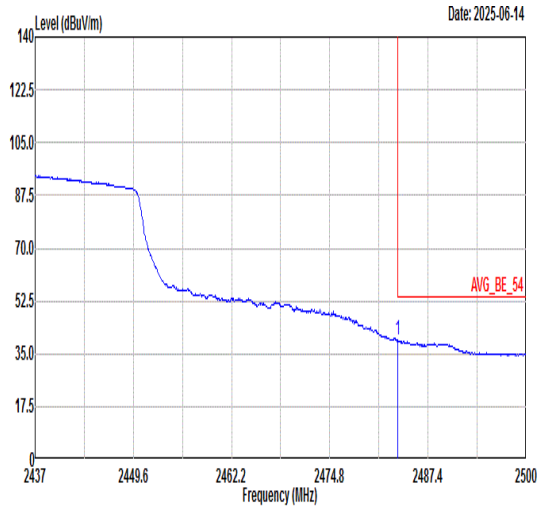 Freq Level Limit Line Margin (dB) Read Level Ant Factor Cable Loss Preamp Factor APos TPos Remark MHz dBuV/m dBuV/m dBuV dB/m dB dB cm deg 1 2483.56 39.41 54.00 -14.59 37.26 30.80 5.46 34.11 100 329 AVERAGE	Blank

Mode	29	
	Band Edge - L	
	2400-2483.5_802.11n HT40_CH05_2432MHz	
ANT	8	
Pol.	Vertical	Fundamental
Peak	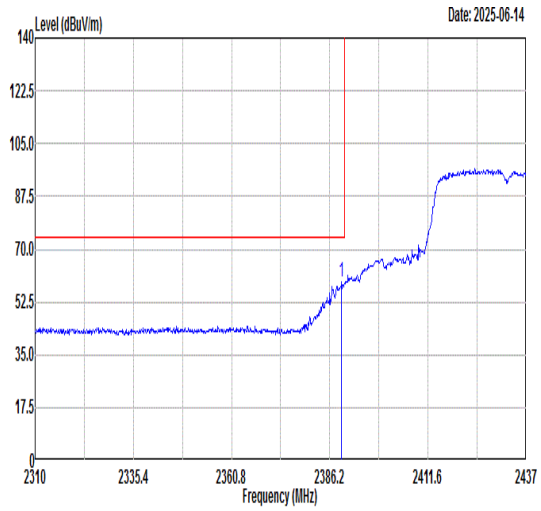 Freq Level Limit Line Margin (dB) Read Level Ant Factor Cable Loss Preamp Factor APos TPos Remark 1 2389.25 59.10 74.00 -14.90 57.10 30.78 5.36 34.14 237 283 PEAK	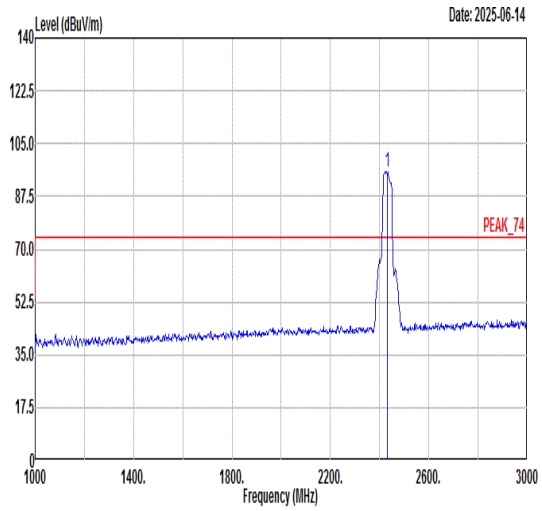 Freq Level Limit Line Margin (dB) Read Level Ant Factor Cable Loss Preamp Factor APos TPos Remark 1 2432.00 95.86 ------ ------ 93.80 30.79 5.40 34.13 237 283 PEAK
Avg	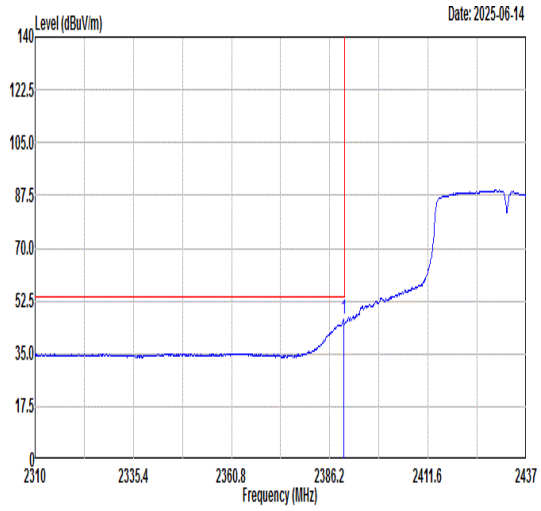 Freq Level Limit Line Margin (dB) Read Level Ant Factor Cable Loss Preamp Factor APos TPos Remark 1 2389.76 46.27 54.00 -7.73 44.27 30.78 5.36 34.14 237 283 AVERAGE	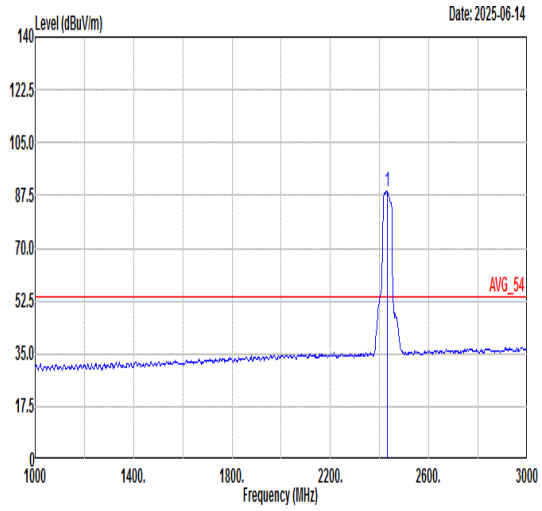 Freq Level Limit Line Margin (dB) Read Level Ant Factor Cable Loss Preamp Factor APos TPos Remark 1 2432.00 88.96 ------ ------ 86.90 30.79 5.40 34.13 237 283 AVERAGE

Mode	29	
	Band Edge - R	
	2400-2483.5_802.11n HT40_CH05_2432MHz	
ANT	8	
Pol.	Vertical	Fundamental
Peak	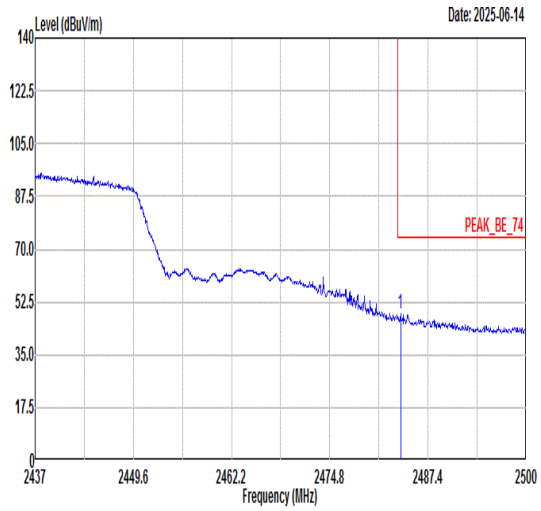 Freq Level Limit Line Margin (dB) Read Level Ant Factor Cable Loss Preamp Factor APos TPos Remark MHz dBuV/m dBuV/m dBuV dB/m dB dB cm deg 1 2483.87 48.47 74.00 -25.53 46.32 30.80 5.46 34.11 237 283 PEAK	Blank
Avg	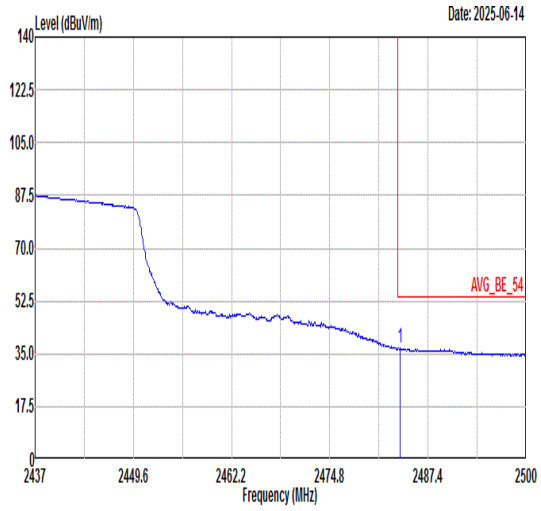 Freq Level Limit Line Margin (dB) Read Level Ant Factor Cable Loss Preamp Factor APos TPos Remark MHz dBuV/m dBuV/m dBuV dB/m dB dB cm deg 1 2483.81 36.80 54.00 -17.20 34.65 30.80 5.46 34.11 237 283 AVERAGE	Blank

Mode	30	
	Band Edge - L	
	2400-2483.5_802.11n HT40_CH08_2447MHz	
ANT	8	
Pol.	Horizontal	Fundamental
Peak	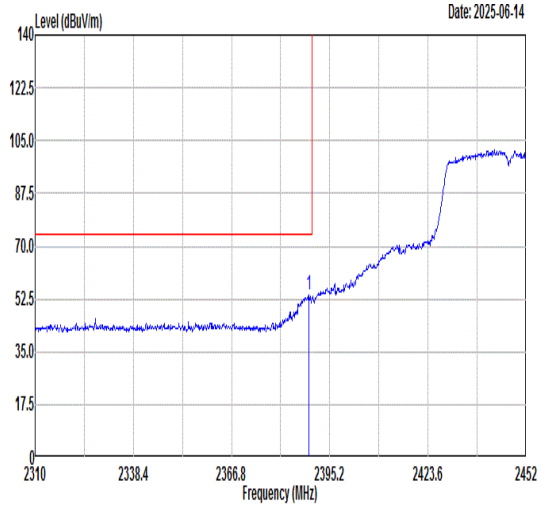 Freq Level Limit Line Margin (dB) Read Level Ant Factor Cable Loss Preamp Factor APos TPos Remark MHz dBuV/m dBuV/m dBuV dB/m dB dB cm deg 1 2389.09 53.70 74.00 -20.30 51.70 30.78 5.36 34.14 100 332 PEAK	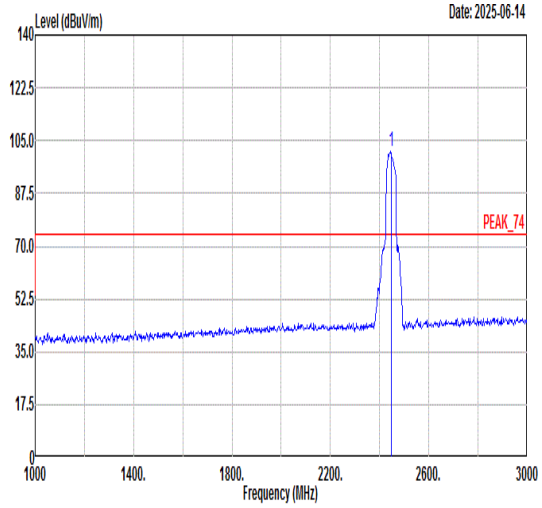 Freq Level Limit Line Margin (dB) Read Level Ant Factor Cable Loss Preamp Factor APos TPos Remark MHz dBuV/m dBuV/m dBuV dB/m dB dB cm deg 1 2447.00 101.51 ------ ------ 99.42 30.79 5.42 34.12 100 332 PEAK
Avg	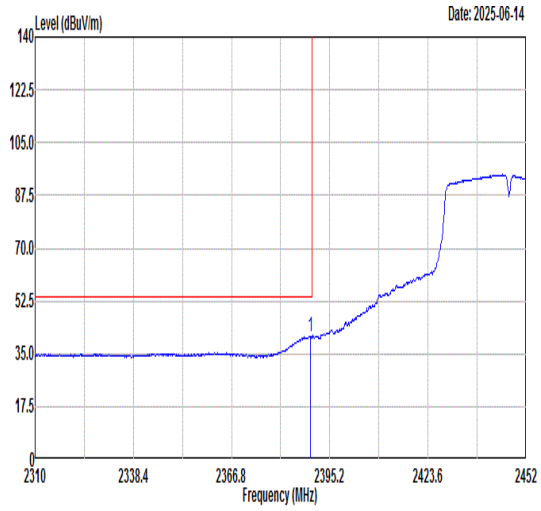 Freq Level Limit Line Margin (dB) Read Level Ant Factor Cable Loss Preamp Factor APos TPos Remark MHz dBuV/m dBuV/m dBuV dB/m dB dB cm deg 1 2389.52 40.94 54.00 -13.06 38.94 30.78 5.36 34.14 100 332 AVERAGE	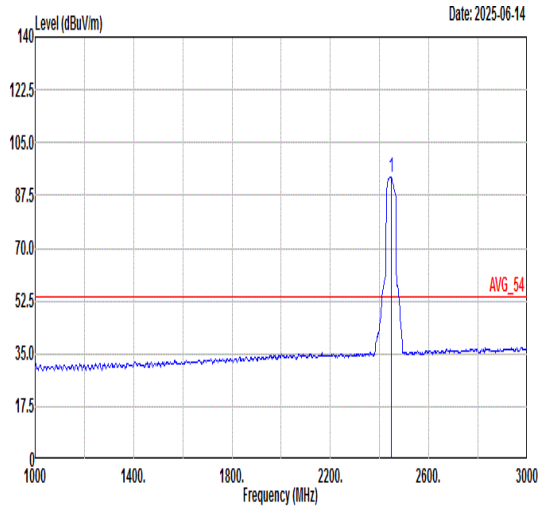 Freq Level Limit Line Margin (dB) Read Level Ant Factor Cable Loss Preamp Factor APos TPos Remark MHz dBuV/m dBuV/m dBuV dB/m dB dB cm deg 1 2447.00 93.63 ------ ------ 91.55 30.79 5.41 34.12 100 332 AVERAGE

Mode	30	
	Band Edge - R	
	2400-2483.5_802.11n HT40_CH08_2447MHz	
ANT	8	
Pol.	Horizontal	Fundamental
Peak	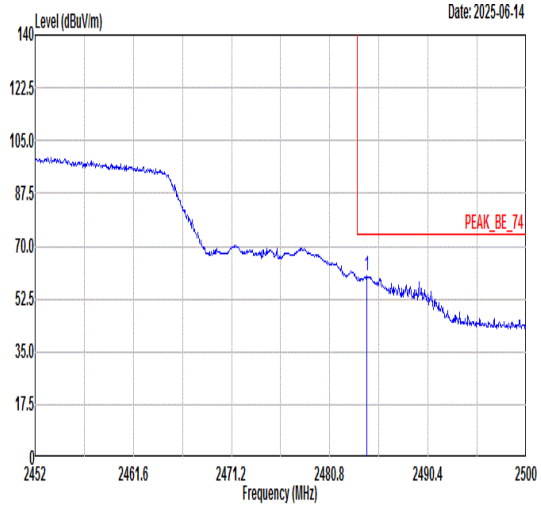 Freq Level Limit Line Margin (dB) Read Level Ant Factor Cable Loss Preamp Factor APos TPos Remark MHz dBuV/m dBuV/m dBuV dB/m dB dB cm deg 1 2484.45 60.21 74.00 -13.79 58.06 30.80 5.46 34.11 100 332 PEAK	Blank
Avg	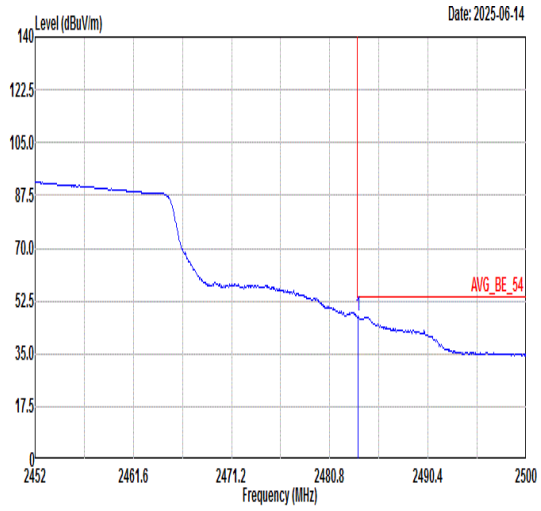 Freq Level Limit Line Margin (dB) Read Level Ant Factor Cable Loss Preamp Factor APos TPos Remark MHz dBuV/m dBuV/m dBuV dB/m dB dB cm deg 1 2483.58 47.29 54.00 -6.71 45.14 30.80 5.46 34.11 100 332 AVERAGE	Blank

Mode	30	
	Band Edge - L	
	2400-2483.5_802.11n HT40_CH08_2447MHz	
ANT	8	
Pol.	Vertical	Fundamental
Peak	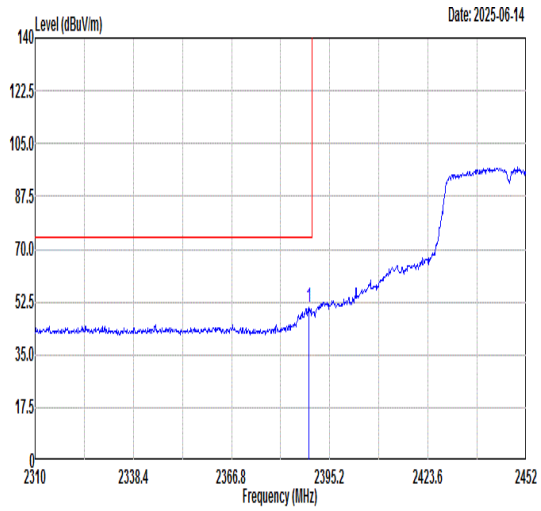 Freq Level Limit Line Margin (dB) Read Level Ant Factor Cable Loss Preamp Factor APos TPos Remark MHz dBuV/m dBuV/m dBuV dB/m dB dB cm deg 1 2389.24 50.67 74.00 -23.33 48.67 30.78 5.36 34.14 251 271 PEAK	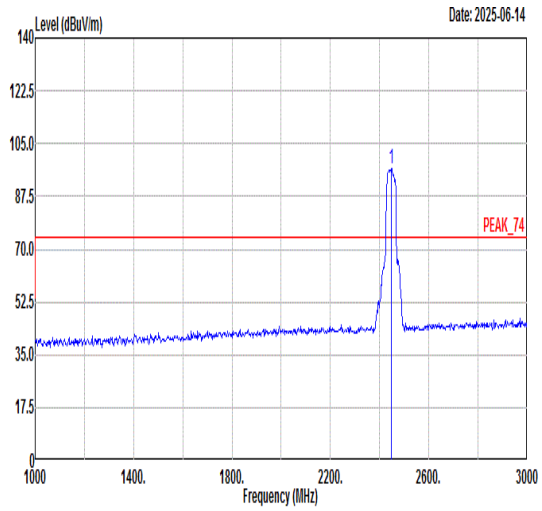 Freq Level Limit Line Margin (dB) Read Level Ant Factor Cable Loss Preamp Factor APos TPos Remark MHz dBuV/m dBuV/m dBuV dB/m dB dB cm deg 1 2447.00 96.70 ------ ------ 94.61 30.79 5.42 34.12 251 271 PEAK
Avg	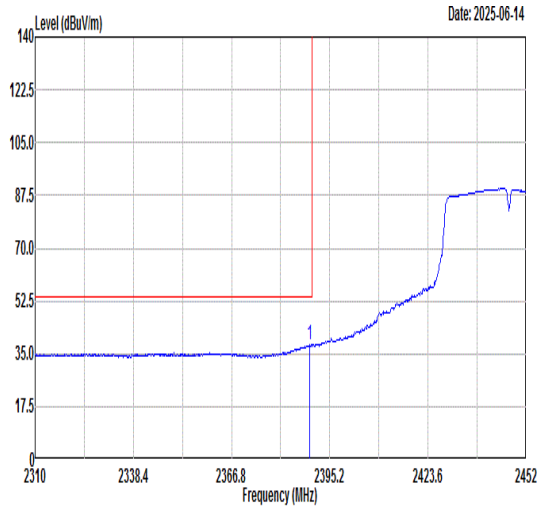 Freq Level Limit Line Margin (dB) Read Level Ant Factor Cable Loss Preamp Factor APos TPos Remark MHz dBuV/m dBuV/m dBuV dB/m dB dB cm deg 1 2389.38 37.82 54.00 -16.18 35.82 30.78 5.36 34.14 251 271 AVERAGE	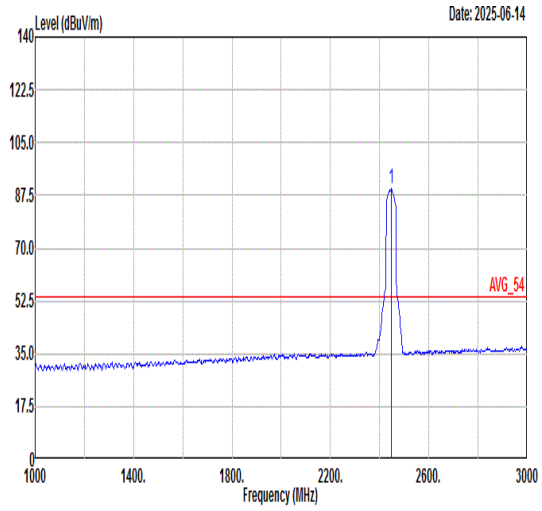 Freq Level Limit Line Margin (dB) Read Level Ant Factor Cable Loss Preamp Factor APos TPos Remark MHz dBuV/m dBuV/m dBuV dB/m dB dB cm deg 1 2447.00 89.61 ------ ------ 87.52 30.79 5.42 34.12 251 271 AVERAGE

Mode	30	
	Band Edge - R	
	2400-2483.5_802.11n HT40_CH08_2447MHz	
ANT	8	
Pol.	Vertical	Fundamental
Peak	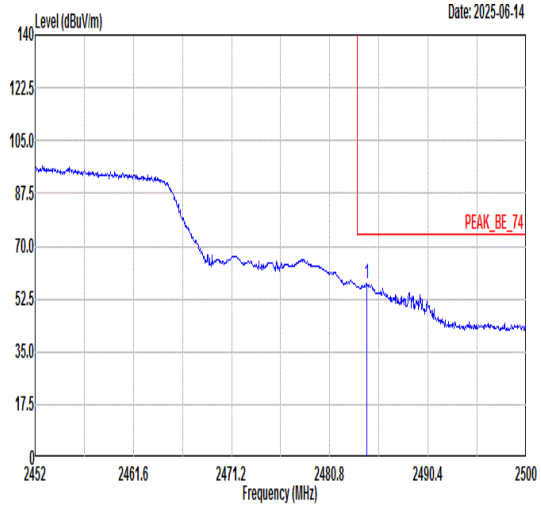 Freq Level Limit Line Margin (dB) Read Level Ant Factor Cable Loss Preamp Factor APos TPos Remark MHz dBuV/m dBuV/m dBuV dB/m dB dB cm deg 1 2484.40 57.62 74.00 -16.38 55.47 30.80 5.46 34.11 251 271 PEAK	Blank
Avg	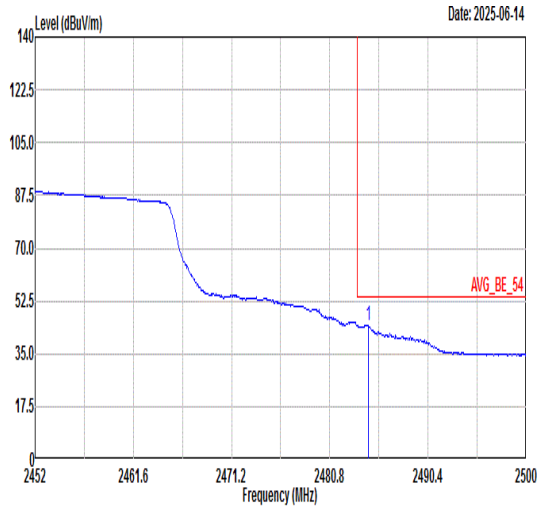 Freq Level Limit Line Margin (dB) Read Level Ant Factor Cable Loss Preamp Factor APos TPos Remark MHz dBuV/m dBuV/m dBuV dB/m dB dB cm deg 1 2484.59 44.49 54.00 -9.51 42.34 30.80 5.46 34.11 251 271 AVERAGE	Blank

Appendix D. Duty Cycle Plots

Band	Duty Cycle(%)	T(ms)	1/T(kHz)	VBW Setting
802.11b	99.64	-	-	10Hz
802.11g	95.80	1.370	0.730	1KHz
802.11n HT20	96.27	1.290	0.775	1KHz
802.11n HT40	88.41	0.610	1.639	3KHz

802.11b

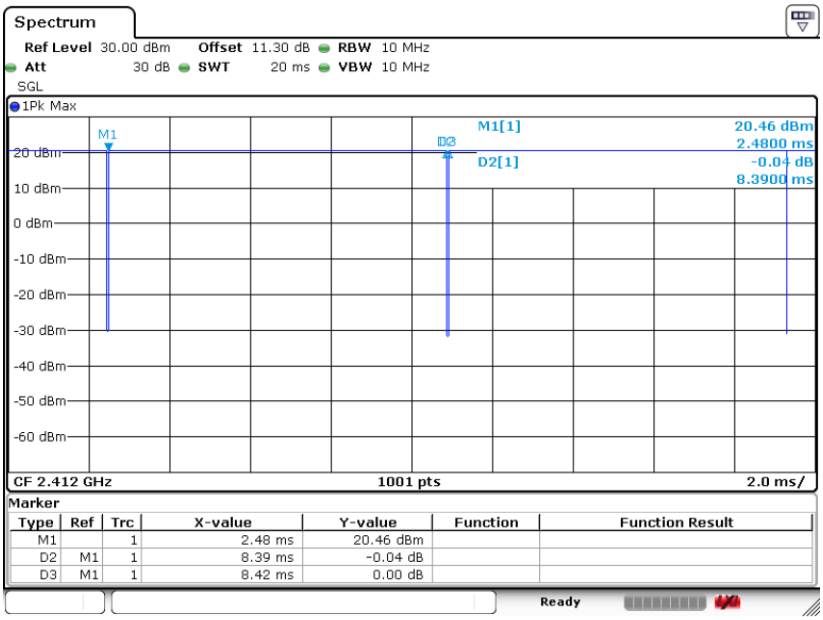

802.11g

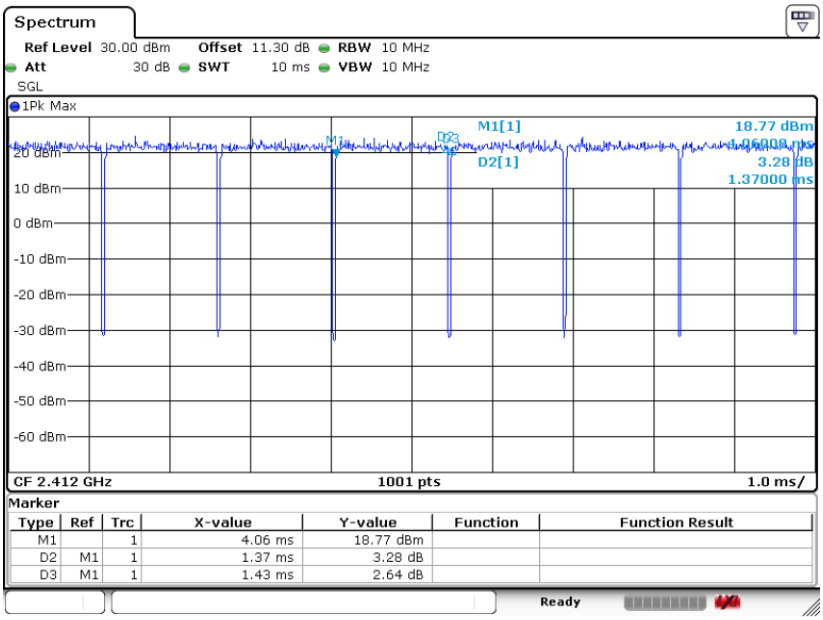

802.11n HT20

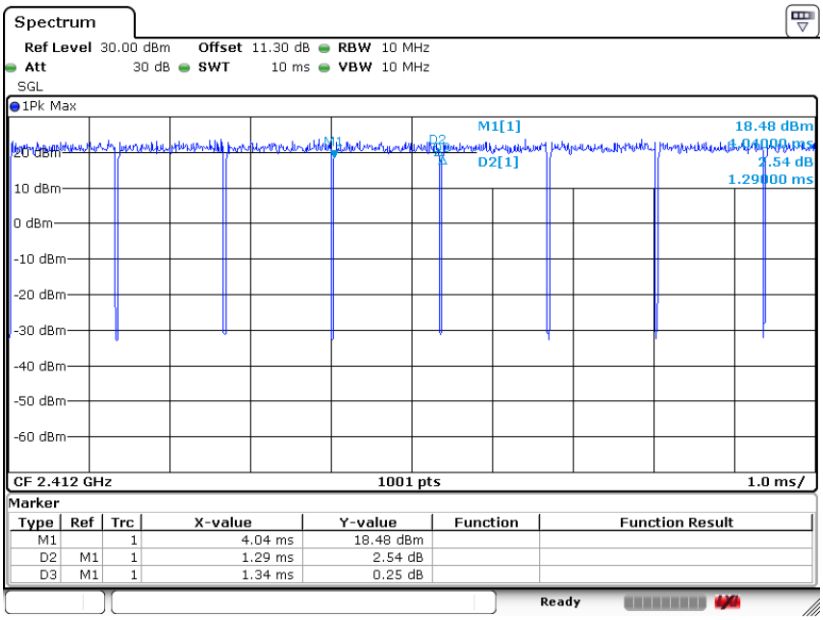

802.11n HT40

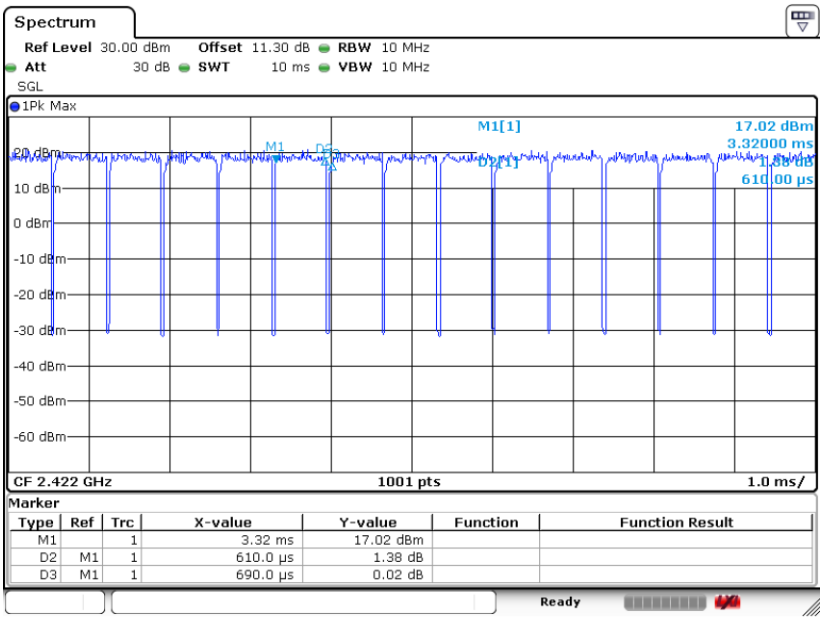
Spectrum
Ref Level 30.00 dBm Offset 11.30 dB RBW 10 MHz
Att 30 dB SWT 10 ms VBW 10 MHz
SGL
1Pk Max
M1[1] 17.02 dBm
3.32000 ms
D2[1] 1.38 dB
610.00 µs
20 dBm
10 dBm
0 dBm
-10 dBm
-20 dBm
-30 dBm
-40 dBm
-50 dBm
-60 dBm
CF 2.422 GHz
1001 pts
1.0 ms/
Marker
Type Ref Trc X-value Y-value Function Function Result
M1 1 3.32 ms 17.02 dBm
D2 M1 1 610.0 µs 1.38 dB
D3 M1 1 690.0 µs 0.02 dB
Ready