

**1:24 SCALE  
FULL FUNCTION  
RADIO CONTROL  
TRUCK**

**PLEASE READ CAREFULLY BEFORE OPERATING**

**BATTERY REQUIREMENTS:**

**4 AA ALKALINE BATTERIES (FOR TRUCK)**

**1 9V ALKALINE BATTERY (FOR CONTROLLER)**

## THE FCC WANTS YOU TO KNOW

This radio controlled truck has been tested and found to comply with the limits for a Class B digital device, pursuant to Part 15 of the FCC Rules. These limits are designed to provide reasonable protection against harmful interference in a residential installation. This equipment generates, uses and can radiate radio frequency energy and, if not installed and used in accordance with the instructions, may cause harmful interference to radio communications.

However, there is no guarantee that interference will not occur in a particular installation. If this R/C truck does cause harmful interference to radio or television reception, which can be determined by turning the truck off and on, the user is encouraged to try to correct the interference by one or more of the following measures:

- Reorient or relocate the receiving antenna
- Increase the separation between your R/C truck and receiver
- Consult your local store for help

**FCC WARNING: Changes or modifications to this R/C truck not expressly approved by the party responsible for compliance could void the user's authority to operate the equipment.**

**IF YOU CANNOT ELIMINATE THE INTERFERENCE, THE FCC REQUIRES THAT YOU STOP USING YOUR R/C TRUCK.**

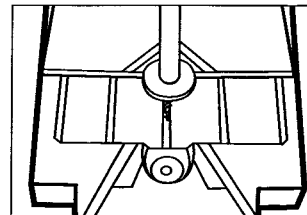
## SAFETY PRECAUTIONS

- Always remove batteries when not in use.
- Do not dispose of batteries in fire. Explosion, leakage or personal injury may occur.
- Do not mix alkaline, standard (carbon-zinc) or rechargeable (nickel-cadmium) batteries.
- Do not mix old and new batteries

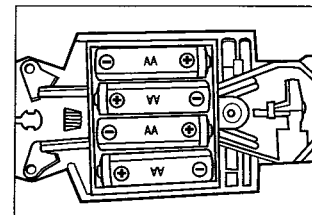
**ATTENTION PARENTS: It is recommended that this toy and all accessories be periodically examined for potential hazards and that any potentially hazardous parts be repaired or replaced.**

## Battery Installation for Truck and Controller

### Truck

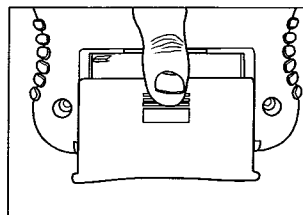


- 1) Unscrew Battery Compartment Located On Chassis Bottom.

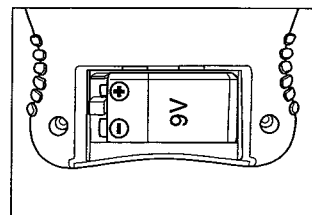


- 2) Place battery into compartment. Make sure that all batteries are placed properly with the batteries (+) and (-) poles contacting the (+) and (-) contacts in the battery area. Screw battery compartment closed.

### Controller

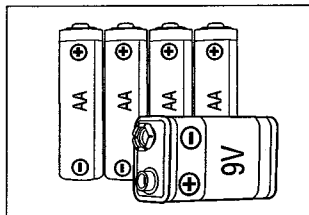


- 1) Push open battery cover.

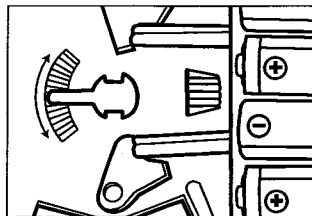


- 2) Insert 9v battery and reinsert cover. Make sure 9V battery is placed properly with battery's (+) and (-) poles connected to the (+) and (-) contacts in the battery area.


## Truck Features



Batteries included

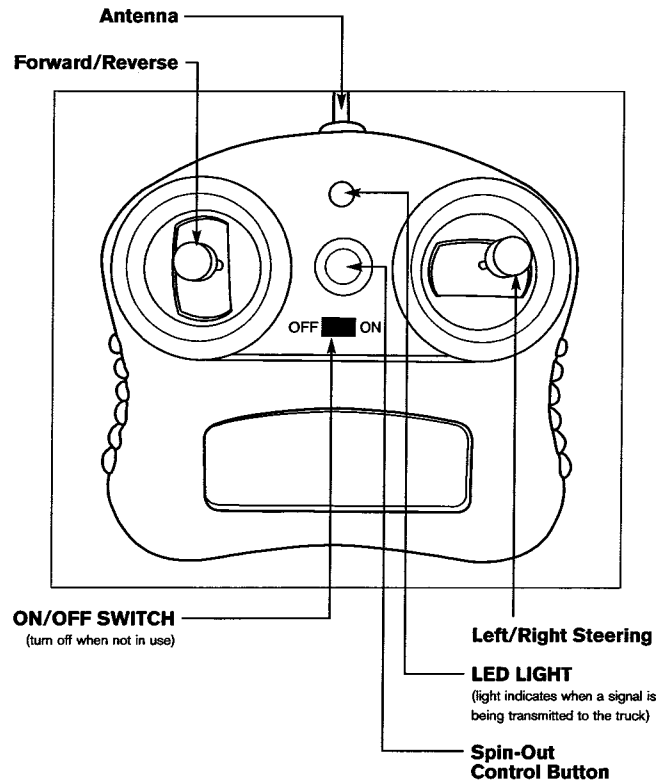


Front wheel alignment.




Racing Spin Out which is caused by pressing the button on your controller. This causes the truck to randomly spin out in an arc greater than 90 degrees causing the need for the driver to regain control. This is an optional feature and if the button is not pressed it will not engage.


## Controller Capabilities



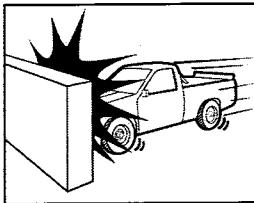
## Care and Operation of Your Truck




Avoid getting the truck wet.




Avoid dusty and sandy areas.




Avoid Collisions with hard surfaces.



Avoid extended periods of direct sunlight or heat which can affect electronic instruments.



Store truck and controller in a dry cool place away from heat.



Avoid running truck on thick pile carpeting, which can cause motor malfunction.

## Troubleshooting Tips

- Batteries are low or dead. Try changing batteries.
- The batteries have a bad connection. Try reinstalling the batteries.
- Truck may be beyond the range of the signal. Loss of control or slowness will be evident when the truck is out of range.
- Interference may cause erratic behavior, loss of control, or jerking motion within the truck.

### Truck Moves By Itself

- There is radio interference in the area.
- Another R/C truck with the same frequency is close by.
- The antenna is not fully extended.

### Truck Does Not Move or Truck Runs Slowly

- The batteries may be weak or fading and may need replacing.
- Batteries are not Alkaline, are mismatched or are old.
- Are all the batteries connected properly?
- Is the battery in the controller working properly?
- Is the power switch on the truck turned on?

### For Assistance Contact Moto Concepts, Inc.

1-877-MOTO-TOY (1-877-668-6869)

or [customerservice@moto-concepts.com](mailto:customerservice@moto-concepts.com)

