



Dear Customer

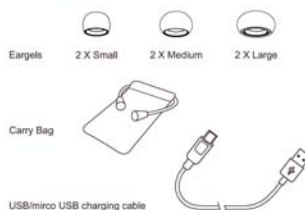
Thank you for purchasing the L6 Bluetooth wireless headphones. Please read this manual carefully and follow the instructions listed in order to optimize the use of your new headphones and enjoy your music the way it was meant to be heard.

Headset Overview



Sport Wireless Earphone

Included Accessories



Features:

Bluetooth 4.1 Stereo Earbuds, Enjoy your Music Tangle Free In-line Microphone and Controls for Music, Volume, Play/Pause and Incoming Calls
Wireless Sound Isolating buds-Produce Rich Stereo sound Superior sound quality with Enhanced Bass Response Pairs with Any Bluetooth Device Up to 5 Hours of Listening and Talk Time

Specification

Bluetooth Parameters	
Bluetooth Version	Bluetooth V4.1
Bluetooth Protocol	A2DP, AVRCP, HSP, HFP
Talk time	≤3H
Music time	≤4H
Operating Range	≤10M

Acoustic Parameters	
Impedance	16Ω
Sensitivity	118db
Frequency Response Range	20~20KHz
Max Input Power	1000 mW

Battery

Before you use it for the first time, the L6 must be fully charged. To do this, connect L6 to your computer via the USB to micro-USB cable. The indicator on the side of the right ear cup illuminates with a red light to show that the device is charging. Once charging is complete, the indicator light turns off.

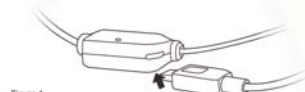


Figure 1

When the battery is flat, the telephone and Bluetooth music transfer functions and touch sensitive panel are not available

Wearing the Earphone

Changing Earbuds

For the optimal audio experience, try the different eargel sizes. The fit should feel tight and secure in your ear.

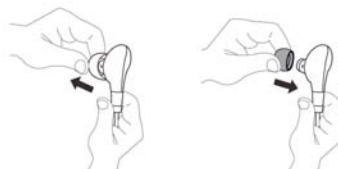


Figure 2
using the letters (L) and (R) to help you distinguish left and right.

Bluetooth Connection

Before L6 can be used with your telephone or Bluetooth audio player, the two devices must be paired(3). Once the two devices have detected each other, it is no longer necessary to pair each time.

1. From your telephone or Bluetooth audio player, start a search for Bluetooth peripherals.
2. Select "L6"

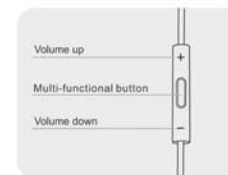


Figure 3

Once your telephone is paired with the L6, the two devices will connect to each other automatically each time that the L6 is switched on. It is not possible to simultaneously connect several devices to L6.

Figure 4

NOTE: If two mobile phones have been connected to the Lezun Sport Wireless Earphone, you may need to select which phone will be used for calls/music open the Bluetooth menu on the mobile phone you wish to use and select the Lezun Sport Wireless Earphone from the list of devices.



Call & Music

Turn on/off

Turn on: Press and hold the multi-functional button for 5 seconds until indication light flash in blue rapidly with du du sounds. Indication light lasts blue and able to bluetooth connection.

Off: Press and hold the multi-functional button for 3 seconds.

Play/pause music

Tap the Multi-function button

Answer/end call

Tap the Multi-function button

Reject call

Double-tap the Multi-function button

Redial last number

When not on a call, double-tap the Multi-function button

Adjust volume

Press the Volume up or Volume down button

Music skip /track

Press and hold (2 secs) the Volume up or Volume down button

Warning

- Listening to music at high volumes for long periods can lead to hearing problems. We do not recommend using these headphones at maximum volume, particularly for long periods of time.
- To protect your hearing, turn down the volume of your music player before connecting your headphones. After putting on the headphones, gradually turn up the volume until you reach a suitable level. Sound levels are measured in decibels (dB). Exposure to sound 85 dB or above may result in gradual loss of hearing. Monitor your use. Hearing loss depends on the intensity of the sound and the duration. The higher the volume, the less your exposure capacity will last. The lower the volume, the longer your exposure period can be.
- Be responsible: pay attention to your environment (acoustic) when you are wearing your headphones and listening to music or the radio.
- Avoid hazardous behavior that may cause an accident for you or somebody else (pedestrians, motorcyclists, drivers, cyclists) or cause damage to property when you are wearing your headphones.
- Lezun would like to inform you that the use of stereo headphones is strictly forbidden when driving a motor vehicle. Lezun also recommends not listening to music or the radio through your headphones when riding a bicycle, a scooter or any other means of transport for which it is not compulsory to wear a helmet. Lezun can not accept any responsibility if you choose to ignore these warnings.

Mac®, iPad®, iPhone®, iPod® are trademarks of Apple Inc., registered in the U.S. and other countries.
BlackBerry® is a registered trademark of Research In Motion Limited.
Samsung is a registered trademark of Samsung Electronics Co., Ltd.
Android™ is a trademark of Google Inc.
Windows® is a registered trademark of Microsoft corporation in the United States and other countries.
The Bluetooth® word mark and logo are registered trademarks and are owned by the Bluetooth SIG, Inc.
All other registered and unregistered are the property of their respective owners.



FCC WARNING

This device complies with Part 15 of the FCC Rules. Operation is subject to the following two conditions:

- (1) This device may not cause harmful interference, and
- (2) this device must accept any interference received, including interference that may cause undesired operation.

NOTE 1: Any changes or modifications to this unit not expressly approved by the party responsible for compliance could void the user's authority to operate the equipment.