

Annex D

1-6730/18-01-01_AnnexD

Setup photos of the Equipment Under Test

This test report is electronically signed and valid without handwritten signature.
For verification of the electronic signatures, the public keys can be requested at the testing laboratory.

Document authorized:

David Lang
Lab Manager
Radio Communications & EMC

Photos




Photo 1: RSE set-up (>1GHz)




Photo 2: RSE set-up (>1GHz)




Photo 3: RSE set-up (>1GHz)




Photo 4: RSE set-up (>1GHz)



Photo 5: RSE set-up (>1GHz)




Photo 6: RSE set-up (>1GHz)



Photo 7: RSE set-up (30MHz to 1GHz)



Photo 8: RSE set-up (30MHz to 1GHz)




Photo 9: RSE set-up (<30MHz)

Document history

Version	Applied changes	Date of release
	initial release	2018-11-26