



PN7160 NFC ModuleZX80

**Integration Instruction**

Getac Technology Corporation

5F., Building A, No.209, Sec.1 Nangang., Rd., Taipei City Taiwan

## 1. General

The module is not for sale, it is intended solely for use by the grantee. The module is limited to be installed in specific host, Getac, ZX10, ZX10-Ex, ZX10G2, ZX10Y(Y= 10 characters, Y can be 0 to 9, A to Z, a to z, "/", "\", "-", "\_" or blank for marketing purpose) And, the user manual integration instructions are internal confidential manufacturing documents.

## 2. List of applicable FCC rules

This device complies with Part 15.225

Standard	Item
15.203	Antenna Requirement
15.207(a)	Conducted Emissions Voltage
15.225 (a), (b), (c), (d) 15.209	Radiated Emission Limits
15.225(e)	Frequency Stability
15.215(c)	20 dB Bandwidth
CFR 47 Part 15.225 / ANSI C63.10:2013	

## 3. Summarize the specific operational use conditions

This device is for general radio use, PN7160 circuitry should not be modified. Installation of this product is in a fixed location both for indoor and outdoor.

## 4. Limited module procedures

Shielding: Shielding module

Minimum signaling amplitude: 150 mV peak-to-peak

Buffered modulation/data inputs : PN7160 as buffered modulation/data input.

Power supply regulation: PN7160 as the main chip, the chip itself has the function of power supply regulation.

This module is granted as a Limited Modular Approval. When this Module is installed into the end product, a Class II/III Permissive Change or a New FCC ID submission is required to ensure the full compliance of FCC relevant requirements."

## 5. Trace antenna designs

Not Applicable.

## 6. RF exposure considerations

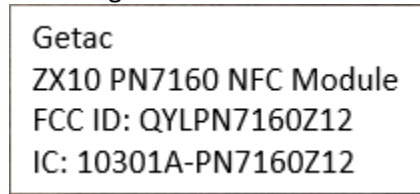
This product meets applicable national SAR limits of 1.6W/kg. This specific maximum SAR values can be found in the section of this user guide. When carrying the product or using it while worn on your body, maintain a distance of 0mm from the body to ensure compliance with RF exposure requirements. Note that the product may be transmitting even if you are not Surfing Internet. Body SAR: xx W/kg

## 7. Antennas

The antenna used for this module, Brand: Smart Approach Co Ltd., Model: SR-RGBTF-001, Type: Loop Antenna which meets the relevant requirements.

## 8. Label and compliance information

The design of Label:



This device complies with part 15 of the FCC Rules. Operation is subject to the following two conditions: (1) This device may not cause harmful interference, and (2) this device must accept any interference received, including interference that may cause undesired operation.

Host manufacturer to confirm compliance with FCC requirements for the transmitter when the module is installed in the host. Must have on the host device a label showing Contains FCC ID: QYLPN7160ZX12 and IC:10301A-PN7160ZX12.

## 9. Information on test modes and additional testing requirements

This module is not tested in a stand-alone configuration.

This Module is limited, requiring the host integrator to perform additional verification testing.


This module has only independent emitters in the Host, and there are no multiple simultaneous emitters.


## 10. Additional testing, Part 15 Subpart B disclaimer

Compliant with Part 15 Subpart B SDoC, After the module has obtained the certification, FCC identification number will be marked on the module body according to the regulations.

The individual module is Compliant with Part 15 Subpart B as an unintentional radiator, this authorization is not inherited by the host.

Appendix – EUT Photo





(要放新的照片)