

1. Photographs of Conducted Emissions Test Configuration

Test Mode: Mode 2

FRONT VIEW




REAR VIEW



2. Photographs of Radiated Emissions Test Configuration

Test Configuration: 30MHz~1GHz / Test Mode: Mode 3

FRONT VIEW




REAR VIEW



Test Configuration: Above 1GHz

For Radiated Emission:

FRONT VIEW




REAR VIEW




For Band Edge Emission / Test Mode: 1T1S Mode

FRONT VIEW




REAR VIEW



For Band Edge Emission / Test Mode: 2T2S, 4T1S, 4T4S Mode

FRONT VIEW



REAR VIEW



————THE END————