

Appendix A. Test Photos

1. Photographs of Conducted Emissions Test Configuration

Test Mode: Mode 1

FRONT VIEW



REAR VIEW



2. Photographs of Radiated Emissions Test Configuration

Test Configuration: 9kHz ~30MHz / Test Mode: Mode 2

FRONT VIEW




REAR VIEW



Test Configuration: 30MHz~1GHz / Test Mode: Mode 2

FRONT VIEW



REAR VIEW




Test Configuration: Above 1GHz

Test Mode 1: EUT 1 + Set 1 Ceiling Mount Omni Antenna / 7 dBi

FRONT VIEW




REAR VIEW




Test Mode 2: EUT 1 + Set 2 Sector Antenna / 6.5 dBi

FRONT VIEW




REAR VIEW




Test Mode 3: EUT 1 + Set 3 Sector Antenna / 5.5 dBi

FRONT VIEW




REAR VIEW




Test Mode 4: EUT 1 + Set 4 Sector Antenna / 7.5 dBi

FRONT VIEW




REAR VIEW




Test Mode 5: EUT 1 + Set 5 Sector Antenna / 4.5 dBi

FRONT VIEW




REAR VIEW




Test Mode 6: EUT 1 + Set 6 Sector Antenna / 4 dBi

FRONT VIEW




REAR VIEW




Test Mode 7: EUT 1 + Set 9 Dipole Antenna / 4.67 dBi

FRONT VIEW




REAR VIEW



Test Mode 8: EUT 2 + Set 10 PIFA Antenna / Chain1:5.84 dBi, Chain2:5.50 dBi, Chain3:5.84 dBi, Chain4:5.65 dBi

FRONT VIEW



REAR VIEW

