

## Cautions and Instructions

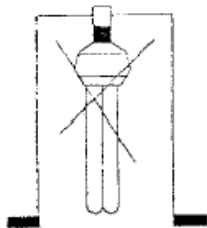
### Handling

Never drop or strike the lamp.  
The lamp should not be disassembled or modified.  
Never hold the glass tube by hand when installing.

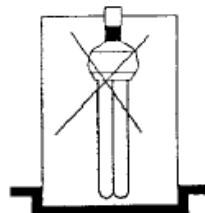


### Fixture

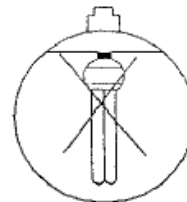
Never use with a dimming circuit or an emergency-light fixture.  
This device is not intended for use with emergency exit fixture or emergency exit lights.  
Not for use with dimmer, electronic timer or photocell devices or occupancy sensor.  
Not for use where exposed to the weather.  
Never use with a closed fixture such as the one shown below.



Without Ventilation Holes



Cover With Ventilation Holes



Glass Globe

### Electric Source

Use only on 120 volt, 60 hertz. If the source voltage rises by 6%, the lamp life may be shortened. If the source voltage drops by 10%, the lamp may not light up. The light output will be lower even after it can light up.  
Never use with a direct current. Otherwise the lamp will stop working.

### Ambience

Use indoors at a room temperature ranging from 5°C to 35°C.  
Never use where water may drop on the lamp. Never use in a humid atmosphere. This is extremely dangerous because it may cause an electric leak.  
Never use in front of or over a room heater. Do not switch on and off frequently. Switching on and off may shorten the lamp service life.  
Make sure that the lamp is firmly screwed into the socket. Otherwise, the lamp may drop or result in an electric disconnection.

### Notes

It takes the lamp about 1 second before it begins to light up. Output rapidly increases and the light fully lights within 30 seconds. The color of the light stabilizes in about 20 minutes.  
In a cold room below 0°C. It may not light up or take even more time to light up. The light output will also be low even after the lamp performance stabilizes.  
When the lamp is switched on, first darkening and specks of mercury may be observed around the tube-end (the base-side and to top ends). But, this is only a normal phenomenon of the lamp and does not indicate a malfunction.  
To prevent risk of a burn, never touch it with bare hands or face while operation.

### Important

A short circuit fuse is built into this lamp. This prevents serious accidents from occurring if the lamp is used incorrectly. No internal parts are available from the lamp manufacturer for repair. If it damaged do not attempt to disassemble or repair the lamp. Serious accidents may occur if a repaired lamp is installed.

**This product may cause interference to radio equipment and should not be installed near maritime safety communications equipment or other critical navigation or communication equipment operating between 0.45-30MHz.**

**Made in China**