

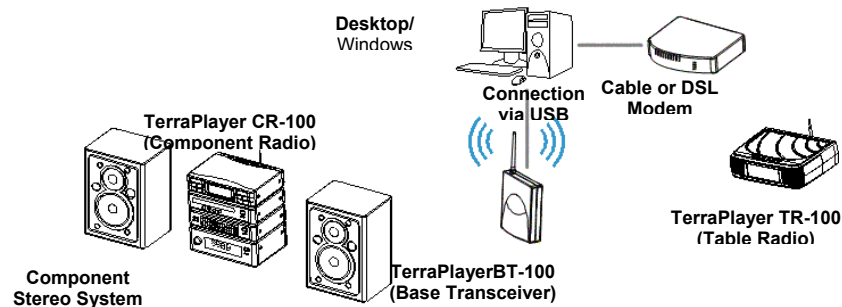
---

# TerraPlayer Theory of Operation

## Introducing the TerraPlayer

---

The TerraPlayer is a wireless, network-connected Digital Audio Jukebox™ with a full-color, graphic interface that provides easy access to your digital music collection. It frees you to listen to digital audio anywhere in and around your home. A wireless link streams audio files from your PC to your TerraPlayer located within a wide transmission range.



There are two components to the system: a TerraPlayer Radio and a TerraPlayer Base. The TerraPlayer BT-100 (Base Transceiver) connects to either a PC (via USB connection) or a group of PCs on a LAN (via an Ethernet connection). It transmits music from the PC to a TerraPlayer Radio.

There are two versions of the TerraPlayer Radio. The TR-100 (Table Radio) has built-in stereo speakers, amplifier, and an AM/FM radio for stand-alone use. The CR-100 (Component Radio) is for component stereo systems, and connects your stereo to a PC.

## Connectivity

- USB or Ethernet

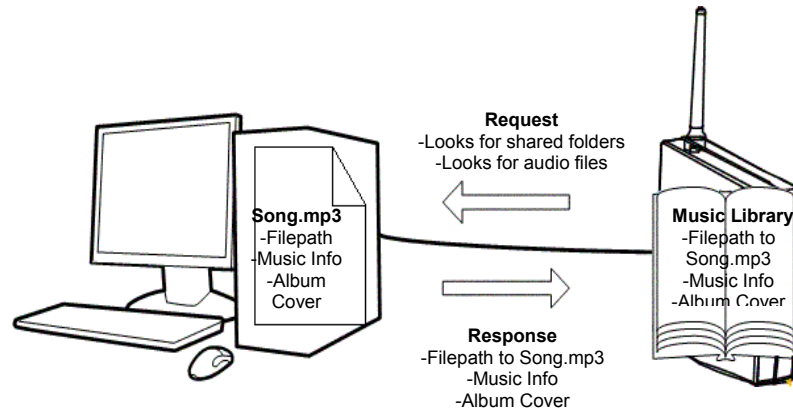
## Windows and TerraPlayer Utility Suite

- PC minimum requirements:
  - 500 MHz or higher processor
  - Windows™ 98 SE, 2000, NT, or XP
  - USB support
  - 128 MB RAM
  - 52 MB free space on hard drive  
(typical per 5,000 albums)

## How it Works

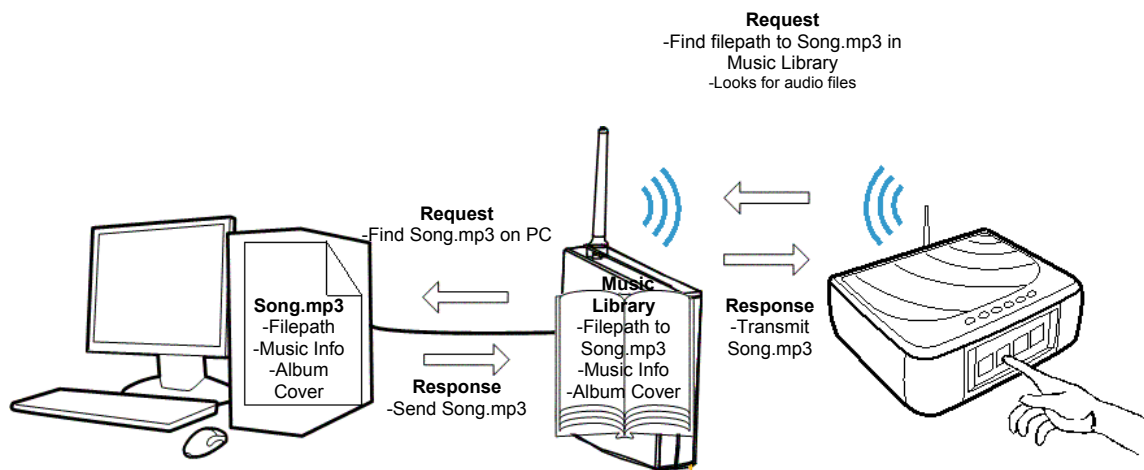
The Base Transceiver, or Base, connects to a single computer (via USB) or network of computers (via Ethernet). When powered up, it checks all connected computers for available shared folders. If it finds a shared folder on a computer, it asks that computer if there are any audio files (.mp3, .wma) or playlists in that folder. If it finds audio files, it stores the Music Information (ID3 tag, metadata),

album cover, and exact location (filepath) of each one. All of this information, but not the audio files themselves, are stored in the Music Library on the Base.



When a TerraPlayer Radio is powered up, it checks to see if it can communicate with the Base. A Radio must be registered with a Base to communicate. For packaged Base/Radio sets, this is done at the factory. Additional TerraPlayer Radios purchased separately must be manually registered.

Once they connect, the TerraPlayer Radio asks the Base for a download of the Music Library. The Music Library is transferred to internal memory in the TerraPlayer where it is displayed on the Radio's touchscreen display. The TerraPlayer Radio uses the album cover as an icon representing the audio file(s). The information is presented in various ways to make it easy to locate and select music by Genre, Artist, Album, or Song Title.



The actual audio files stay on your computer(s). The only time music moves from your computer to the TerraPlayer is when the Base transmits audio files from the computer to the Radio at time of playback.