



PHOTOS - TEST SETUP


Company: Novanta Corporation

Product Name: M7E-TERA module

Report No.: BLYK08 – FCC & ISED Test Setup Photos

1. Test Setup Photographs


1.1.1. Test Setup



RF Conducted Test Setup

**Novanta provided Declaration of Similarity letter between the M7E-TERA and M7E-MEGA. Because of this, the data collected for the M7E-TERA was used for the M7E-MEGA and all test setup photos are from the M7E-TERA. Declaration of Similarity has been placed at the end of each test report.


1.1.2. Test Setup - RE#1 - Radiated Emissions - 3m Chamber



Digital Emissions 1GHz-18GHz




Digital Emissions 30MHz-1GHz




Dipole Antenna 1-18GHz



Dipole Antenna 30MHz-1GHz



Panel Antenna 1-18GHz



Panel Antenna 30MHz-1GHz



575 Boulder Court
Pleasanton, California 94566, USA
Tel: +1 (925) 462 0304
Fax: +1 (925) 462 0306
www.micomlabs.com