





Photographs of the Test Setup

Model: WC0006A


Radiated Emission Below 30MHz



Radiated Emission Above 30MHz



Conducted Emission



MPE

