

Internal Photos

FIGURE 1
Energy Saving Lamp
Cover Removed




FIGURE 2
Energy Saving Lamp
Cover Removed



FIGURE 3
Energy Saving Lamp
Cover Removed



FIGURE 4
Energy Saving Lamp
Main Board (Component Side)




FIGURE 5
Energy Saving Lamp
Main Board (Soldered Side)




FIGURE 6
Energy Saving Lamp
Main Board (Component Side)




FIGURE 7
Energy Saving Lamp
Main Board (Soldered Side)




FIGURE 8
Energy Saving Lamp
Main Board (Component Side)




FIGURE 9
Energy Saving Lamp
Main Board (Soldered Side)




FIGURE 10
Energy Saving Lamp
Main Board (Component Side)



FIGURE 11
Energy Saving Lamp
Main Board (Soldered Side)



FIGURE 12
Energy Saving Lamp
Main Board (Component Side)




FIGURE 13
Energy Saving Lamp
Main Board (Soldered Side)



FIGURE 14
Energy Saving Lamp
Main Board (Component Side)



FIGURE 15
Energy Saving Lamp
Main Board (Soldered Side)



FIGURE 16
Energy Saving Lamp
Main Board (Component Side)




FIGURE 17
Energy Saving Lamp
Main Board (Soldered Side)

