

## Annex E: Internal photographs of the EUT

Photo No. 1:




Photo No. 2:




Photo No. 3:




Photo No. 4: 25 kW Magnetron





Photo No. 5: 25 kW Magnetron



Photo No. 6: 25 kW Magnetron



Photo No. 7: AC in, fuses and AC filter




Photo No. 8: type label




Photo No. 9: type label





Photo No. 10: PSU




Photo No. 11: PSU board




Photo No. 12: PSU, type label





Photo No. 13: IP RADAR Controller (IPRC), circulator and receiver




Photo No. 14: IP RADAR Controller (IPRC)






Photo No. 15: IP RADAR Controller (IPRC), type label



Photo No. 16: circulator, limiter, low noise receiver front end and receiver






Photo No. 17: receiver, type label

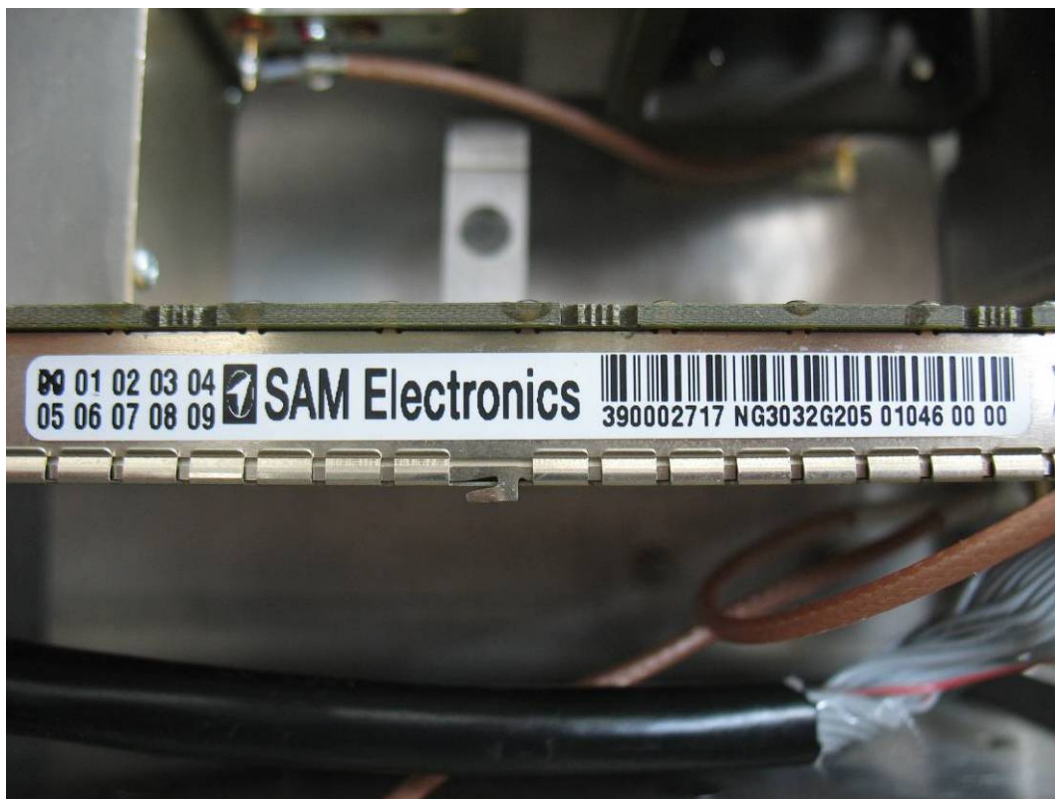


Photo No. 18: pulse modulator




Photo No. 19: pulse modulator, type label



Photo No. 20: HV transformer






Photo No. 21: HV transformer, type label

