

## Annex D: Photographs of the test setup

Photo No. 1: radiated spurious emissions up to 12 GHz




Photo No. 2: radiated spurious emissions up to 12 GHz




Photo No. 3: conducted measurements, spurious emissions (with stub tuner)






Photo No. 4: conducted measurements, spurious emissions > 15 GHz




Photo No. 5: conducted measurements, spurious emissions up to 40 GHz

