Appendix 9.

Antenna specification

480-5 Shin-dong, Yeongtong-gu, Suwon-city, Gyunggi-do, 443-390, Korea
82 31 336 9919 (Main) 82 31 336 4767 (Fax)
This test report shall not be reproduced except in full, Without the written approval.

4.2. GAIN DATA

3D-Gain Data

Summary | **Multiple Frequency** | Multiple Cut | 3D-View | Reserved
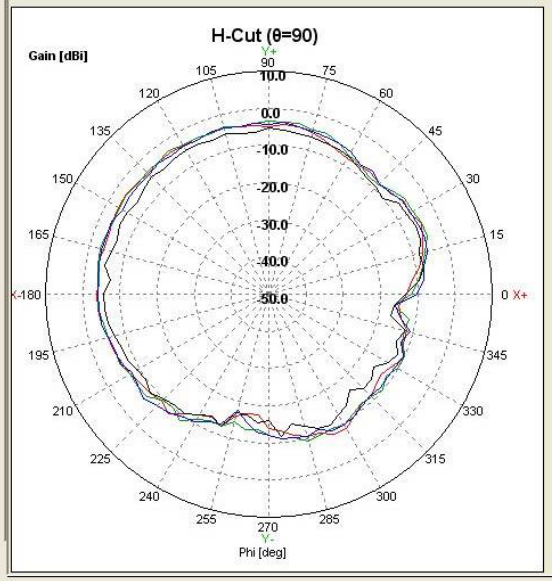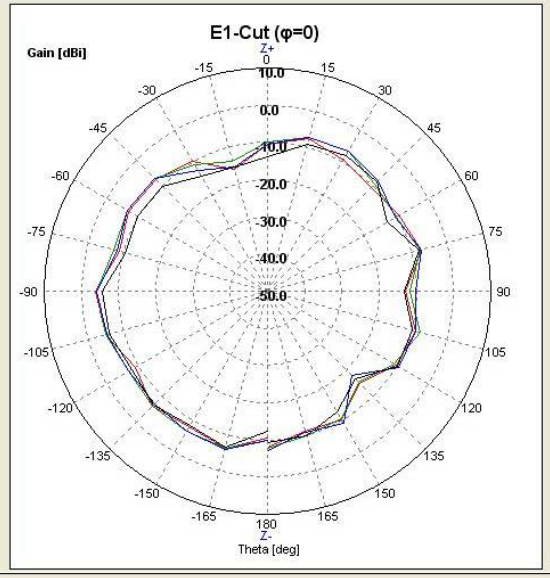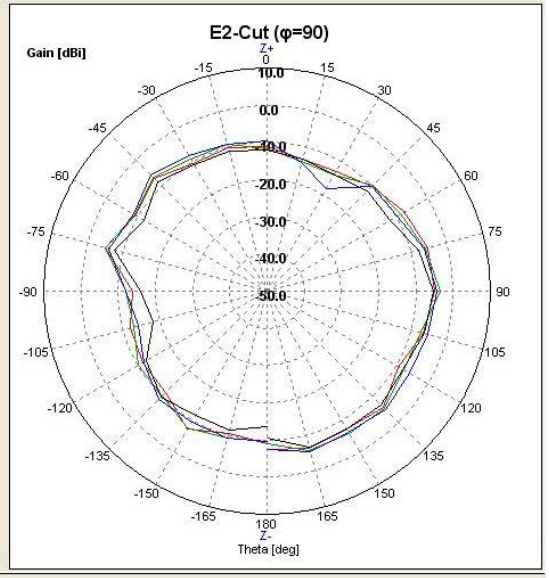
		PwrSum					H(θ=90)				E1(φ=0)				E2(φ=90)			
No.	Freq.	Eff.[%]	Avg.[dBi]	Peak[dBi]	θ[deg]	φ[deg]	Avg.[dBi]	Peak[dBi]	φ[deg]	BW[deg]	Avg.[dBi]	Peak[dBi]	θ[deg]	BW[deg]	Avg.[dBi]	Peak[dBi]	θ[deg]	BW[deg]
4	2400.000	15.55	-8.08	-3.21	90.00	145.00	-6.60	-3.21	145.00	135.38	-8.34	-3.66	-90.00	29.91	-8.29	-4.95	90.00	55.09
5	2425.000	17.06	-7.68	-3.05	90.00	165.00	-6.25	-3.05	165.00	136.94	-7.87	-3.99	-90.00	92.66	-7.86	-3.43	90.00	30.18
6	2450.000	16.84	-7.74	-3.35	90.00	155.00	-6.47	-3.35	155.00	147.37	-7.96	-4.22	-90.00	90.96	-7.83	-4.46	90.00	999.00
7	2485.000	11.83	-9.27	-4.15	105.00	145.00	-8.28	-5.29	170.00	151.32	-9.32	-5.48	-90.00	89.01	-9.51	-5.37	90.00	98.90