



USER'S MANUAL AND INSTALLATION GUIDE


ARM



In normal mode: press key  for 0.5" to arm and lock, confirmed by one light flash and one siren beep.


During driving: press key  for 2" to lock and arm in driving, confirmed by one light flash and one siren beep.

In alarming mode: press key  to stop alarming.


DISARM



In normal mode: press key  to disarm and unlock, confirmed by two siren beeps and two light flashes.

During driving: if the car was armed in driving, press key  for 0.5" to unlock and disarm, confirmed by two siren beeps and two light flashes; if the car was not armed in driving, press key  for 2" to unlock, confirmed by the same indicator.


In armed or alarming mode: press key  to unlock and disarm, which is confirmed by two siren beeps and two light flashes. If it was not triggered within 30", the system will rearm automatically; however if it was triggered within 30", the system will completely disarm.

MUTE ARMING/ TRUNK RELEASE

After pressing key  for 0.5", if some other key was pressed again within 5", the latter operation will not be confirmed by siren.

In any status, trunk release will be activated by pressing key  for 2".
During alarming, pressing key  will stop alarming.

PANIC MODE

In any status, pressing key  for 2" will activate panic function. In this mode, the siren will go off with light flashing. Press any key again to release from this mode.

AUXILIARY OUTPUT

In any status, press key  +  simultaneously to activate auxiliary output.