




## 13. TEST SETUP PHOTOGRAPHS




**Figure 13-1**  
**Test Setup for Wireless Device**



**Figure 13-2**  
**Test Setup for Wireless Device**

<b>FCC ID:</b> QMNRM-347		<b>HAC (T-COIL) TEST REPORT</b>		<b>Reviewed by:</b> Quality Manager
<b>Filename:</b> 0711081271.QMN	<b>Test Dates:</b> November 15 - 17, 2007	<b>EUT Type:</b> Cellular/PCS CDMA Phone with Bluetooth and EvDO		Page 36 of 37



Axial



Radial H (Transverse)

Radial V (Longitudinal)

**Figure 13-3**

**T-Coil Scan Overlay Magnetic Field Distributions**

Note: Final measurement locations are indicated by a cursor on the contour plots.

FCC ID: QMNRM-347		HAC (T-COIL) TEST REPORT		Reviewed by: Quality Manager
Filename: 0711081271.QMN	Test Dates: November 15 - 17, 2007	EUT Type: Cellular/PCS CDMA Phone with Bluetooth and EvDO		Page 37 of 37