




## 13. TEST SETUP PHOTOGRAPHS



**Figure 13-1**  
**Test Setup for Wireless Device**





**Figure 13-2**  
**Test Setup for Wireless Device**

<b>FCC ID:</b> QMNRM-155	 <b>PCTEST</b>	<b>C63.19-2006 v3.12 §6 HAC TEST REPORT</b>	 <b>NOKIA</b>	<b>Reviewed by:</b> Quality Manager
<b>Filename:</b> 0607210626	<b>Test Dates:</b> July 24 - 25, 2006	<b>EUT Type:</b> Dual-Band CDMA Phone with Bluetooth	Page 35 of 36	



**Figure 13-3**  
**T-Coil Scan Overlay Magnetic Field Distributions**

Note: Measurement location indicated by the cursor.

<b>FCC ID:</b> QMNRM-155		<b>C63.19-2006 v3.12 §6 HAC TEST REPORT</b>		<b>Reviewed by:</b> Quality Manager
<b>Filename:</b> 0607210626	<b>Test Dates:</b> July 24 - 25, 2006	<b>EUT Type:</b> Dual-Band CDMA Phone with Bluetooth		Page 36 of 36
© 2006 PCTEST Engineering Laboratory, Inc.				v1.5n