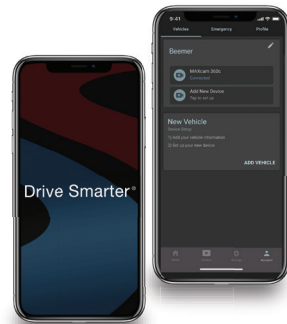


## Download and Connect to Drive Smarter®

- A** Power on the MAX 360c MKII.
- B** Download and Install the Drive Smarter® app on your smartphone.
- C** After registering your account in the Drive Smarter® app, press the Account button and then select “Add New Device”.

Note: the first time you run the app, you will be prompted to register a new account.

- D** Follow the prompts in the Drive Smarter® app to connect MAX 360c MKII and your mobile Wi-Fi hotspot.



drivesmarter.com/downloads

## Troubleshooting Tips

If your unit is not operating properly, please follow these troubleshooting steps:

- Make sure the power cord is properly connected to your MAX 360c MKII
- Make sure the socket of your vehicle's cigarette lighter or 12V accessory port is clean and free of corrosion
- Make sure the power cord's adapter is firmly seated in the socket of the cigarette lighter or 12V accessory port and the power LED is on

For detailed and up-to-date FAQs, please visit <https://support.escortradar.com>

### FCC Part 15.19 Warning Statement

FCC ID:QKLM13C. Contains FCC ID:VPYLBEE59B1LV THIS DEVICE COMPLIES WITH PART 15 OF THE FCC RULES. OPERATION IS SUBJECT TO THE FOLLOWING TWO CONDITIONS: (1) THIS DEVICE MAY NOT CAUSE HARMFUL INTERFERENCE, AND (2) THIS DEVICE MUST ACCEPT ANY INTERFERENCE RECEIVED INCLUDING INTERFERENCE THAT MAY CAUSE UNDESIRABLE OPERATION.

FCC NOTE: Modifications not expressly approved by the manufacturer could void the user's FCC granted authority to operate the equipment.

### FCC Part 15.21 Warning Statement

**NOTE:** THE GRANTEE IS NOT RESPONSIBLE FOR ANY CHANGES OR MODIFICATIONS NOT EXPRESSLY APPROVED BY THE PARTY RESPONSIBLE FOR COMPLIANCE. SUCH MODIFICATIONS COULD VOID THE USER'S AUTHORITY TO OPERATE THE EQUIPMENT.

### FCC Part 15.105(b) Warning Statement

**NOTE:** This equipment has been tested and found to comply with the limits for a Class B digital device, pursuant to part 15 of the FCC Rules. These limits are designed to provide reasonable protection against harmful interference in a residential installation. This equipment generates uses and can radiate radio frequency energy and, if not installed and used in accordance with the instructions, may cause harmful interference to radio communications. However, there is no guarantee that interference will not occur in a particular installation. If this equipment does cause harmful interference to radio or television reception, which can be determined by turning the equipment off and on, the user is encouraged to try to correct the interference by one or more of the following measures:

- Reorient or relocate the receiving antenna.
- Increase the separation between the equipment and receiver.
- Connect the equipment into an outlet on a circuit different from that to which the receiver is connected.
- Consult the dealer or an experienced radio/TV technician for help.

# ESCORT MAX 360c MKII

## RADAR / LASER DETECTOR



## QUICK START GUIDE

# Thank you for purchasing the new ESCORT® MAX 360c MKII

## Download Drive Smarter® to Get Started

With the Drive Smarter® app you can get advance warning of laser and radar alerts from other connected detectors, easily adjust your features, alerts, and settings on any supported device, and update your device software through the app. Download today!



[drivesmarter.com/downloads](http://drivesmarter.com/downloads)

Full manual available at: [www.escortradar.com/manuals](http://www.escortradar.com/manuals)



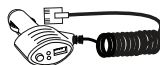
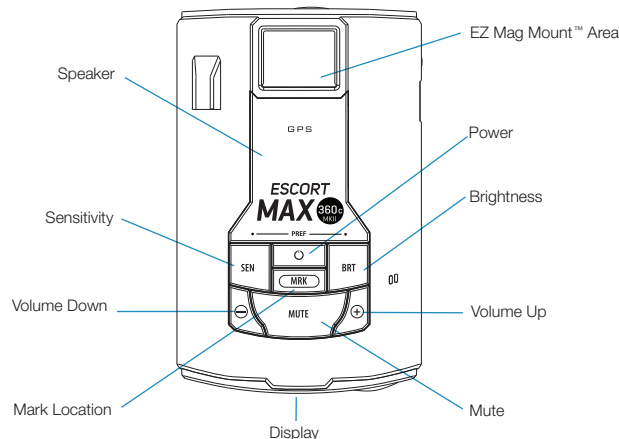
©2022 ESCORT Inc. ESCORT®, MAX 360c MKII®, Defender®, AutoLearn®, TrueLock™, AutoSensitivity™, SpecDisplay™, ExpertMeter™, IVT Filter™, SmartMute™ and EZ Mag Mount™ are trademarks of ESCORT, Inc. DRIVE SMARTER® IS A REGISTERED TRADEMARK OF CEDAR ELECTRONICS CORPORATION. APPLE AND THE APPLE LOGO ARE TRADEMARKS OF APPLE INC., REGISTERED IN THE U.S. AND OTHER COUNTRIES. APP STORE IS A SERVICE MARK OF APPLE INC. ANDROID, GOOGLE PLAY, AND THE GOOGLE PLAY LOGO ARE TRADEMARKS OF GOOGLE INC. THE BLUETOOTH® WORD MARK AND LOGOS ARE REGISTERED TRADEMARKS OWNED BY BLUETOOTH SIG, INC. AND ANY USE OF SUCH MARKS BY ESCORT INC IS UNDER LICENSE. SONY AND EXMOR ARE TRADEMARKS OF SONY CORPORATION. AMBARELLA, AND THE AMBARELLA LOGO ARE TRADEMARKS OF AMBARELLA, INC. ALL OTHER BRANDS, PRODUCT NAMES AND COMPANY NAMES ARE TRADEMARKS OF THEIR RESPECTIVE OWNERS.

## Regular Updates for the Best Performance

**IMPORTANT:** We provide regular software updates to keep your device performing at its best, every day.

If your MAX 360c MKII is connected to Wi-Fi, you will be prompted to update your software whenever there is a new version available.

If you do not have a Wi-Fi hotspot to connect your detector to, your MAX 360 MKII can be updated using a Mini USB cable and our Detector Tools Pro software available at [www.escortradar.com/detectortools](http://www.escortradar.com/detectortools).



SmartCord USB  
0010056-1



EZ Mag Mount™  
0020081-1



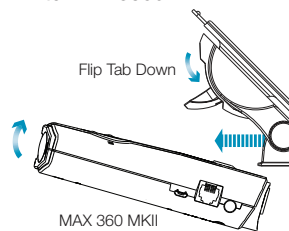
Carry Case  
0010045-2



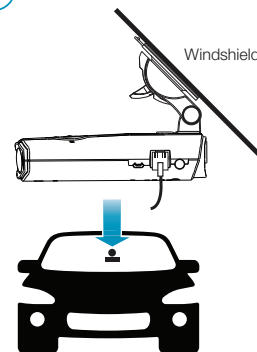
Quick Start  
Guide

## Mounting to the Windshield

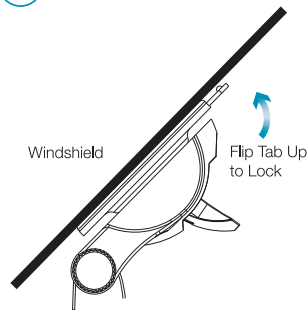
- 1 Attach EZ Mag Mount™ to MAX 360c MKII



- 2 Mount



- 3 Lock Mount



- 4 Connect and Power On

