



CAUTION - ELECTRICALLY OPERATED PRODUCT:


Not recommended for children under 8 years of age. As with all electric products, precautions should be observed during handling and use to prevent electric shock.

8+

Instruction Manual

Spin Racer

CHECK TO MAKE SURE CONTENTS ARE COMPLETE:



R/C Spin Racer™ X1



Reflective sticker X1



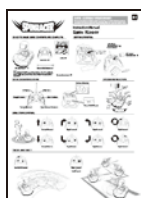
Controller X1



Retractable Antenna x 1



sticker X1

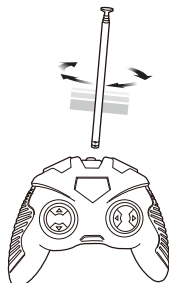


Instruction manual X1

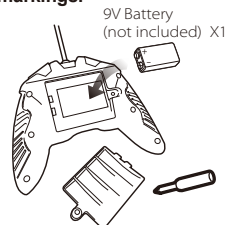
NOTE:
THE ANTENNA PROVIDED IS A UNIQUE ANTENNA. BY INSTALLATION OF UNAUTHORIZED ANTENNA TO THIS EQUIPMENT, SUCH UNAUTHORIZED INSTALLATION COULD VOID THE USER'S AUTHORITY TO OPERATE THE EQUIPMENT.

GETTING STARTED:

1 Assemble Antenna to Controller.

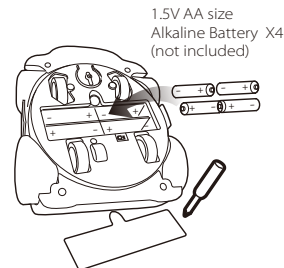


2 Install a 9V battery in Controller. Make sure to follow the correct positive (+) and negative (-) polarities with the corresponding markings.



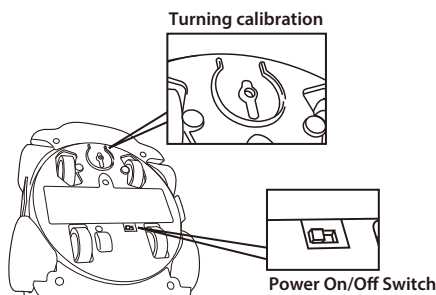
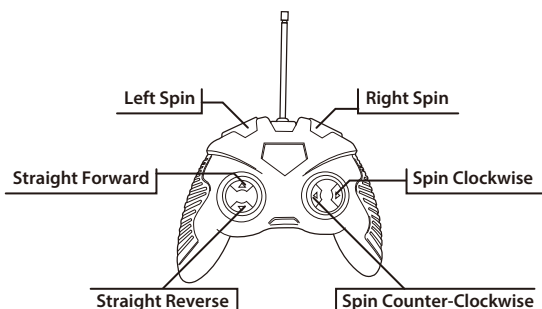
9V Battery (not included) X1

3 Install 1.5V batteries in Spin Racer. Make sure to follow the correct positive (+) and negative (-) polarities with the corresponding markings.

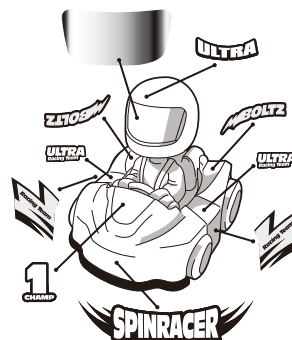


1.5V AA size Alkaline Battery X4 (not included)

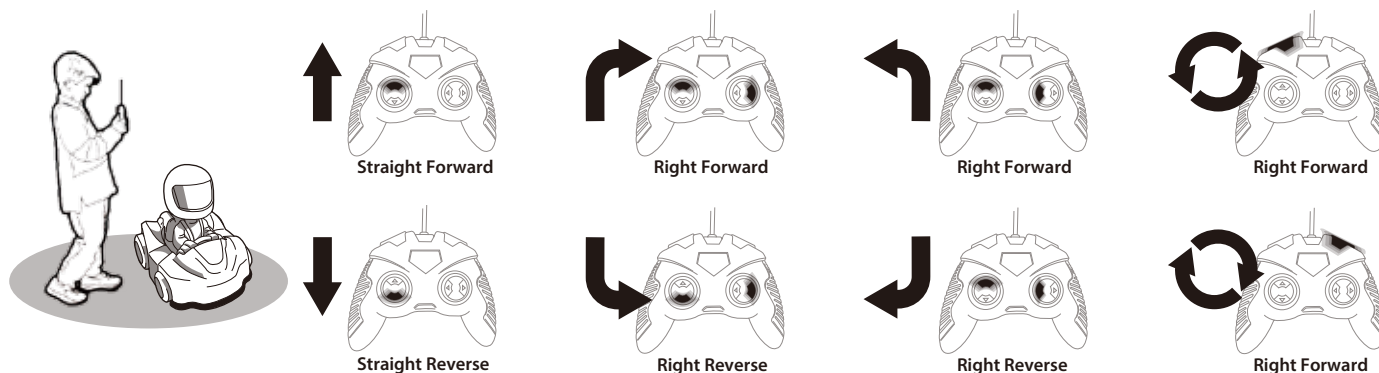
DETAILS IDENTIFICATION:



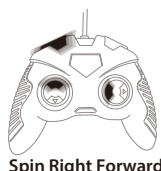
STICKER INSTRUCTION:



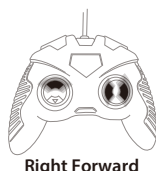
DIRECTION CONTROL:





TRICKS AND DRIFT:



Spin Right Forward



Right Forward + Left Forward



IMPORTANT SAFETY INFORMATION:

- Always turn R/C Spin Racer™ OFF before trying to pick it up.
- Keep the spinning wheels clear from body parts, clothings, and hairs at all times.
- Keep fingers away from spinning wheels.
- Always drive on dry, clean and flat surfaces.
- Adult supervision is recommended during use.
- Adult supervision required at all times during use.

BATTERY SAFETY INFORMATION:

- Batteries should always be replaced by an adult.
- Do not mix old and new batteries.
- Do not mix alkaline, standard(Carbon-Zinc), or rechargeable(Nickel-Cadmium or Nickel Metal Hydride) batteries.
- Non-rechargeable batteries are not to be recharged.
- Rechargeable batteries are to be removed from the toy before being charged(if removable).
- Rechargeable batteries are only to be charged under adult supervision(if removable).
- Different types of batteries or new and used batteries are not to be mixed.
- Only batteries of the same or equivalent type as recommended are to be used.
- Batteries are to be inserted with the correct polarity.
- Exhausted batteries are to be removed from the toy.
- The supply terminals are not to be short-circuited.
- Do not dispose of battery in fire. Battery may explode or leak as a result.
- Remove batteries from the toy before prolonged storage.
- Dispose of used batteries properly.
- Batteries should be recycled or disposed of as per state and local guidelines.
- Please retain this information for future reference.

FCC/EMC REQUIREMENTS:

This device complies with part 15 of FCC rules. Operation is subject to the following two conditions: (1) this device may not cause harmful interference, and (2) this device must accept any interference received, including interference that may cause undesired operation.

Note : This equipment has been tested and found to comply with the limits for a Class B digital device, pursuant to Part 15 of the FCC Rules. These limits are designed to provide reasonable protection against harmful interference in a residential installation. This equipment generates, uses and can radiate radio frequency energy and, if not installed and used in accordance with the instructions, may cause harmful interference to radio communications. However, there is no guarantee that interference will not occur in a particular installation. If this equipment does cause harmful interference to radio or television reception, which can be determined by turning the equipment off and on, the user is encouraged to try to correct the interference by one or more of the following measures:

- Reorient or relocate the receiving antenna.
- Increase the separation between the equipment and receiver.
- Connect the equipment into an outlet on a circuit different from that to which the receiver is connected.
- Consult the dealer or an experienced radio/TV technician for help.

Warning: Changes or modifications to this unit not expressly approved by the party responsible for compliance could void the user's authority to operate the equipment.

Product and colors may vary.

Carefully read the provided instruction manual as it contains important information.

Conform to product safety standard ASTM and EN71 regulatory requirements.

Please retain this information for future reference.



ViRZTEX Company Ltd.
1505-7, Chinachem Golden Plaza,
77 Mody Road, Tsimshatsui East,
Kowloon, Hong Kong
All rights reserved.



Hereby, ViRZTEX Company Ltd.,
declares that this R/C SPIN RACER™
is in compliance with the essential
requirements and other relevant
provision of Directive 1999/5/EC.



If at any time in the future you should need to dispose of this product please note that waste electrical products should not be disposed of with household waste. Please recycle where facilities exist. Check with your local authority or retailer for recycling advice.(Waste Electrical and Electronic Equipment Directive)

MADE IN CHINA