



ANNEX 1 – EXTERNAL PHOTOGRAPHS OF EQUIPMENT UNDER (Transmitter & Antenna Units) Photo #1
Pulse Ekko Pro (50 MHz, 100 MHz and 200 MHz), Model No.: TLF
FCC ID: QJQ-PE-PRO-TLF




ANNEX 1 – EXTERNAL PHOTOGRAPHS OF EQUIPMENT UNDER (Transmitter & Antenna Units) Photo #2
Pulse Ekko Pro (50 MHz, 100 MHz and 200 MHz), Model No.: TLF

FCC ID: QJQ-PE-PRO-TLF




ANNEX 1 – EXTERNAL PHOTOGRAPHS OF EQUIPMENT UNDER (Transmitter & Antenna Units) Photo #3
Pulse Ekko Pro (50 MHz, 100 MHz and 200 MHz), Model No.: TLF
FCC ID: QJQ-PE-PRO-TLF
Pulse Ekko 100 with 200 MHz Antenna



ANNEX 1 – EXTERNAL PHOTOGRAPHS OF EQUIPMENT UNDER (Transmitter & Antenna Units) Photo #4
Pulse Ekko Pro (50 MHz, 100 MHz and 200 MHz), Model No.: TLF
FCC ID: QJQ-PE-PRO-TLF



ANNEX 1 – EXTERNAL PHOTOGRAPHS OF EQUIPMENT UNDER (Transmitter & Antenna Units) Photo #5
Pulse Ekko Pro (50 MHz, 100 MHz and 200 MHz), Model No.: TLF
FCC ID: QJQ-PE-PRO-TLF
Pulse Ekko 100 with 100 MHz Antenna





ANNEX 1 – EXTERNAL PHOTOGRAPHS OF EQUIPMENT UNDER (Transmitter & Antenna Units) Photo #7
Pulse Ekko Pro (50 MHz, 100 MHz and 200 MHz), Model No.: TLF
FCC ID: QJQ-PE-PRO-TLF
Pulse Ekko 100 with 50 MHz Antenna



ANNEX 1 – EXTERNAL PHOTOGRAPHS OF EQUIPMENT UNDER (Transmitter & Antenna Units) Photo #8


Pulse Ekko Pro (50 MHz, 100 MHz and 200 MHz), Model No.: TLF

FCC ID: QJQ-PE-PRO-TLF

ANNEX 1 – EXTERNAL PHOTOGRAPHS OF EQUIPMENT UNDER (Transmitter & Antenna Units) Photo #9
Pulse Ekko Pro (50 MHz, 100 MHz and 200 MHz), Model No.: TLF FCC ID: QJQ-PE-PRO-TLF



View of connector on bottom of transmitter



View of connector on antenna.

