eurofins | Product Service

FCC TEST REPORT

FCC 47 CFR Part 15C
Industry Canada RSS-247

Digital transmission systems operating within the 2400 – 2483.5 MHz band

Report Reference No. ..... :	G0M-1607-5772-TFC247BL-V02
Testing Laboratory ..... :	Eurofins Product Service GmbH
Address ..... :	Storkower Str. 38c 15526 Reichenwalde Germany
Accreditation ..... :	A2LA Accredited Testing Laboratory, Certificate No.: 1983.01 FCC Filed Test Laboratory, Reg.-No.: 96970 IC OATS Filing assigned code: 3470A
Applicant's name ..... :	FALCOM GmbH
Address ..... :	Gewerbering 6 98704 Langewiesen GERMANY
Test specification:	
Standard..... :	47 CFR Part 15C RSS-247, Issue 1, 2015-05
Test scope…….. ..... :	partial Radio compliance test
Equipment under test (EUT):	
Product description	UMTS/GSM/GPS-Device
Model No.	FOX3-KMD
Additional Model(s)	None
Brand Name(s)	None
Hardware version	O_102_Rev02b
Firmware / Software version	3.0.4
	FCC-ID: QIXFOX3-KMD IC: 5383A-FOX3KMD
Test result	**Passed**

Possible test case verdicts:

- neither assessed nor tested ..... : N/N
- required by standard but not appl. to test object ..... : N/A
- required by standard but not tested ..... : N/T
- not required by standard for the test object ..... : N/R
- test object does meet the requirement ..... : P (Pass)
- test object does not meet the requirement ..... : F (Fail)

Testing:

Test Lab Temperature ..... : 20 – 23 °C

Test Lab Humidity ..... : 32 – 38 %

Date of receipt of test item ..... : 2016-07-28

Date (s) of performance of tests ..... : 2016-09-27 – 2016-10-14

Compiled by ..... : Burkhard Pudell

Tested by (+ signature) ..... : Burkhard Pudell .....
(Responsible for Test)

Approved by (+ signature) ..... : Christian Weber .....
(Head of Lab)

Date of issue ..... : 2017-01-19

Total number of pages ..... : 73

General remarks:

The test results presented in this report relate only to the object tested.
The results contained in this report reflect the results for this particular model and serial number. It is the responsibility of the manufacturer to ensure that all production models meet the intent of the requirements detailed within this report.

This report shall not be reproduced, except in full, without the written approval of the Issuing testing laboratory.

Additional comments:

Test case reduction on radiated measurements only is based on the requirements for host integration for full modular approved transmitter modules (KDB 996369 D02) used by the EUT. The EUT uses a module with full modular approval according to FCC and IC rules. For details about the radio module see EUT description in section 1.

Version History

Version	Issue Date	Remarks	Revised by
01	2016-10-27	Initial Release	
02	2017-01-19	Test scope and test remarks corrected	C. Weber

REPORT INDEX

1 EQUIPMENT (TEST ITEM) DESCRIPTION 5

1.1 Photos – Equipment External 7
1.2 Photos – Equipment internal 9
1.3 Photos – Test setup 10
1.4 Supporting Equipment Used During Testing 11
1.5 Test Modes 12
1.6 Test Equipment Used During Testing 13
1.7 Sample emission level calculation 14

2 RESULT SUMMARY 15

3 TEST CONDITIONS AND RESULTS 16

3.1 Test Conditions and Results – Occupied Bandwidth 16
3.2 Test Conditions and Results – Transmitter radiated emissions 20
3.3 Test Conditions and Results – Receiver radiated emissions 22

ANNEX A Transmitter radiated spurious emissions 24
ANNEX B Receiver radiated spurious emissions 64

1 Equipment (Test item) Description

Description	UMTS/GSM/GPS-Device	
Model	FOX3-KMD	
Additional Model(s)	None	
Brand Name(s)	None	
Serial number	None	
Hardware version	O_102_Rev02b	
Software / Firmware version	3.0.4	
PMN	Keyless-Mobility Device	
HVIN	FOX3-KMD	
FVIN	none	
HMN	none	
FCC-ID	QIXFOX3-KMD	
IC	5383A-FOX3KMD	
Equipment type	End product	
Radio type	Transceiver	
Radio technology	Bluetooth 4.0 Low Energy	
Operating frequency range	2402 - 2480 MHz	
Assigned frequency band	2400 - 2483.5 MHz	
Main test frequencies	F_{LOW}	2402 MHz
	F_{MID}	2440 MHz
	F_{HIGH}	2480 MHz
Spreading	Frequency Hopping	
Modulations	GFSK	
Number of channels	40	
Channel spacing	2MHz	
Number of antennas	1	
Radio module	Type	BT single mode module
	Model	BlueMod+S
	Manufacturer	Stollmann / Telit
	HW Version	V1
	SW Version	V1
	FCC-ID	RFRMS
	IC	4957A-MS
Antenna	Type	integrated
	Model	part of radio module
	Manufacturer	part of radio module
	Gain	part of radio module

Manufacturer	FALCOM GmbH Gewerbering 6 98704 Langewiesen GERMANY	
Power supply	V_{NOM}	10.8 - 32.0 VDC
	V_{MIN}	N/R
	V_{MAX}	N/R
AC/DC-Adaptor	none	

1.1 Photos – Equipment External

EUT TOP


EUT BOTTOM


EUT FRONT

1.2 Photos – Equipment internal

EUT PCB TOP


EUT PCB BOTTOM


1.3 Photos – Test setup

RSE Setup


1.4 Supporting Equipment Used During Testing

Product Type*	Device	Manufacturer	Model No.	Comments
None				

***Note:** Use the following abbreviations:

AE : Auxiliary/Associated Equipment, or

SIM : Simulator (Not Subjected to Test)

CABL : Connecting cables

1.5 Test Modes

Mode #	Description	
Transmit	General conditions:	EUT powered by laboratory power supply.
	Radio conditions:	Mode = standalone transmit Spreading = Hopping stopped (single hopping channel) Modulation = GFSK Data rate = 1 Mbps Bandwidth = 2 MHz Duty cycle = 100 % Power level = Maximum
Receive	General conditions:	EUT powered by laboratory power supply.
	Radio conditions:	Mode = standalone receive Spreading = On Modulation = GFSK

1.6 Test Equipment Used During Testing

Measurement Software			
Description	Manufacturer	Name	Version
EMC Test Software	Dare Instruments	Radimation	2015.2.4

Occupied Bandwidth					
Description	Manufacturer	Model	Identifier	Cal. Date	Cal. Due
Spectrum Analyzer	R&S	FSP 30	EF00312	2016-02	2017-02

Radiated spurious emissions					
Description	Manufacturer	Model	Identifier	Cal. Date	Cal. Due
Semi-anechoic chamber	Frankonia	AC 1	EF00062	-	-
Spectrum Analyzer	R&S	FSIQ26	EF00242	2016-04	2017-04
Biconical Antenna	R&S	HK 116	EF00012	2016-05	2019-05
LPD Antenna	R&S	HL 223	EF00187	2016-05	2019-05
Horn Antenna	R&S	BBHA 9120	EF01153	2016-07	2017-07
LPD Antenna	R&S	AT4560	EF00302	2016-01	2017-01

1.7 Sample emission level calculation

The following is a description of terms and a sample calculation, as appears in the radiated emissions data table. The numbers used in the calculation are for example only. There is no direct correlation to the specific data taken for the product described in this document:

Reading:

This is the reading obtained on the spectrum analyzer in dBµV. Any external preamplifiers used are taken into account through internal analyzer settings.

A.F.:

This is the antenna factor for the receiving antenna. It is a conversion factor, which converts electric fields strengths to voltages, which can be measured directly on the spectrum analyzer. It is treated as a loss in dB. Cable losses have been included with the A.F. to simplify the calculations. The antenna factor is used in calculations as follows:

Reading on Analyzer (dBµV) + A.F. (dB) = Net field strength (dBµV/m)

Net:

This is the net field strength measurement (as shown above).

Limit:

This is the FCC Class B radiated emission limit (in units of dBµV/m). The FCC limits are given in units of µV/m. The following formula is used to convert the units of µV/m to dBµV/m:

Limit (dBµV/m) = 20*log (µV/m)

Margin:

This is the margin of compliance below the FCC limit. The units are given in dB. A negative margin indicates the emission was below the limit. A positive margin indicates that the emission exceeds the limit.

Example only:

Reading	+	AF	=	Net Reading	:	Net reading - FCC limit = Margin
21.5 dBµV	+	26 dB	=	47.5 dBµV/m	:	47.5 dBµV/m - 57.0 dBµV/m = -9.5 dB

2 Result Summary

FCC 47 CFR Part 15C, IC RSS-247				
Product Specific Standard Section	**Requirement – Test**	**Reference Method**	**Result**	**Remarks**
RSS-Gen 6.6	Occupied Bandwidth	ANSI C63.10	N/R	Informational only
FCC § 15.247(a)(2) IC RSS-247 § 5.2	6dB Bandwidth	ANSI C63.10	N/T	
FCC § 15.247(b)(3) IC RSS-247 § 5.4	Maximum peak conducted power	ANSI C63.10	N/T	
FCC § 15.247(e) IC RSS-247 § 5.2	Power spectral density	ANSI C63.10	N/T	
47 CFR 15.207 IC RSS-247 § 3.1	AC power line conducted emissions	ANSI C63.4	N/T	
FCC § 15.247(d) IC RSS-247 § 5.5	Band edge compliance	ANSI C63.10	N/T	
FCC § 15.247(d) IC RSS-247 § 5.5	Conducted spurious emissions	ANSI C63.10	N/T	
FCC § 15.247(d) FCC § 15.209 IC RSS-247 § 5.5	Transmitter radiated spurious emissions	ANSI C63.10	PASS	
IC RSS-247 § 3.1	Receiver radiated spurious emissions	ANSI C63.10	PASS	
Remarks:				

3 Test Conditions and Results

3.1 Test Conditions and Results – Occupied Bandwidth

Occupied Bandwidth acc. to IC RSS-Gen		**Verdict: PASS**
Test according to measurement reference	Reference Method	
	ANSI C63.10	
Test frequency range	Tested frequencies	
	F_{LOW} / F_{MID} / F_{HIGH}	
Limits		
None (Informational only)		
Test setup		

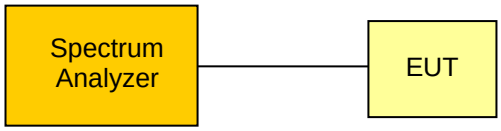

Test procedure

1. EUT set to test mode (Communication tester is used if needed)
2. Span set to at least twice the emission spectrum
3. Resolution bandwidth set to 1 % of span
4. Occupied Bandwidth (99 %) measurement with spectrum analyzer built in measurement function

Test results

Channel	Frequency [MHz]	Mode	Occupied Bandwidth [MHz]
F_{LOW}	2402	Transmit	1.028
F_{MID}	2442	Transmit	1.028
F_{HIGH}	2480	Transmit	0.998

Comments:

Occupied Bandwidth – F_{LOW}

Occupied Bandwidth acc. to RSS-Gen

Project Number: G0M-1607-5772

Applicant:	FALCOM GmbH
EUT Name:	UMTS/GSM/GPS-Device
Model:	FOX3-KMD
Test Site:	Eurofins Product Service GmbH
Operator:	Burkhard Pudell
Test Conditions:	Tnom / Vnom
Mode:	Tx, BT-BLE, CH: 0, 2402 MHz, GFSK
Test Date:	2016-10-06
Verdict:	NONE (INFORMATION ONLY)
Note 1:	A spectrum analyzer with an integrated 99% power bandwidth function is used
Note 2:	OBW= 1.028 MHz

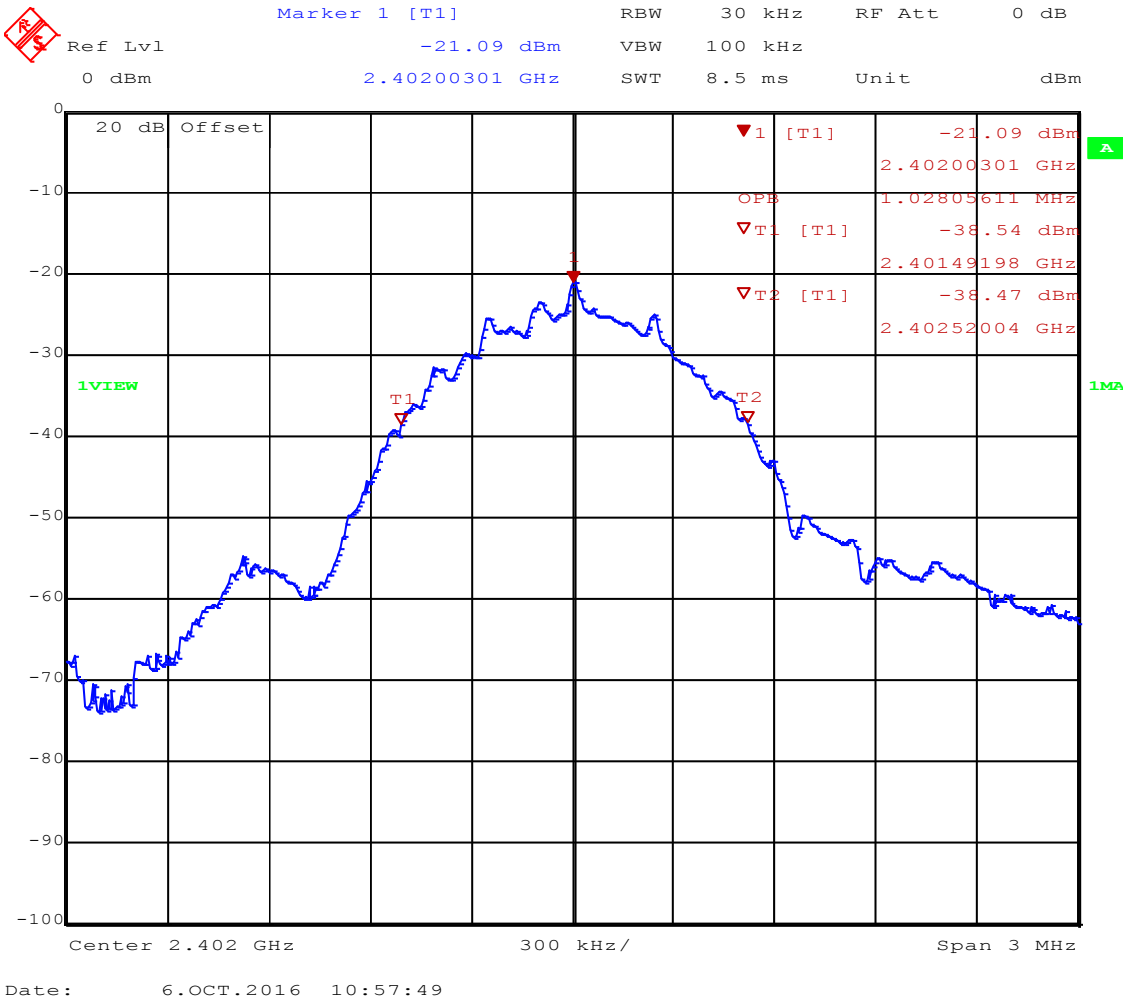

Occupied Bandwidth – F_{MID}

Occupied Bandwidth acc. to RSS-Gen

Project Number: G0M-1607-5772

Applicant:	FALCOM GmbH
EUT Name:	UMTS/GSM/GPS-Device
Model:	FOX3-KMD
Test Site:	Eurofins Product Service GmbH
Operator:	Burkhard Pudell
Test Conditions:	Tnom / Vnom
Mode:	Tx, BT-BLE, CH: 19, 2440 MHz, GFSK
Test Date:	2016-10-06
Verdict:	NONE (INFORMATION ONLY)
Note 1:	A spectrum analyzer with an integrated 99% power bandwidth function is used
Note 2:	OBW= 1.028 MHz

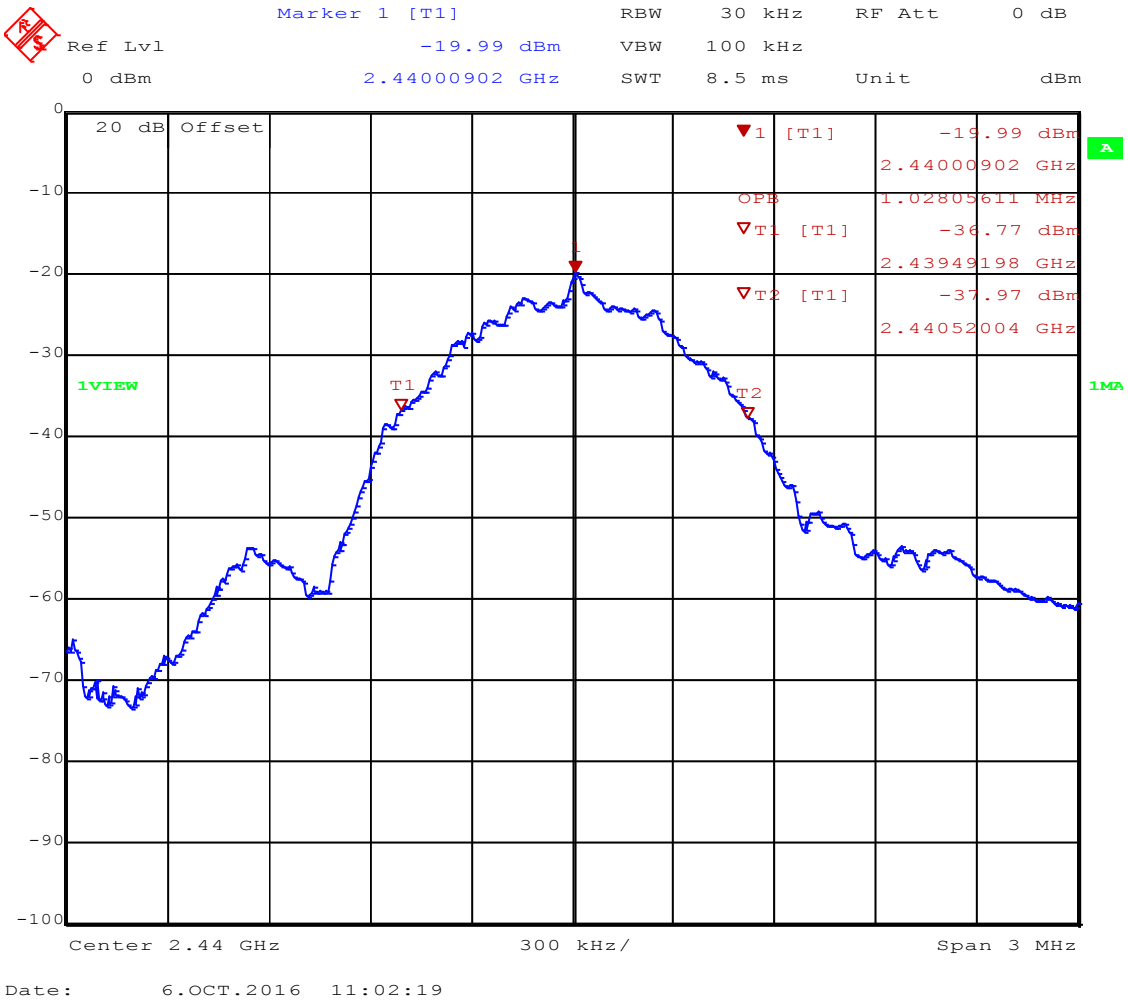

Occupied Bandwidth – F_{HIGH}

Occupied Bandwidth acc. to RSS-Gen

Project Number: G0M-1607-5772

Applicant:	FALCOM GmbH
EUT Name:	UMTS/GSM/GPS-Device
Model:	FOX3-KMD
Test Site:	Eurofins Product Service GmbH
Operator:	Burkhard Pudell
Test Conditions:	Tnom / Vnom
Mode:	Tx, BT-BLE, CH: 39, 2480 MHz, GFSK
Test Date:	2016-10-06
Verdict:	NONE (INFORMATION ONLY)
Note 1:	A spectrum analyzer with an integrated 99% power bandwidth function is used
Note 2:	OBW= 0.998 MHz

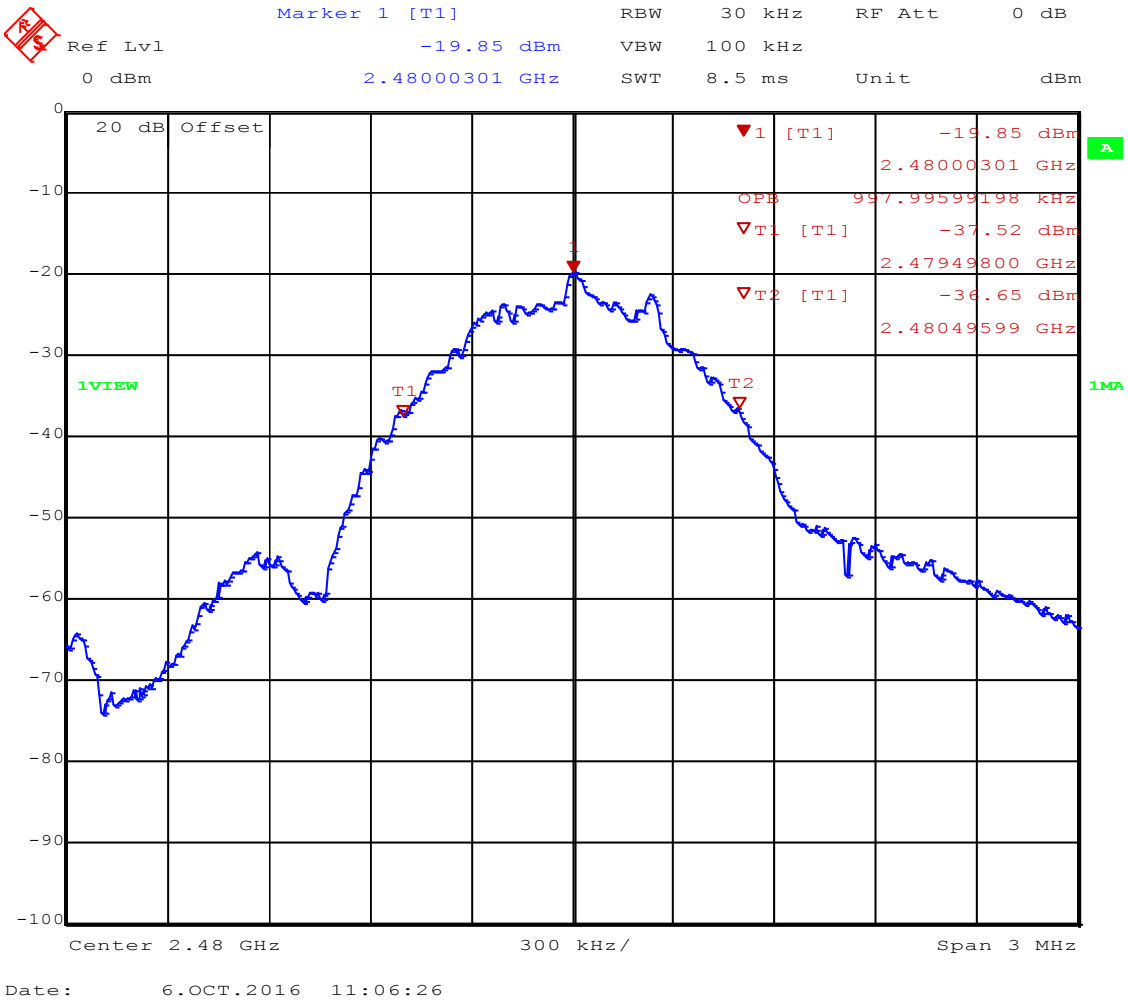

3.2 Test Conditions and Results – Transmitter radiated emissions

Transmitter radiated emissions acc. to FCC 47 CFR 15.247 / IC RSS-247				**Verdict: PASS**
Test according referenced standards		Reference Method		
		FCC 15.247(d) / IC RSS-247 5.5		
Test according to measurement reference		Reference Method		
		ANSI C63.10		
Test frequency range		Tested frequencies		
		30 MHz – 10th Harmonic		
Limits				
Frequency range [MHz]	Detector	Limit [µV/m]	Limit [dBµV/m]	Limit Distance [m]
30 – 88	Quasi-Peak	100	40	3
88 – 216	Quasi-Peak	150	43.5	3
216 – 960	Quasi-Peak	200	46	3
960 – 1000	Quasi-Peak	500	54	3
> 1000	Average	500	54	3
Radiated emissions which fall in the restricted bands, as defined in Section 15.205(a), must also comply with the radiated emission limits specified in Section 15.209(a) (see Section 15.205(c)). When average radiated emission measurements are specified, including average emission measurements below 1000 MHz, there also is a limit on the peak level of the radio frequency emissions. The limit on peak radio frequency emissions is 20 dB above the maximum permitted average emission limit applicable to the equipment under test.				
Test setup				

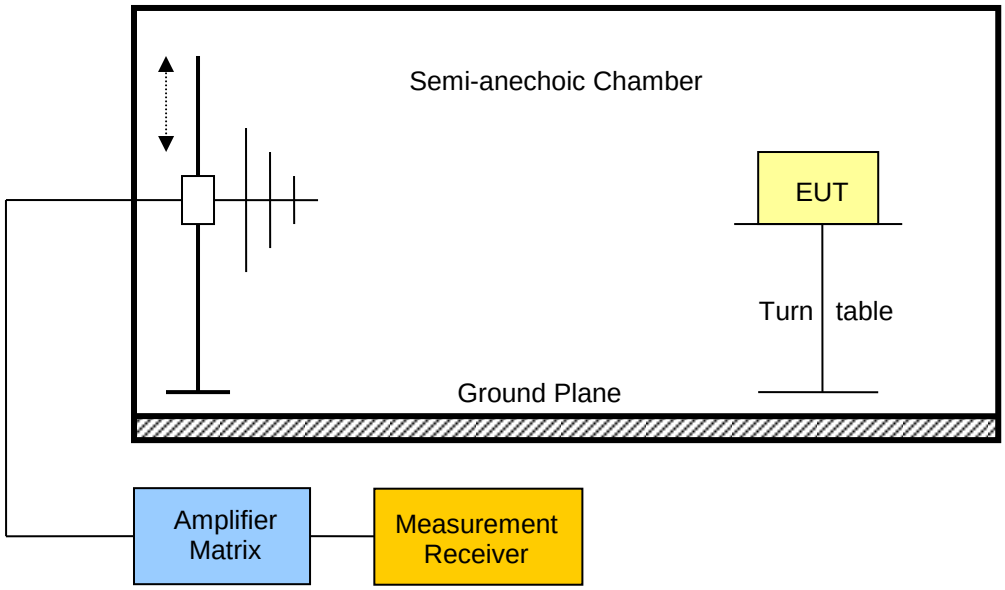

Test procedure
1. EUT set to test mode (Communication tester is used if needed) 2. Span it set according to measurement range 3. Resolution bandwidth below 1 GHz is set according to CISPR 16 with peak/quasi-peak detector and RBW of 1 MHz with peak/average detector is used above 1 GHz 4. Markers are set to peak emission levels within restricted bands

Test results

Channel	Frequency [MHz]	Mode	Emission [MHz]	Level [dbµV/m]	Det.	Pol.	Limit [dbµV/m]	Limit dist. [m]*	Margin [dB]
F_{LOW}	2402	Transmit	No significant spurious emissions						
F_{MID}	2442	Transmit	7.327	52.43	PK	Ver	74	3	-21.57
F_{HIGH}	2480	Transmit	No significant spurious emissions						

Comments: * Physical distance between EUT and measurement antenna.

3.3 Test Conditions and Results – Receiver radiated emissions

Receiver radiated emissions acc. to IC RSS-247				**Verdict: PASS**
Test according referenced standards	Reference Method			
	IC RSS-247 3.1			
Test according to measurement reference	Reference Method			
	ANSI C63.10			
Test frequency range	Tested frequencies			
	30 MHz – 5th Harmonic			
EUT test mode	Receive			
Limits				
Frequency range [MHz]	Detector	Limit [µV/m]	Limit [dBµV/m]	Limit Distance [m]
30 – 88	Quasi-Peak	100	40	3
88 – 216	Quasi-Peak	150	43.5	3
216 – 960	Quasi-Peak	200	46	3
960 – 1000	Quasi-Peak	500	54	3
> 1000	Average	500	54	3
Test setup				

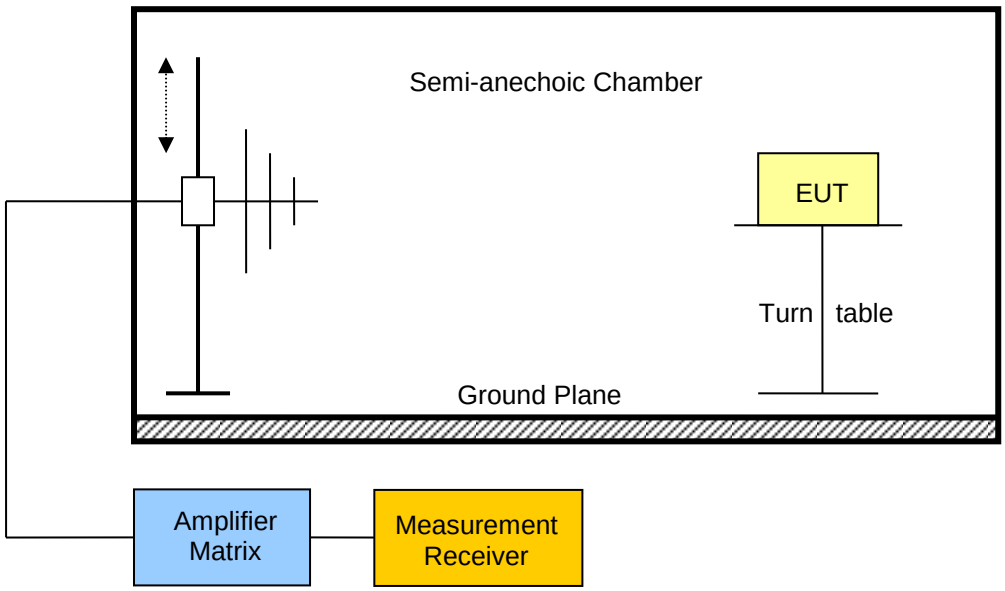

Test procedure
1. EUT set to receive mode (Communication tester is used if needed) 2. Span it set according to measurement range 3. Resolution bandwidth below 1 GHz is set according to CISPR 16 with peak/quasi-peak detector and RBW of 1 MHz with peak/average detector is used above 1 GHz 4. Markers are set to peak emission levels

Test results

Channel	Frequency [MHz]	Emission [MHz]	Emission Level [dbµV/m]	Polarisation	Det.	Limit [dbµV/m]	Margin [dbµV/m]
F_{MID}	2440	106.02	33.50	ver	pk	43.50	-9.96 dB
F_{MID}	2440	868.16	41.40	ver	pk	46.00	-4.6 dB
F_{MID}	2440	880.88	41.10	ver	pk	46.00	-4.87 dB
F_{MID}	2440	901.58	42.20	hor	pk	46.00	-3.84 dB
F_{MID}	2440	910.1	41.80	ver	pk	46.00	-4.21 dB
F_{MID}	2440	917.96	40.40	hor	pk	46.00	-5.55 dB

Comments:
* Physical distance between EUT and measurement antenna.
** Emission level corresponds to ambient noise floor

ANNEX A Transmitter radiated spurious emissions

Spurious emissions according to FCC part 15 Subpart C § 15.247

Project number: G0M-1607-5772

Applicant:	FALCOM GmbH
EUT Name:	UMTS/GSM/GPS-Device
Model:	FOX3-KMD
Test Site:	Eurofins Product Service GmbH
Operator:	Mr. Pudell
Test Conditions:	Tnom: 24°C, Vnom: 12.0V DC
Antenna:	Rohde & Schwarz HK 116, Horizontal
Measurement distance:	3 m
Mode:	TX; BT-BLE, CH: 0, 2402 MHz, GFSK; ANT integral
Test Date:	2016-10-14
Note:	EUT horizontal

Index 93

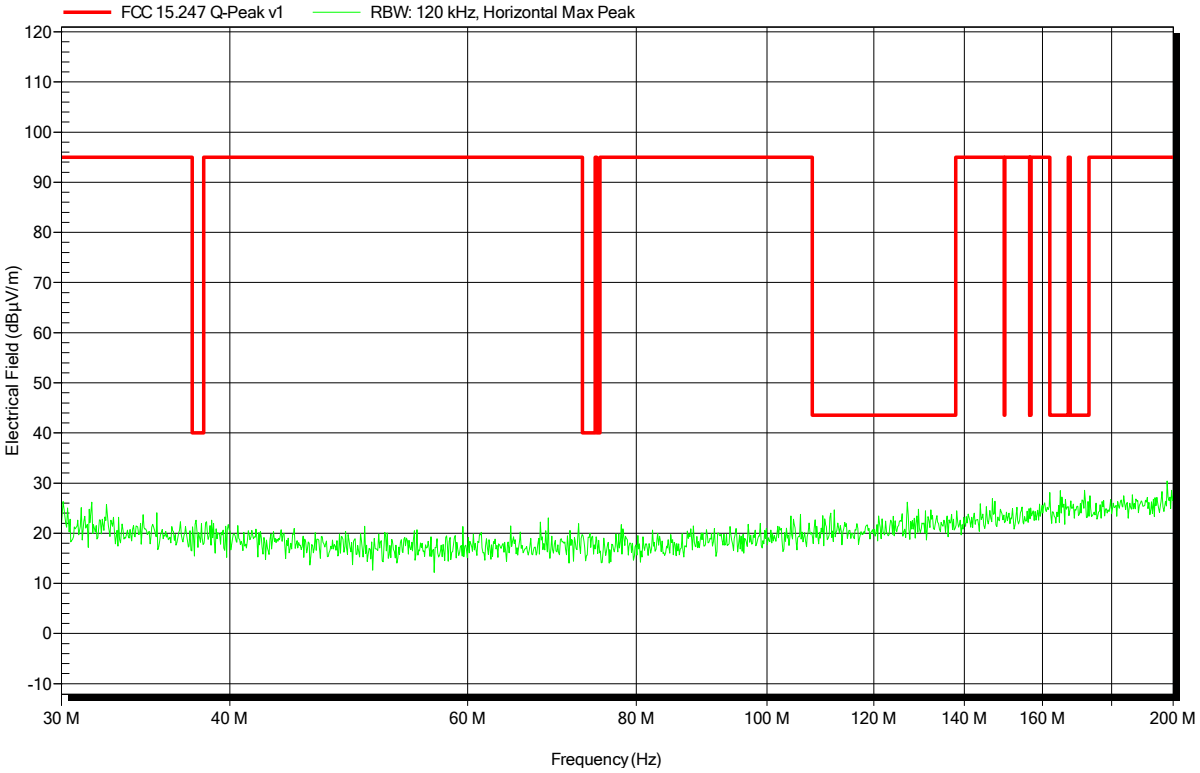

Spurious emissions according to FCC part 15 Subpart C § 15.247

Project number: G0M-1607-5772

Applicant:	FALCOM GmbH
EUT Name:	UMTS/GSM/GPS-Device
Model:	FOX3-KMD
Test Site:	Eurofins Product Service GmbH
Operator:	Mr. Pudell
Test Conditions:	Tnom: 24°C, Vnom: 12.0V DC
Antenna:	Rohde & Schwarz HK 116, Vertical
Measurement distance:	3 m
Mode:	TX; BT-BLE, CH: 0, 2402 MHz, GFSK; ANT integral
Test Date:	2016-10-14
Note:	EUT horizontal

Index 88

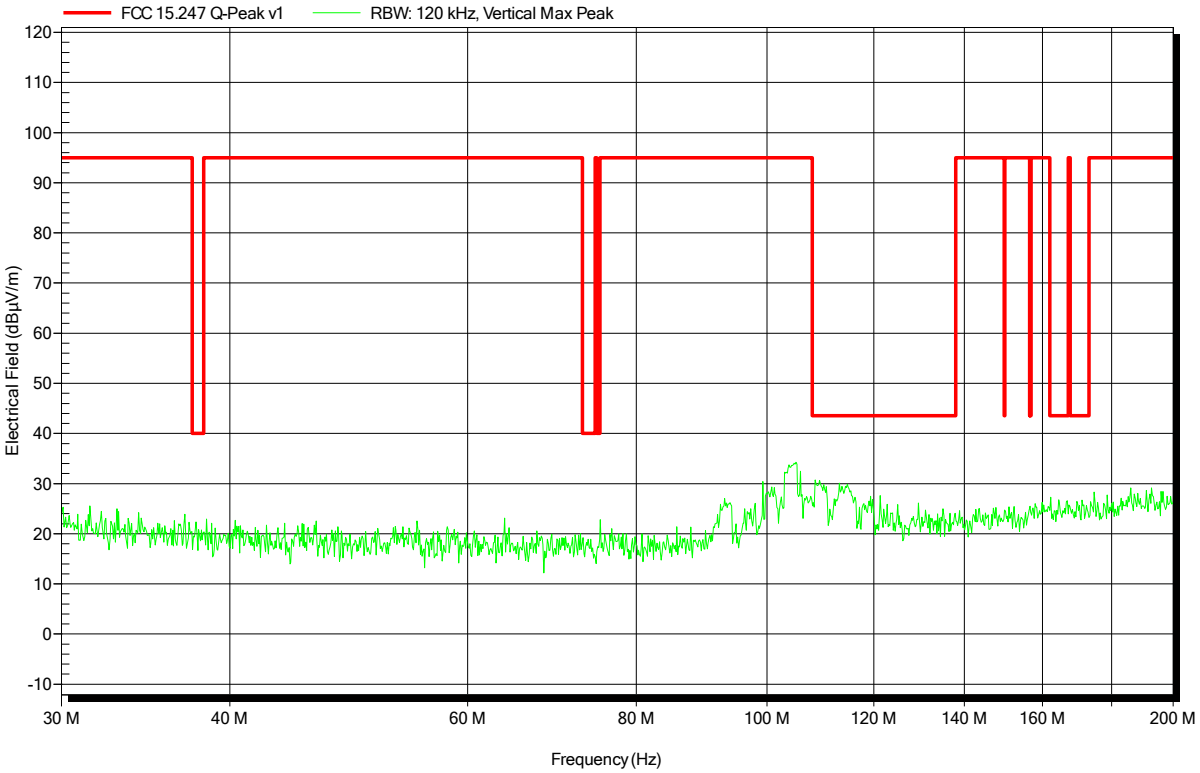

Spurious emissions according to FCC part 15 Subpart C § 15.247

Project number: G0M-1607-5772

Applicant:	FALCOM GmbH
EUT Name:	UMTS/GSM/GPS-Device
Model:	FOX3-KMD
Test Site:	Eurofins Product Service GmbH
Operator:	Mr. Pudell
Test Conditions:	Tnom: 24°C, Vnom: 12.0V DC
Antenna:	Rohde & Schwarz HK 116, Horizontal
Measurement distance:	3 m
Mode:	TX; BT-BLE, CH: 19, 2440 MHz, GFSK; ANT integral
Test Date:	2016-10-14
Note:	EUT horizontal

Index 92

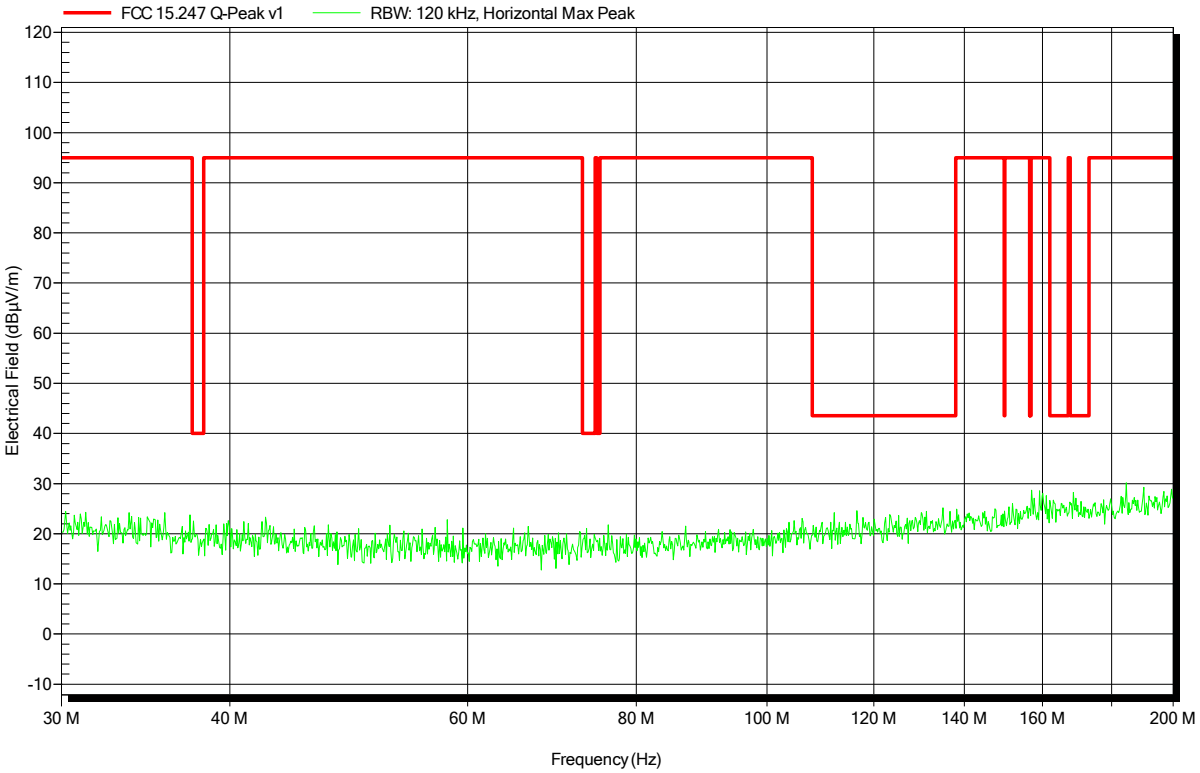

Spurious emissions according to FCC part 15 Subpart C § 15.247

Project number: G0M-1607-5772

Applicant:	FALCOM GmbH
EUT Name:	UMTS/GSM/GPS-Device
Model:	FOX3-KMD
Test Site:	Eurofins Product Service GmbH
Operator:	Mr. Pudell
Test Conditions:	Tnom: 24°C, Vnom: 12.0V DC
Antenna:	Rohde & Schwarz HK 116, Vertical
Measurement distance:	3 m
Mode:	TX; BT-BLE, CH: 19, 2440 MHz, GFSK; ANT integral
Test Date:	2016-10-14
Note:	EUT horizontal

Index 89

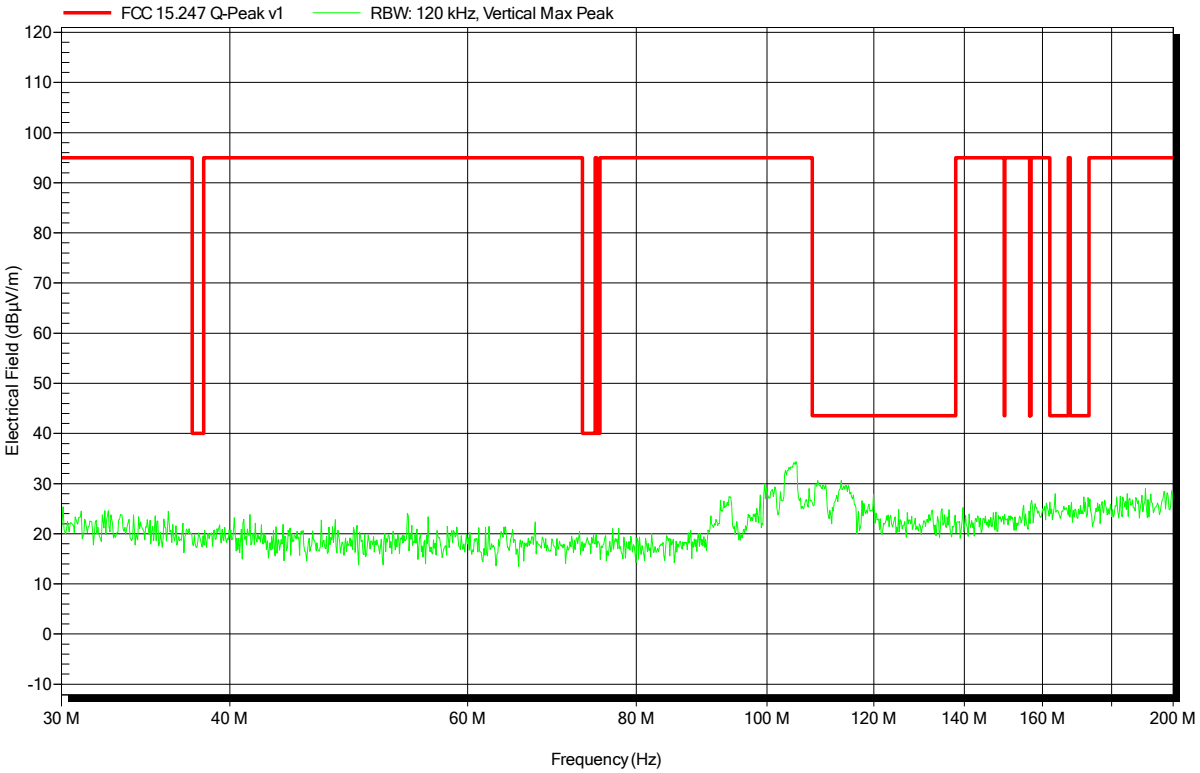

Spurious emissions according to FCC part 15 Subpart C § 15.247

Project number: G0M-1607-5772

Applicant:	FALCOM GmbH
EUT Name:	UMTS/GSM/GPS-Device
Model:	FOX3-KMD
Test Site:	Eurofins Product Service GmbH
Operator:	Mr. Pudell
Test Conditions:	Tnom: 24°C, Vnom: 12.0V DC
Antenna:	Rohde & Schwarz HK 116, Horizontal
Measurement distance:	3 m
Mode:	TX; BT-BLE, CH: 39, 2480 MHz, GFSK; ANT integral
Test Date:	2016-10-14
Note:	EUT horizontal

Index 91

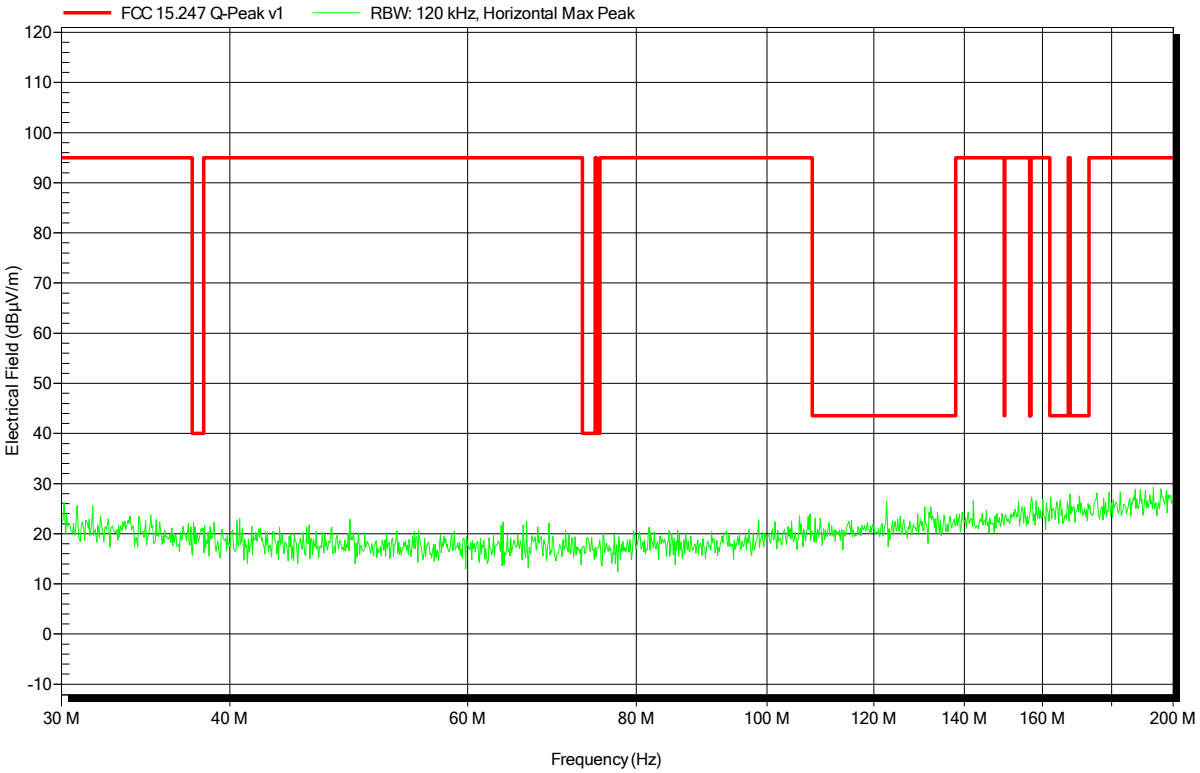

Spurious emissions according to FCC part 15 Subpart C § 15.247

Project number: G0M-1607-5772

Applicant:	FALCOM GmbH
EUT Name:	UMTS/GSM/GPS-Device
Model:	FOX3-KMD
Test Site:	Eurofins Product Service GmbH
Operator:	Mr. Pudell
Test Conditions:	Tnom: 24°C, Vnom: 12.0V DC
Antenna:	Rohde & Schwarz HK 116, Vertical
Measurement distance:	3 m
Mode:	TX; BT-BLE, CH: 39, 2480 MHz, GFSK; ANT integral
Test Date:	2016-10-14
Note:	EUT horizontal

Index 90

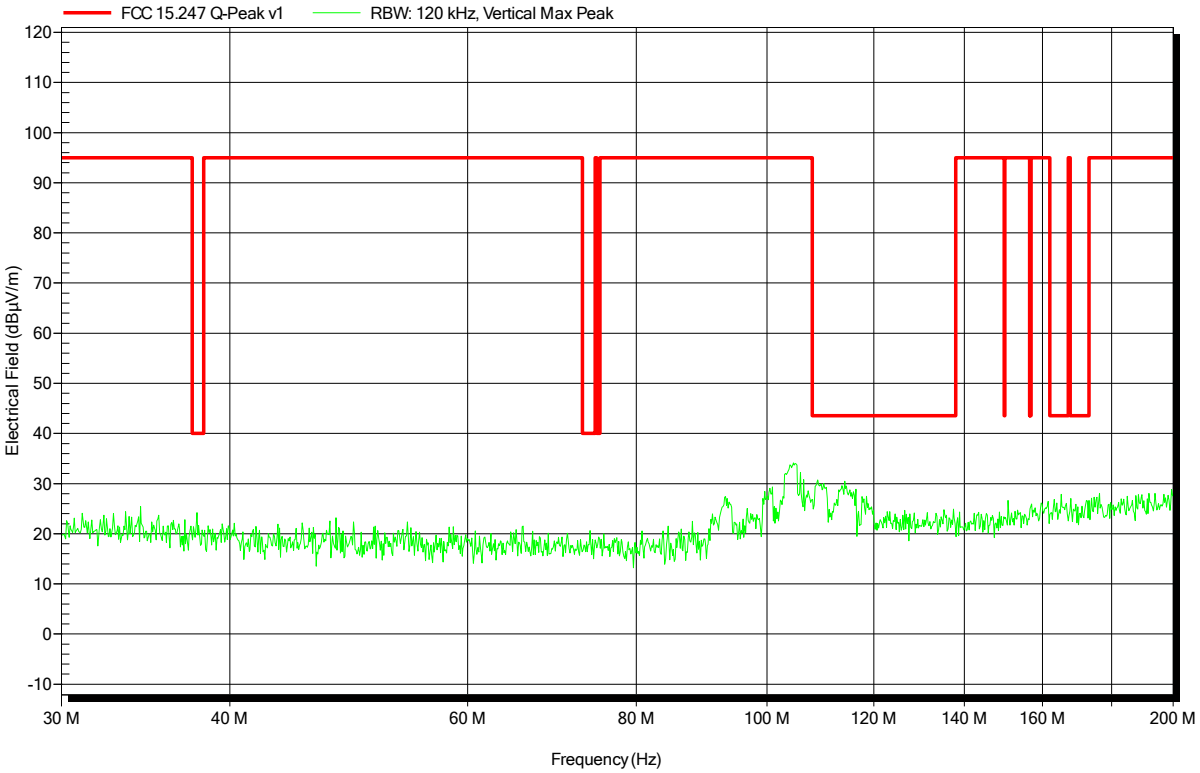

Spurious emissions according to FCC part 15 Subpart C § 15.247

Project number: G0M-1607-5772

Applicant:	FALCOM GmbH
EUT Name:	UMTS/GSM/GPS-Device
Model:	FOX3-KMD
Test Site:	Eurofins Product Service GmbH
Operator:	Mr. Pudell
Test Conditions:	Tnom: 24°C, Vnom: 12.0V DC
Antenna:	Rohde & Schwarz HL 223, Vertical
Measurement distance:	3 m
Mode:	TX; BT-BLE, CH: 0, 2402 MHz, GFSK; ANT integral
Test Date:	2016-10-14
Note:	EUT horizontal

Index 82

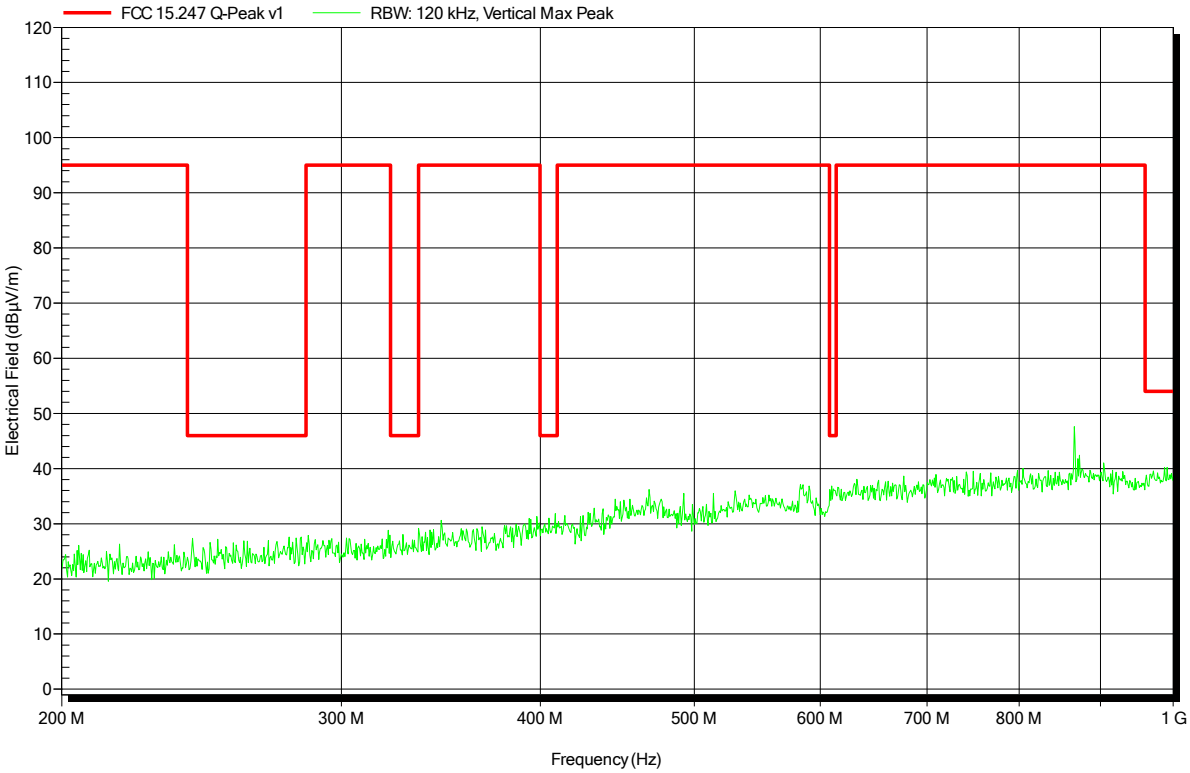

Spurious emissions according to FCC part 15 Subpart C § 15.247

Project number: G0M-1607-5772

Applicant:	FALCOM GmbH
EUT Name:	UMTS/GSM/GPS-Device
Model:	FOX3-KMD
Test Site:	Eurofins Product Service GmbH
Operator:	Mr. Pudell
Test Conditions:	Tnom: 24°C, Vnom: 12.0V DC
Antenna:	Rohde & Schwarz HL 223, Horizontal
Measurement distance:	3 m
Mode:	TX; BT-BLE, CH: 0, 2402 MHz, GFSK; ANT integral
Test Date:	2016-10-14
Note:	EUT horizontal

Index 87

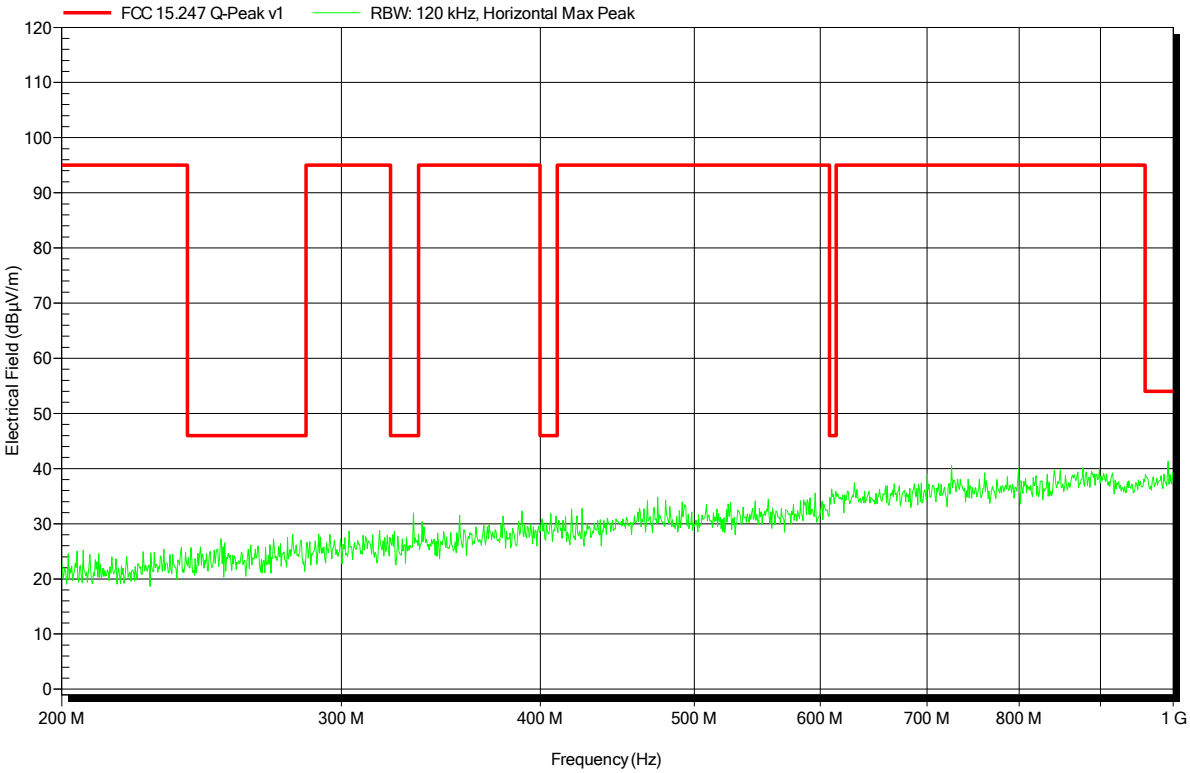

Spurious emissions according to FCC part 15 Subpart C § 15.247

Project number: G0M-1607-5772

Applicant:	FALCOM GmbH
EUT Name:	UMTS/GSM/GPS-Device
Model:	FOX3-KMD
Test Site:	Eurofins Product Service GmbH
Operator:	Mr. Pudell
Test Conditions:	Tnom: 24°C, Vnom: 12.0V DC
Antenna:	Rohde & Schwarz HL 223, Vertical
Measurement distance:	3 m
Mode:	TX; BT-BLE, CH: 19, 2440 MHz, GFSK; ANT integral
Test Date:	2016-10-14
Note:	EUT horizontal

Index 83

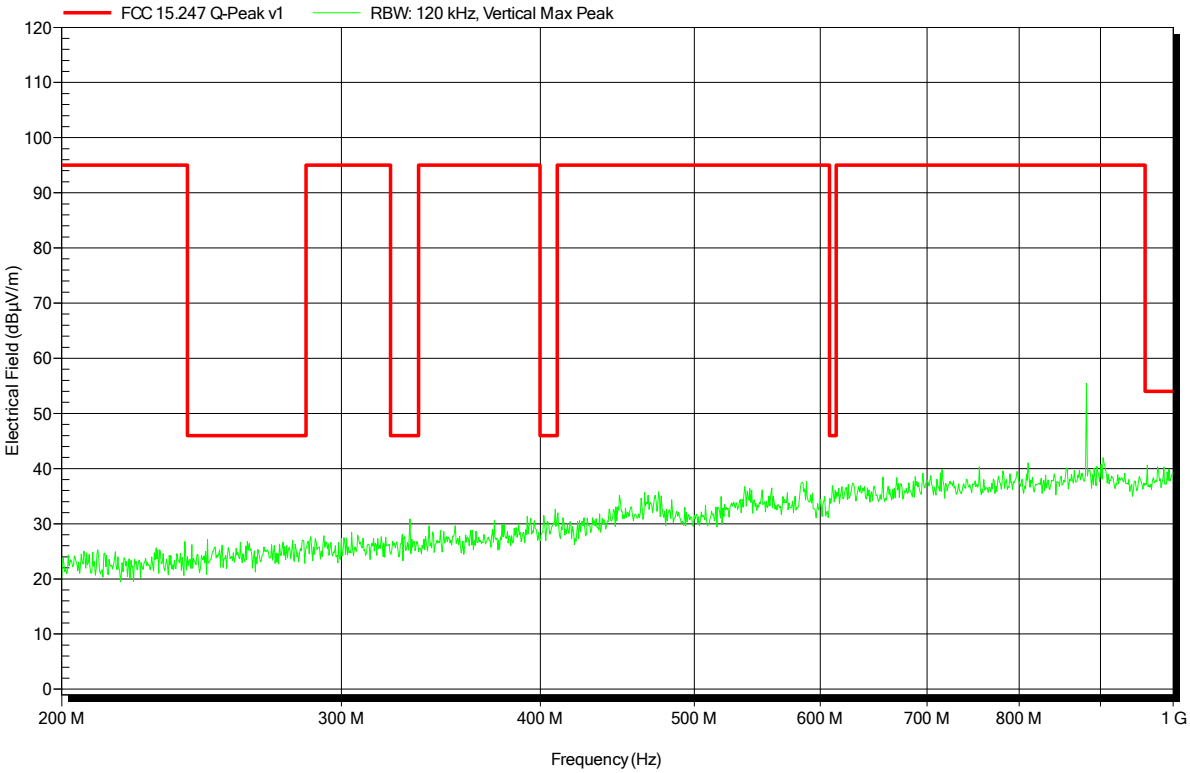

Spurious emissions according to FCC part 15 Subpart C § 15.247

Project number: G0M-1607-5772

Applicant:	FALCOM GmbH
EUT Name:	UMTS/GSM/GPS-Device
Model:	FOX3-KMD
Test Site:	Eurofins Product Service GmbH
Operator:	Mr. Pudell
Test Conditions:	Tnom: 24°C, Vnom: 12.0V DC
Antenna:	Rohde & Schwarz HL 223, Horizontal
Measurement distance:	3 m
Mode:	TX; BT-BLE, CH: 19, 2440 MHz, GFSK; ANT integral
Test Date:	2016-10-14
Note:	EUT horizontal

Index 86

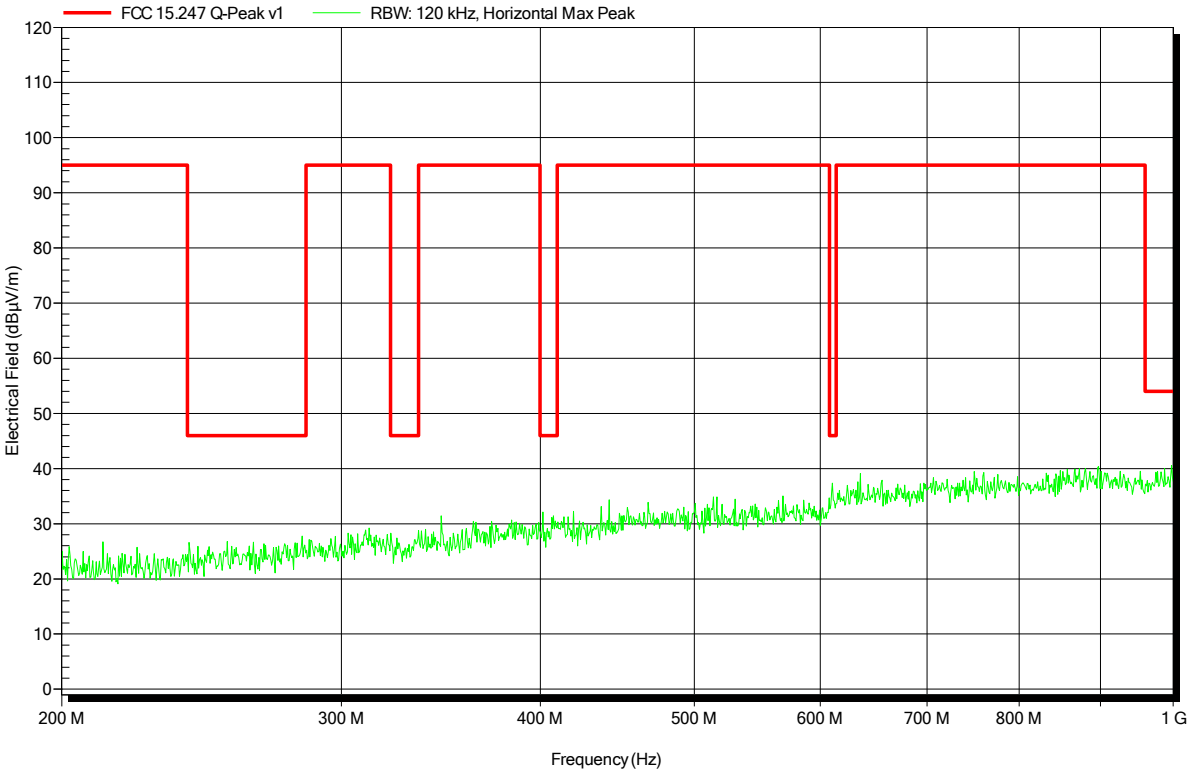

Spurious emissions according to FCC part 15 Subpart C § 15.247

Project number: G0M-1607-5772

Applicant:	FALCOM GmbH
EUT Name:	UMTS/GSM/GPS-Device
Model:	FOX3-KMD
Test Site:	Eurofins Product Service GmbH
Operator:	Mr. Pudell
Test Conditions:	Tnom: 24°C, Vnom: 12.0V DC
Antenna:	Rohde & Schwarz HL 223, Vertical
Measurement distance:	3 m
Mode:	TX; BT-BLE, CH: 39, 2480 MHz, GFSK; ANT integral
Test Date:	2016-10-14
Note:	EUT horizontal

Index 84

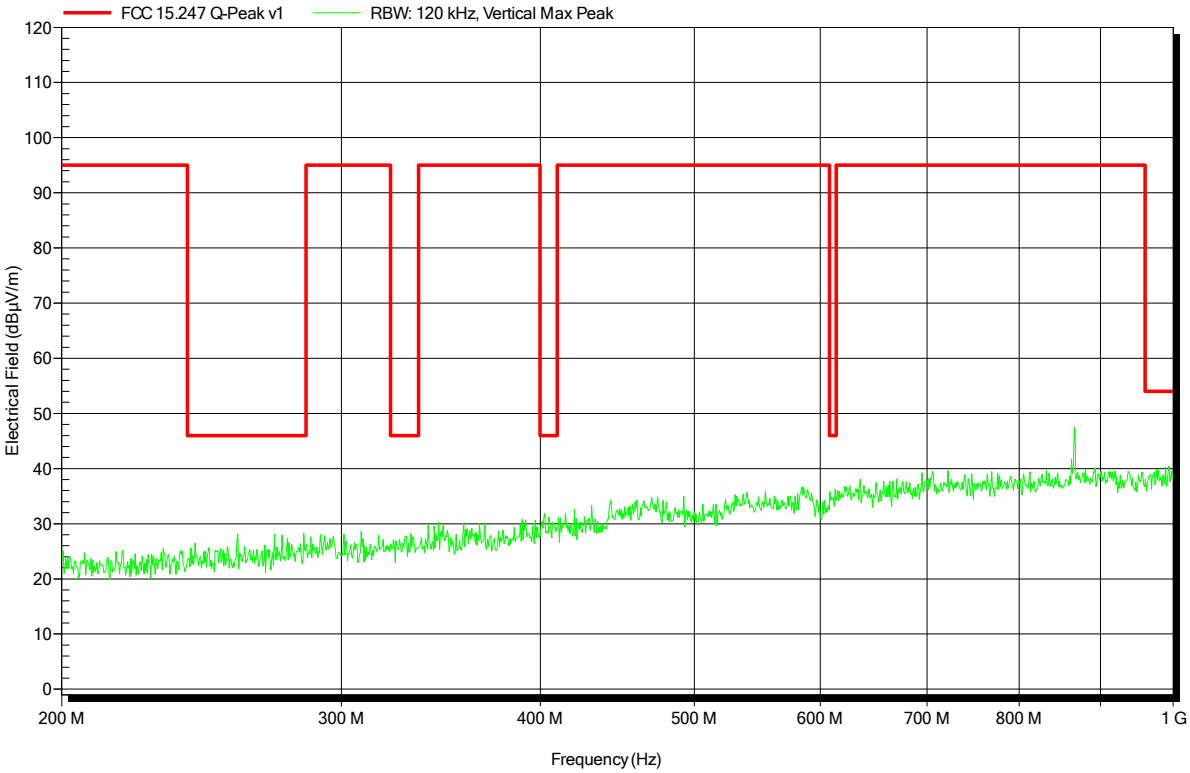

Spurious emissions according to FCC part 15 Subpart C § 15.247

Project number: G0M-1607-5772

Applicant:	FALCOM GmbH
EUT Name:	UMTS/GSM/GPS-Device
Model:	FOX3-KMD
Test Site:	Eurofins Product Service GmbH
Operator:	Mr. Pudell
Test Conditions:	Tnom: 24°C, Vnom: 12.0V DC
Antenna:	Rohde & Schwarz HL 223, Horizontal
Measurement distance:	3 m
Mode:	TX; BT-BLE, CH: 39, 2480 MHz, GFSK; ANT integral
Test Date:	2016-10-14
Note:	EUT horizontal

Index 85

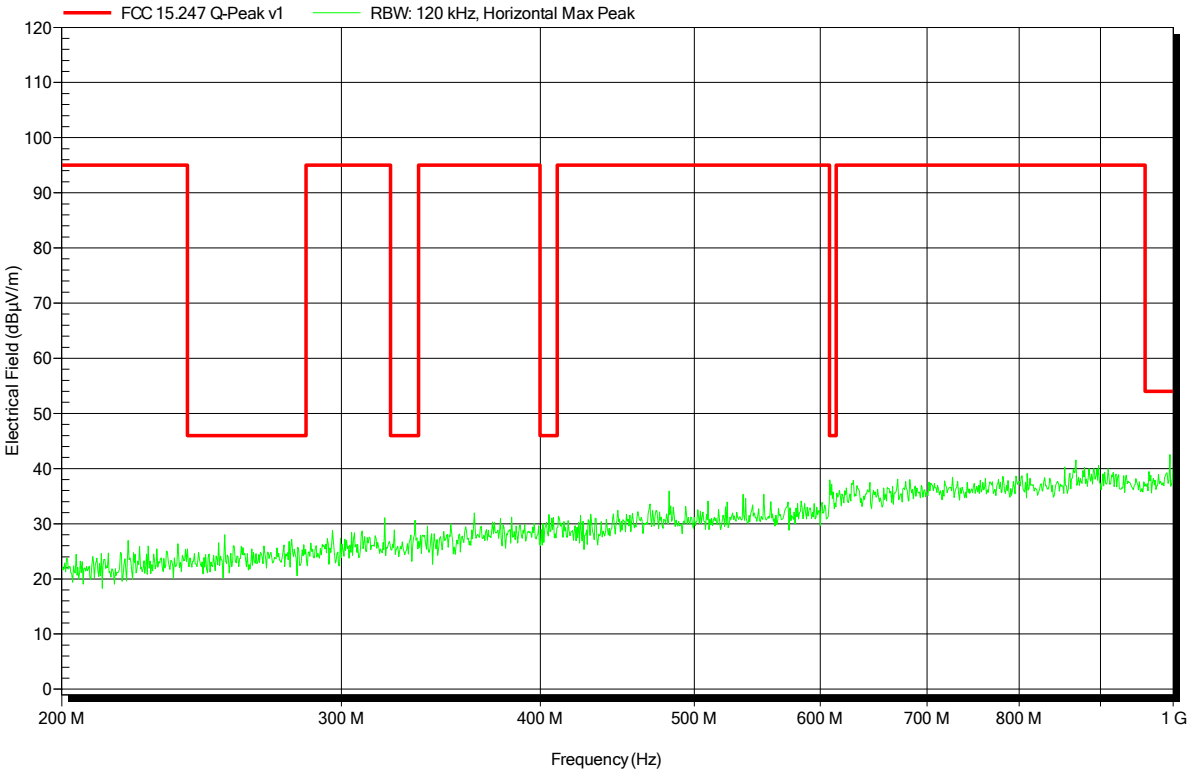

Spurious emissions according to FCC part 15 Subpart C § 15.247

Project number: G0M-1607-5772

Applicant:	FALCOM GmbH
EUT Name:	UMTS/GSM/GPS-Device
Model:	FOX3-KMD
Test Site:	Eurofins Product Service GmbH
Operator:	Mr. Pudell
Test Conditions:	Tnom: 24°C, Vnom: 12.0V DC
Antenna:	Schwarzbeck BBHA 9120D, Vertical
Measurement distance:	3 m
Mode:	TX; BT-BLE, CH: 0, 2402 MHz, GFSK; ANT integral
Test Date:	2016-10-06
Note:	EUT horizontal

Index 58

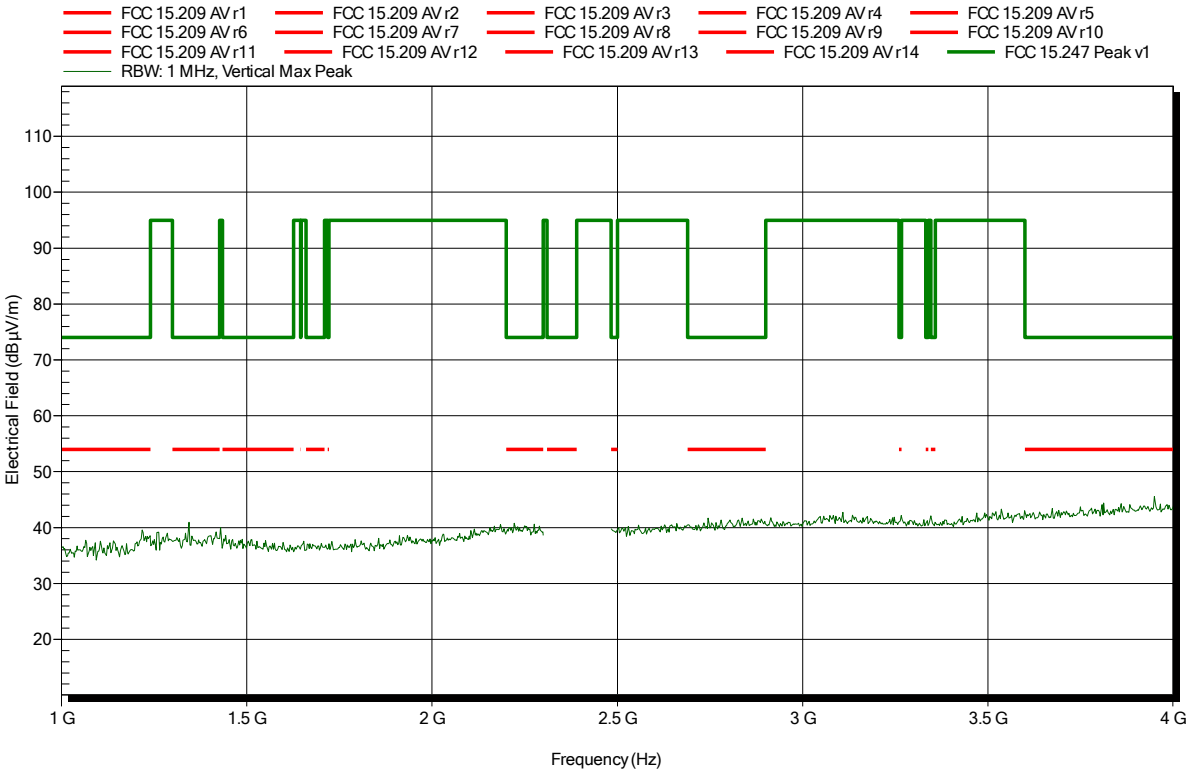

Spurious emissions according to FCC part 15 Subpart C § 15.247

Project number: G0M-1607-5772

Applicant:	FALCOM GmbH
EUT Name:	UMTS/GSM/GPS-Device
Model:	FOX3-KMD
Test Site:	Eurofins Product Service GmbH
Operator:	Mr. Pudell
Test Conditions:	Tnom: 24°C, Vnom: 12.0V DC
Antenna:	Schwarzbeck BBHA 9120D, Horizontal
Measurement distance:	3 m
Mode:	TX; BT-BLE, CH: 0, 2402 MHz, GFSK; ANT integral
Test Date:	2016-10-06
Note:	EUT horizontal

Index 55

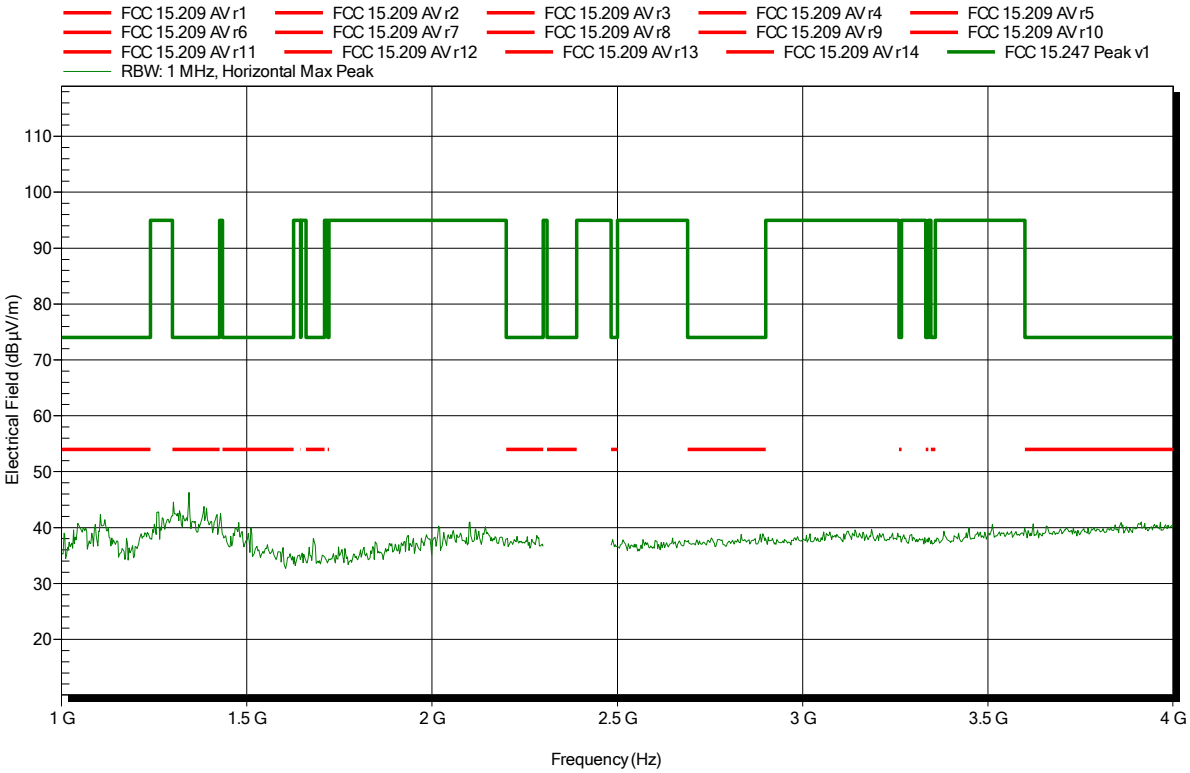

Spurious emissions according to FCC part 15 Subpart C § 15.247

Project number: G0M-1607-5772

Applicant:	FALCOM GmbH
EUT Name:	UMTS/GSM/GPS-Device
Model:	FOX3-KMD
Test Site:	Eurofins Product Service GmbH
Operator:	Mr. Pudell
Test Conditions:	Tnom: 24°C, Vnom: 12.0V DC
Antenna:	Schwarzbeck BBHA 9120D, Vertical
Measurement distance:	3 m
Mode:	TX; BT-BLE, CH: 0, 2402 MHz, GFSK; ANT integral
Test Date:	2016-10-06
Note:	EUT horizontal; lower bandedge

Index 59

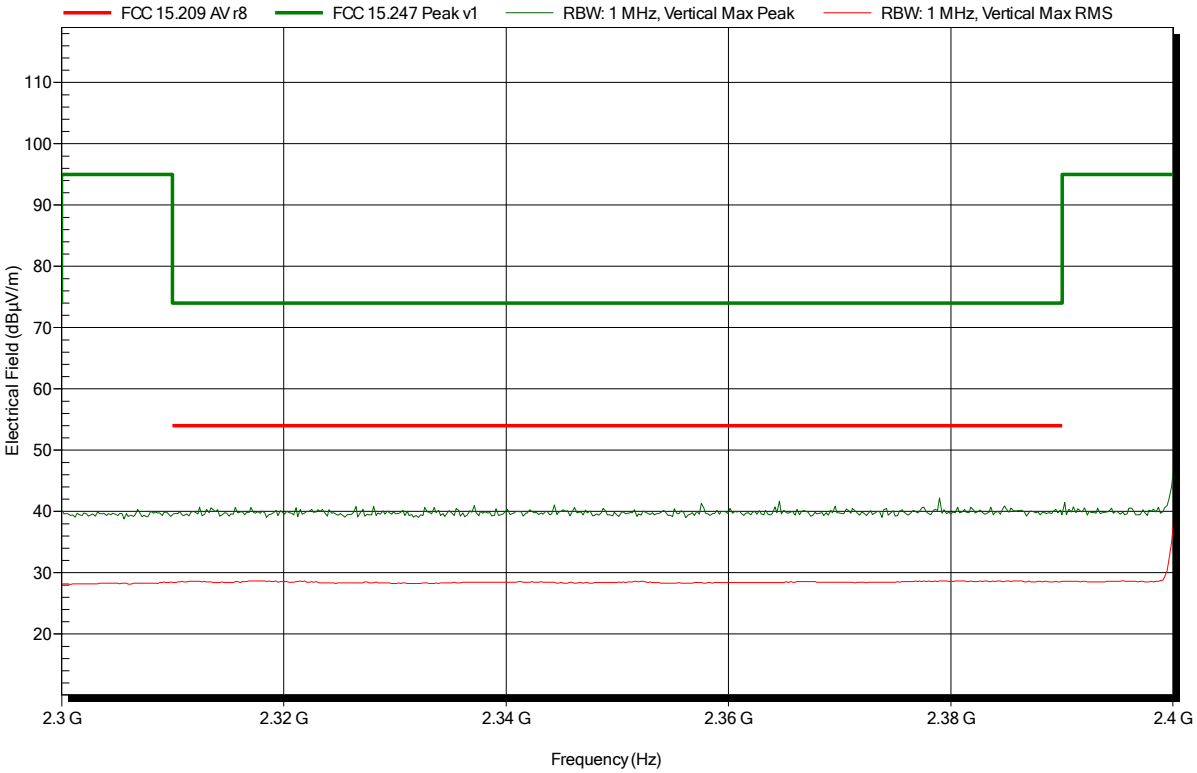

Spurious emissions according to FCC part 15 Subpart C § 15.247

Project number: G0M-1607-5772

Applicant:	FALCOM GmbH
EUT Name:	UMTS/GSM/GPS-Device
Model:	FOX3-KMD
Test Site:	Eurofins Product Service GmbH
Operator:	Mr. Pudell
Test Conditions:	Tnom: 24°C, Vnom: 12.0V DC
Antenna:	Schwarzbeck BBHA 9120D, Horizontal
Measurement distance:	3 m
Mode:	TX; BT-BLE, CH: 0, 2402 MHz, GFSK; ANT integral
Test Date:	2016-10-06
Note:	EUT horizontal; lower bandedge

Index 56

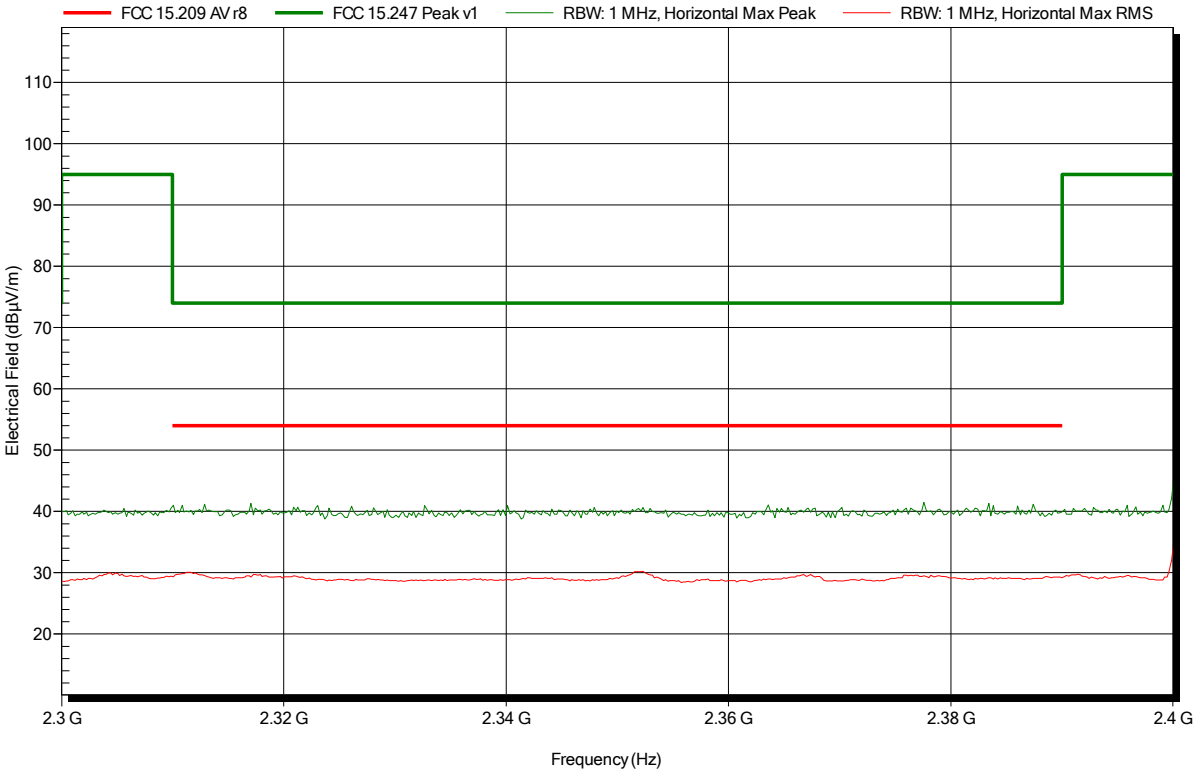

Spurious emissions according to FCC part 15 Subpart C § 15.247

Project number: G0M-1607-5772

Applicant:	FALCOM GmbH
EUT Name:	UMTS/GSM/GPS-Device
Model:	FOX3-KMD
Test Site:	Eurofins Product Service GmbH
Operator:	Mr. Pudell
Test Conditions:	Tnom: 24°C, Vnom: 12.0V DC
Antenna:	Schwarzbeck BBHA 9120D, Vertical
Measurement distance:	3 m
Mode:	TX; BT-BLE, CH: 19, 2440 MHz, GFSK; ANT integral
Test Date:	2016-10-06
Note:	EUT horizontal

Index 51

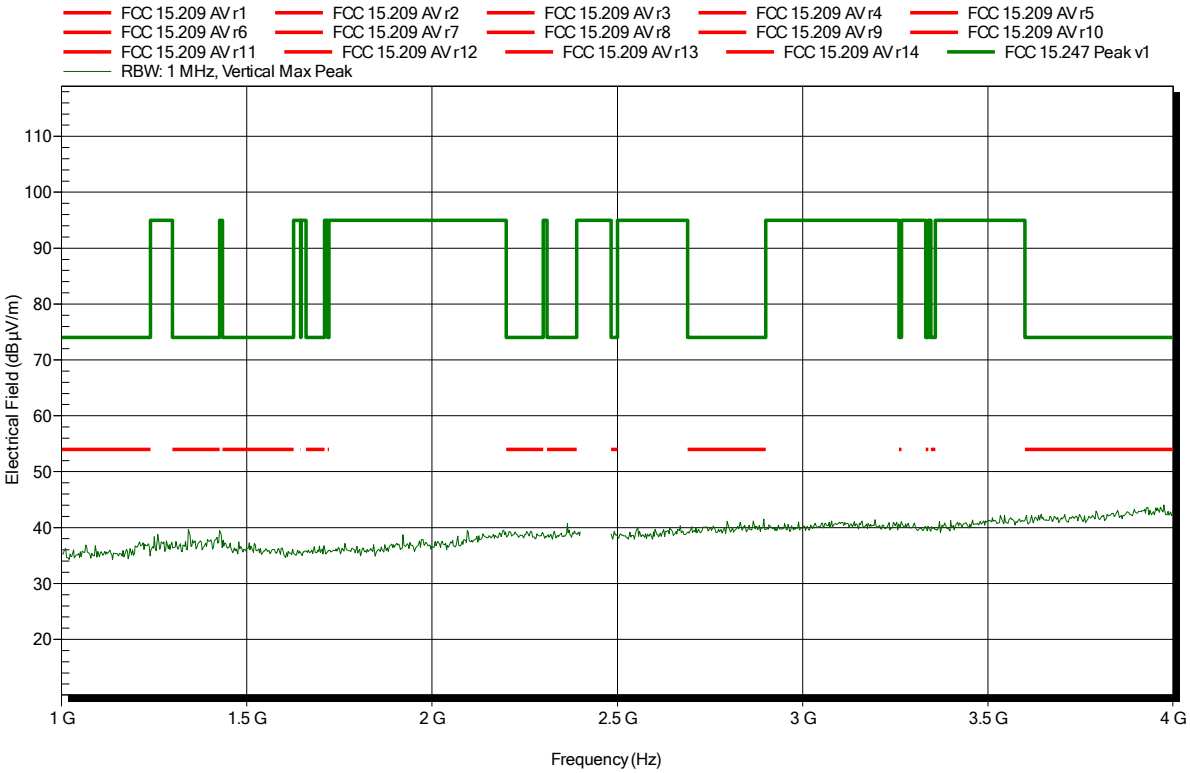

Spurious emissions according to FCC part 15 Subpart C § 15.247

Project number: G0M-1607-5772

Applicant:	FALCOM GmbH
EUT Name:	UMTS/GSM/GPS-Device
Model:	FOX3-KMD
Test Site:	Eurofins Product Service GmbH
Operator:	Mr. Pudell
Test Conditions:	Tnom: 24°C, Vnom: 12.0V DC
Antenna:	Schwarzbeck BBHA 9120D, Horizontal
Measurement distance:	3 m
Mode:	TX; BT-BLE, CH: 19, 2440 MHz, GFSK; ANT integral
Test Date:	2016-10-06
Note:	EUT horizontal

Index 53

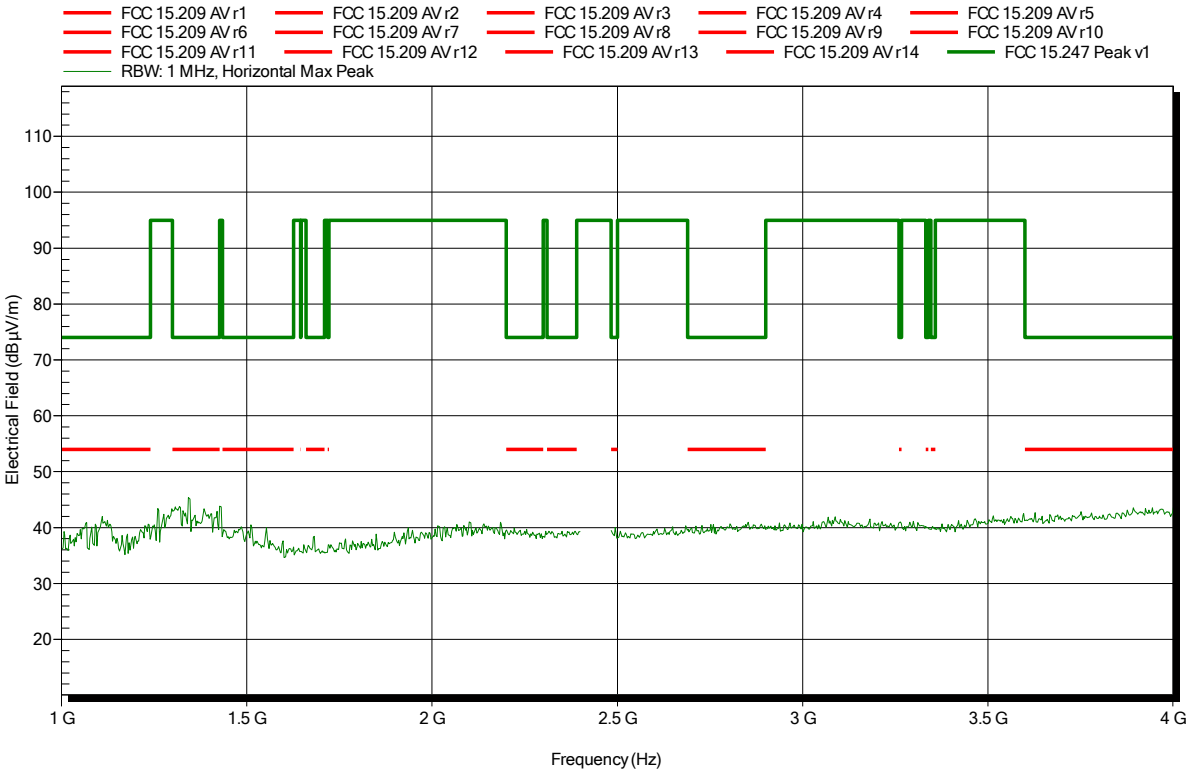

Spurious emissions according to FCC part 15 Subpart C § 15.247

Project number: G0M-1607-5772

Applicant:	FALCOM GmbH
EUT Name:	UMTS/GSM/GPS-Device
Model:	FOX3-KMD
Test Site:	Eurofins Product Service GmbH
Operator:	Mr. Pudell
Test Conditions:	Tnom: 24°C, Vnom: 12.0V DC
Antenna:	Schwarzbeck BBHA 9120D, Vertical
Measurement distance:	3 m
Mode:	TX; BT-BLE, CH: 39, 2480 MHz, GFSK; ANT integral
Test Date:	2016-10-06
Note:	EUT horizontal

Index 48

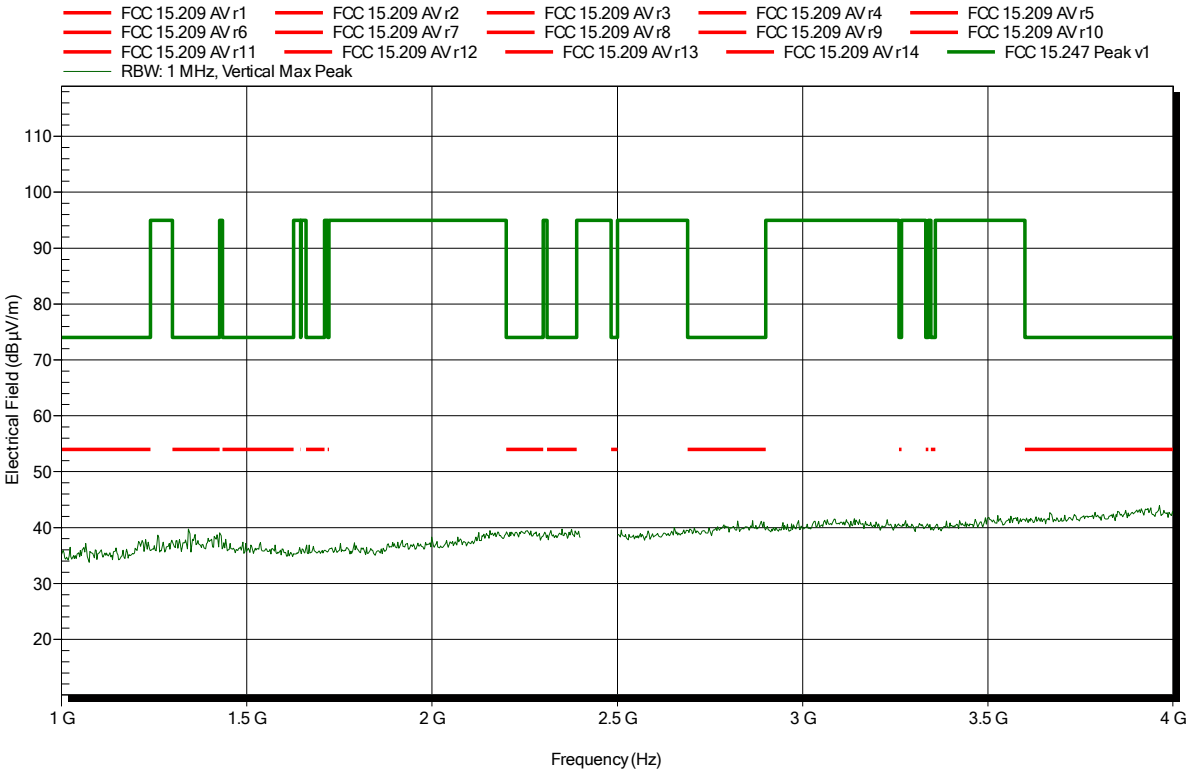

Spurious emissions according to FCC part 15 Subpart C § 15.247

Project number: G0M-1607-5772

Applicant:	FALCOM GmbH
EUT Name:	UMTS/GSM/GPS-Device
Model:	FOX3-KMD
Test Site:	Eurofins Product Service GmbH
Operator:	Mr. Pudell
Test Conditions:	Tnom: 24°C, Vnom: 12.0V DC
Antenna:	Schwarzbeck BBHA 9120D, Horizontal
Measurement distance:	3 m
Mode:	TX; BT-BLE, CH: 39, 2480 MHz, GFSK; ANT integral
Test Date:	2016-10-06
Note:	EUT horizontal

Index 45

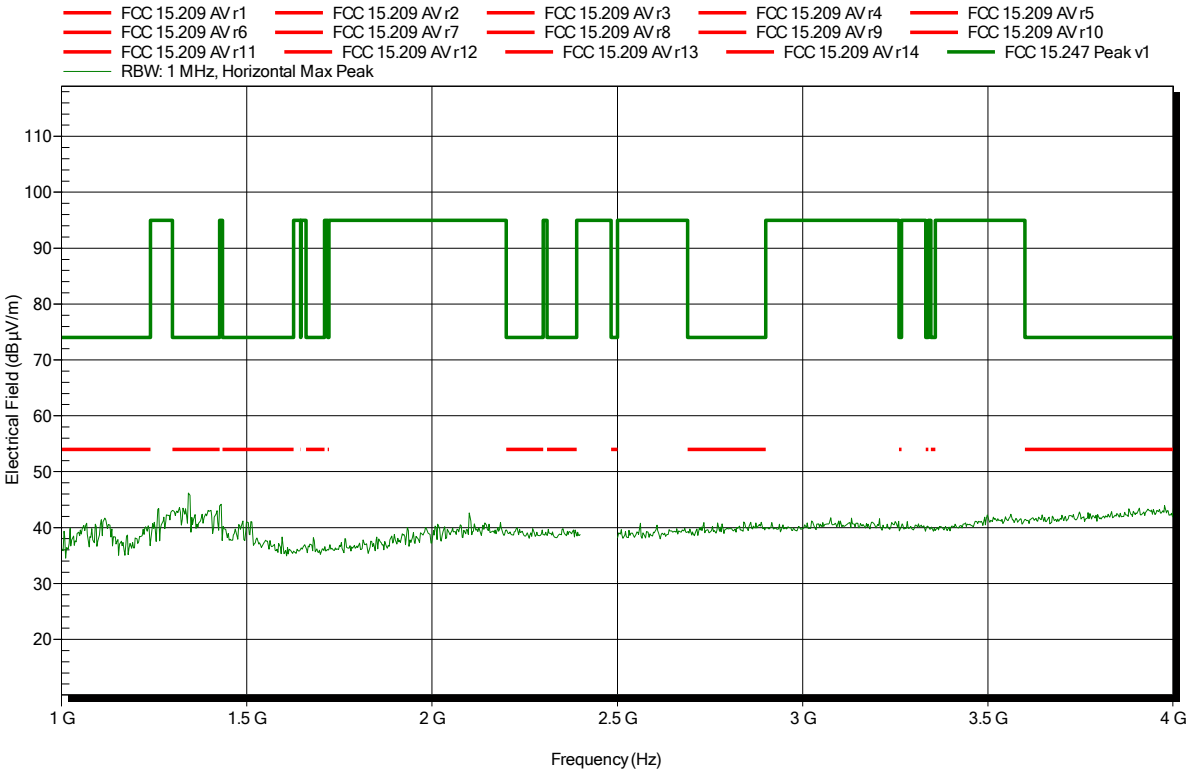

Spurious emissions according to FCC part 15 Subpart C § 15.247

Project number: G0M-1607-5772

Applicant:	FALCOM GmbH
EUT Name:	UMTS/GSM/GPS-Device
Model:	FOX3-KMD
Test Site:	Eurofins Product Service GmbH
Operator:	Mr. Pudell
Test Conditions:	Tnom: 24°C, Vnom: 12.0V DC
Antenna:	Schwarzbeck BBHA 9120D, Vertical
Measurement distance:	3 m
Mode:	TX; BT-BLE, CH: 39, 2480 MHz, GFSK; ANT integral
Test Date:	2016-10-06
Note:	EUT horizontal; higher bandedge

Index 49

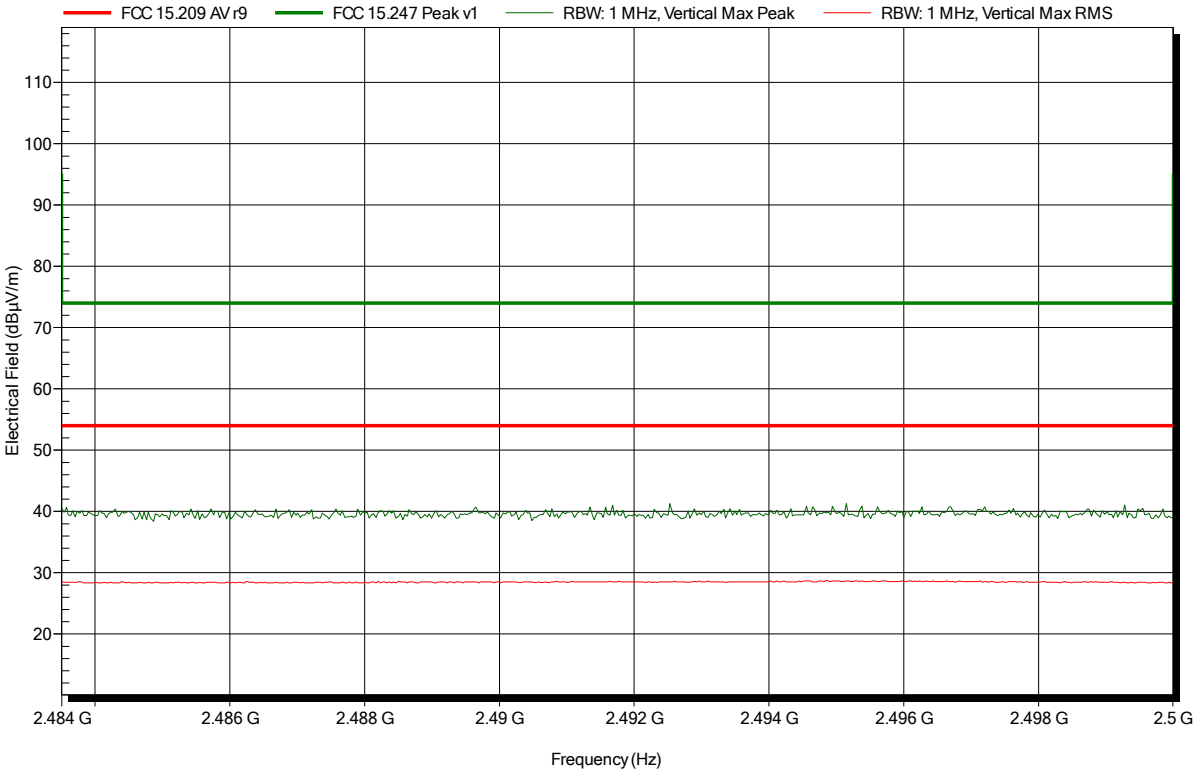

Spurious emissions according to FCC part 15 Subpart C § 15.247

Project number: G0M-1607-5772

Applicant:	FALCOM GmbH
EUT Name:	UMTS/GSM/GPS-Device
Model:	FOX3-KMD
Test Site:	Eurofins Product Service GmbH
Operator:	Mr. Pudell
Test Conditions:	Tnom: 24°C, Vnom: 12.0V DC
Antenna:	Schwarzbeck BBHA 9120D, Horizontal
Measurement distance:	3 m
Mode:	TX; BT-BLE, CH: 39, 2480 MHz, GFSK; ANT integral
Test Date:	2016-10-06
Note:	EUT horizontal; higher bandedge

Index 47

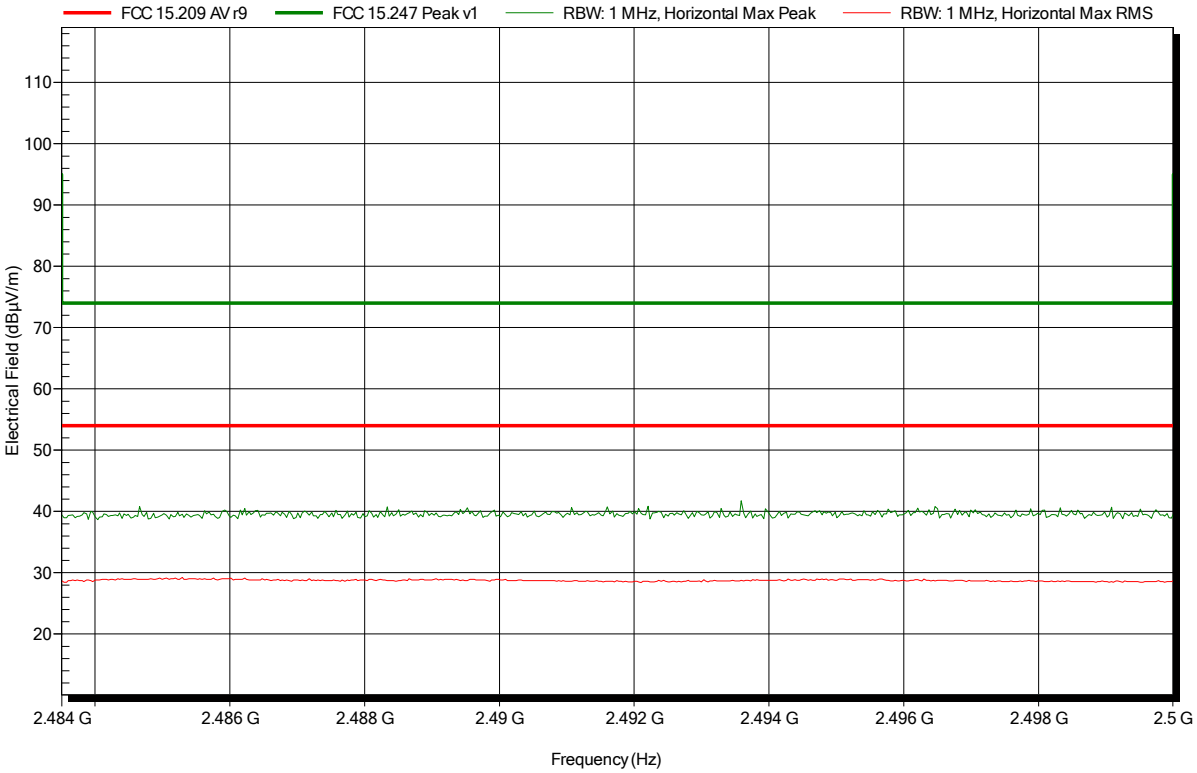

Spurious emissions according to FCC part 15 Subpart C § 15.247

Project number: G0M-1607-5772

Applicant:	FALCOM GmbH
EUT Name:	UMTS/GSM/GPS-Device
Model:	FOX3-KMD
Test Site:	Eurofins Product Service GmbH
Operator:	Mr. Pudell
Test Conditions:	Tnom: 24°C, Vnom: 12.0V DC
Antenna:	Schwarzbeck BBHA 9120D, Vertical
Measurement distance:	3 m converted to 3m
Mode:	TX; BT-BLE, CH: 0, 2402 MHz, GFSK; ANT integral
Test Date:	2016-10-06
Note:	EUT horizontal

Index 60

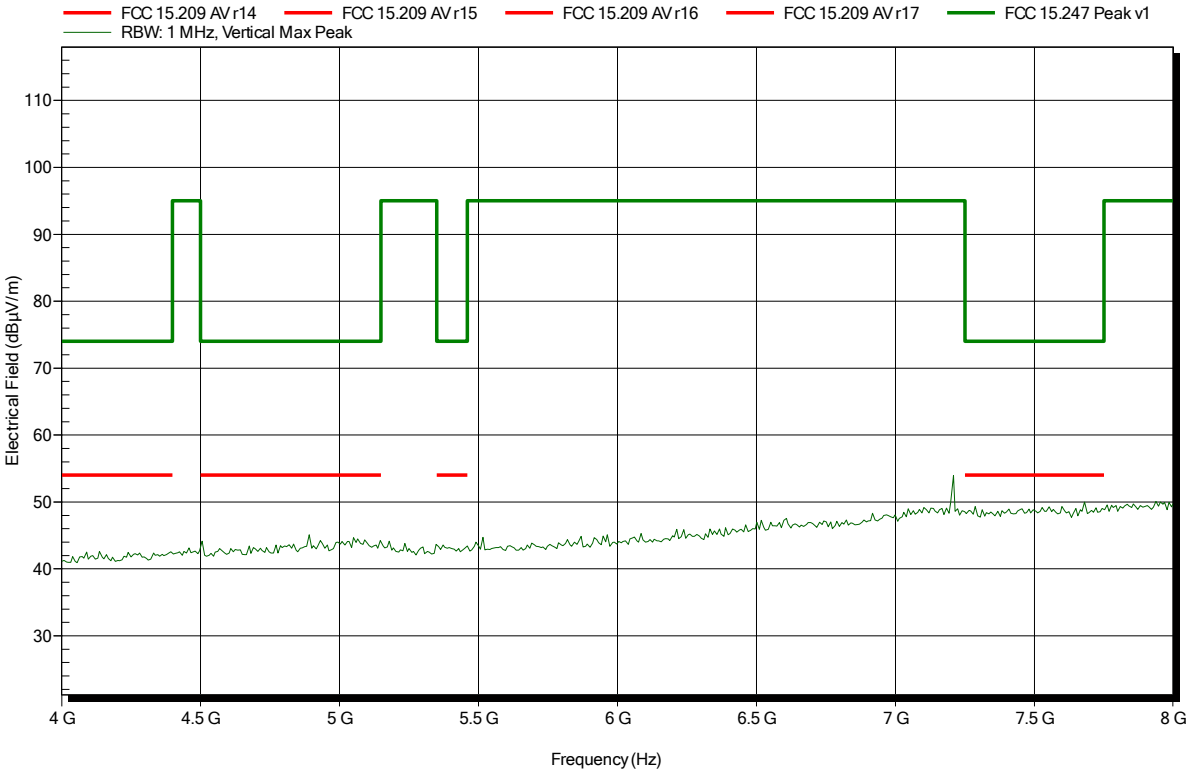

Spurious emissions according to FCC part 15 Subpart C § 15.247

Project number: G0M-1607-5772

Applicant:	FALCOM GmbH
EUT Name:	UMTS/GSM/GPS-Device
Model:	FOX3-KMD
Test Site:	Eurofins Product Service GmbH
Operator:	Mr. Pudell
Test Conditions:	Tnom: 24°C, Vnom: 12.0V DC
Antenna:	Schwarzbeck BBHA 9120D, Horizontal
Measurement distance:	1 m converted to 3m
Mode:	TX; BT-BLE, CH: 0, 2402 MHz, GFSK; ANT integral
Test Date:	2016-10-06
Note:	EUT horizontal

Index 57

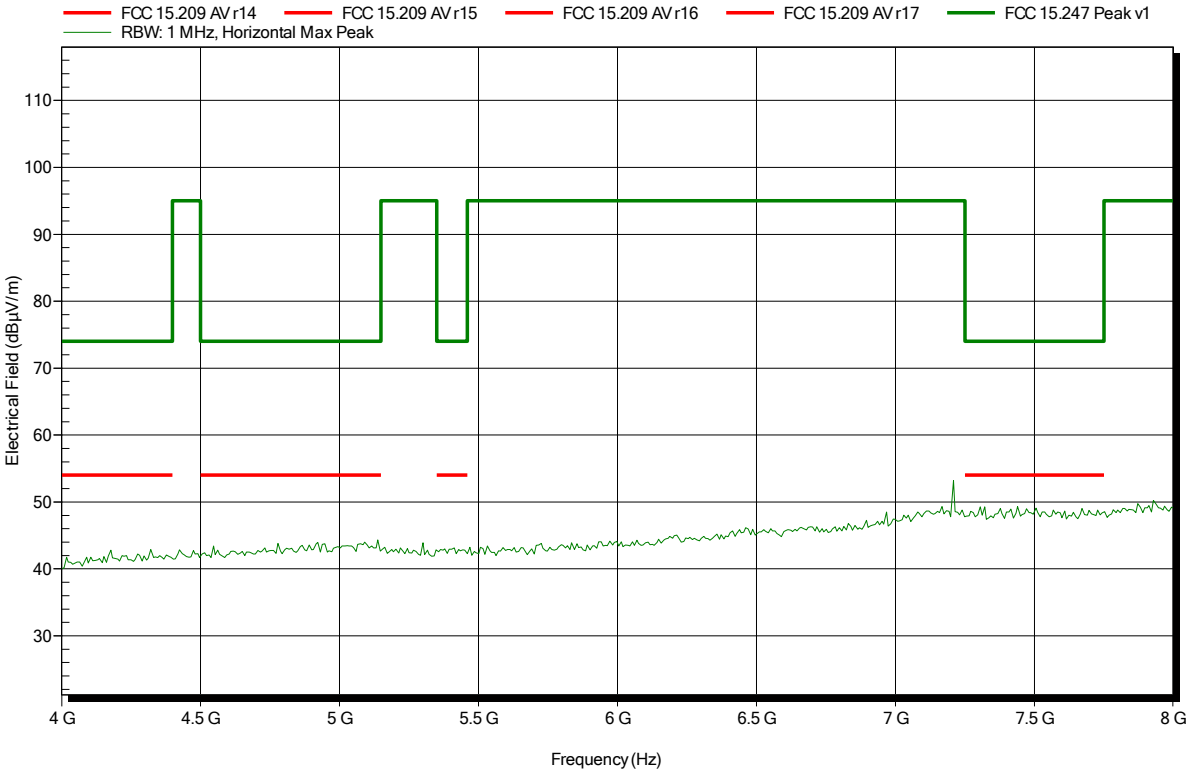

Spurious emissions according to FCC part 15 Subpart C § 15.247

Project number: G0M-1607-5772

Applicant:	FALCOM GmbH
EUT Name:	UMTS/GSM/GPS-Device
Model:	FOX3-KMD
Test Site:	Eurofins Product Service GmbH
Operator:	Mr. Pudell
Test Conditions:	Tnom: 24°C, Vnom: 12.0V DC
Antenna:	Schwarzbeck BBHA 9120D, Vertical
Measurement distance:	3 m converted to 3m
Mode:	TX; BT-BLE, CH: 19, 2440 MHz, GFSK; ANT integral
Test Date:	2016-10-06
Note:	EUT horizontal

Index 52

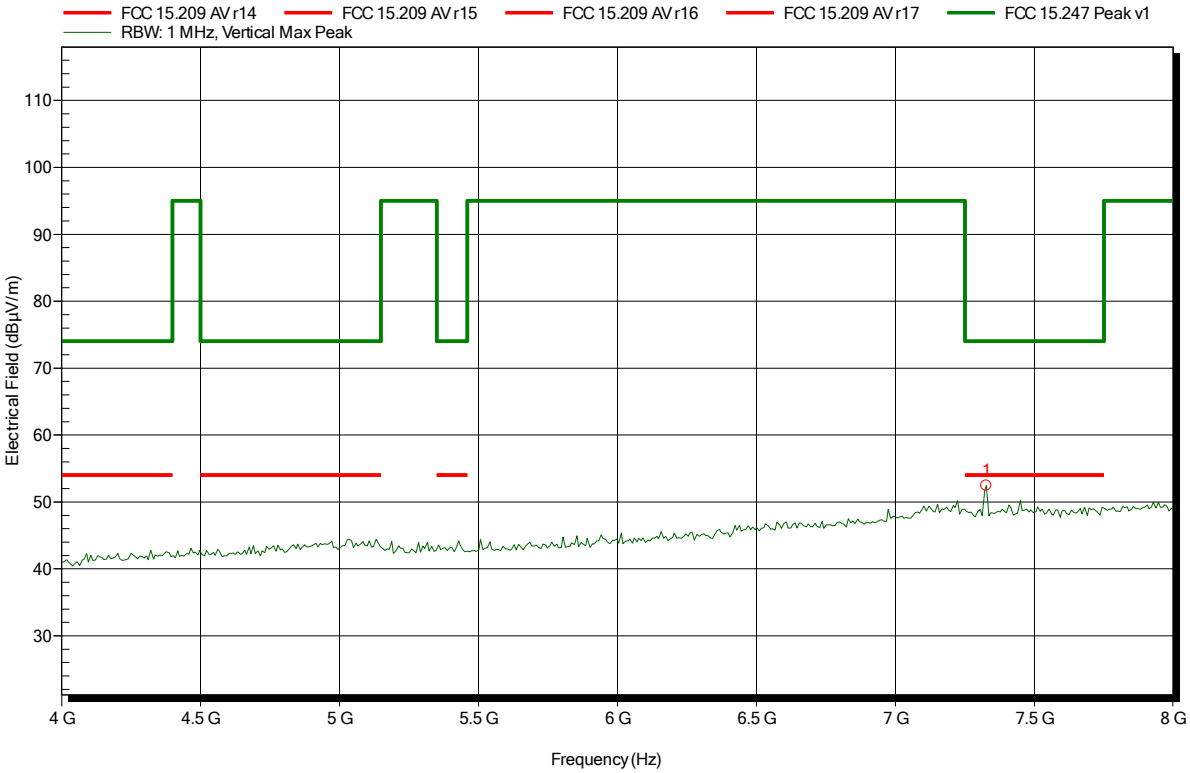

Frequency	Peak	Peak Limit	Peak Difference	Peak Status
7.327 GHz	52.43 dBµV/m	74 dBµV/m	-21.57 dB	Pass

Spurious emissions according to FCC part 15 Subpart C § 15.247

Project number: G0M-1607-5772

Applicant:	FALCOM GmbH
EUT Name:	UMTS/GSM/GPS-Device
Model:	FOX3-KMD
Test Site:	Eurofins Product Service GmbH
Operator:	Mr. Pudell
Test Conditions:	Tnom: 24°C, Vnom: 12.0V DC
Antenna:	Schwarzbeck BBHA 9120D, Horizontal
Measurement distance:	1 m converted to 3m
Mode:	TX; BT-BLE, CH: 19, 2440 MHz, GFSK; ANT integral
Test Date:	2016-10-06
Note:	EUT horizontal

Index 54

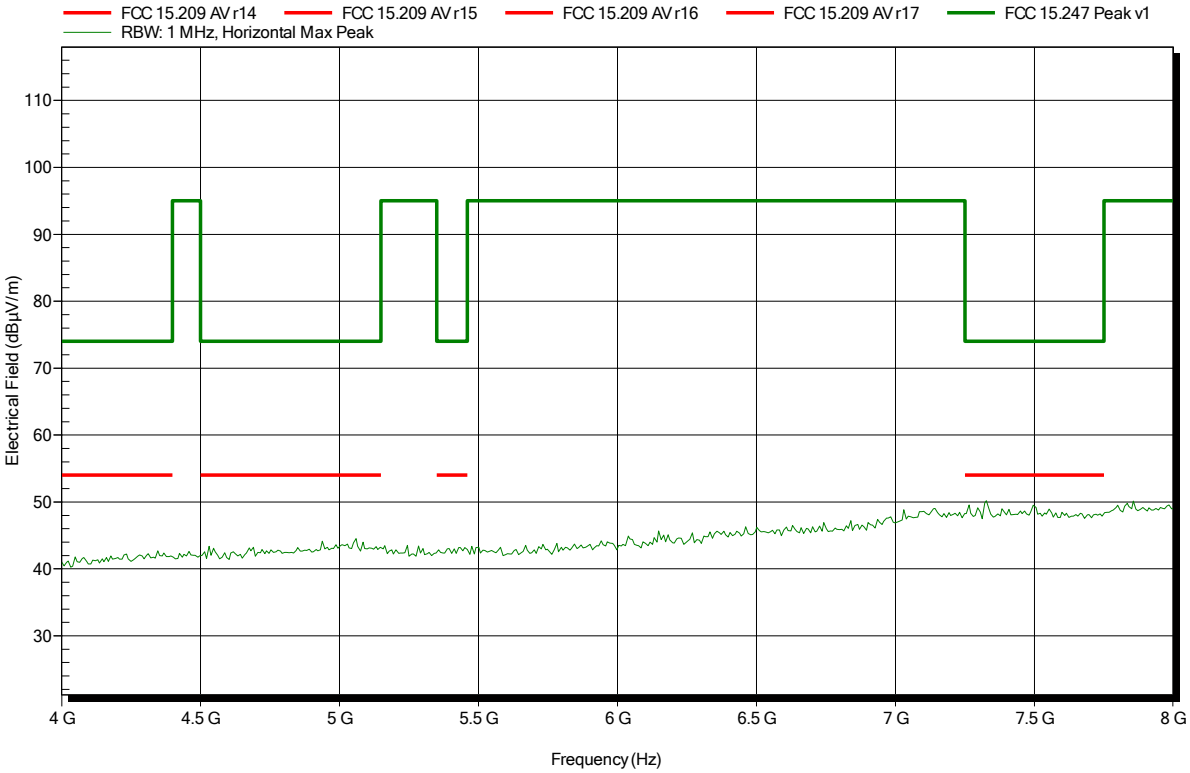

Spurious emissions according to FCC part 15 Subpart C § 15.247

Project number: G0M-1607-5772

Applicant:	FALCOM GmbH
EUT Name:	UMTS/GSM/GPS-Device
Model:	FOX3-KMD
Test Site:	Eurofins Product Service GmbH
Operator:	Mr. Pudell
Test Conditions:	Tnom: 24°C, Vnom: 12.0V DC
Antenna:	Schwarzbeck BBHA 9120D, Vertical
Measurement distance:	3 m converted to 3m
Mode:	TX; BT-BLE, CH: 39, 2480 MHz, GFSK; ANT integral
Test Date:	2016-10-06
Note:	EUT horizontal

Index 50

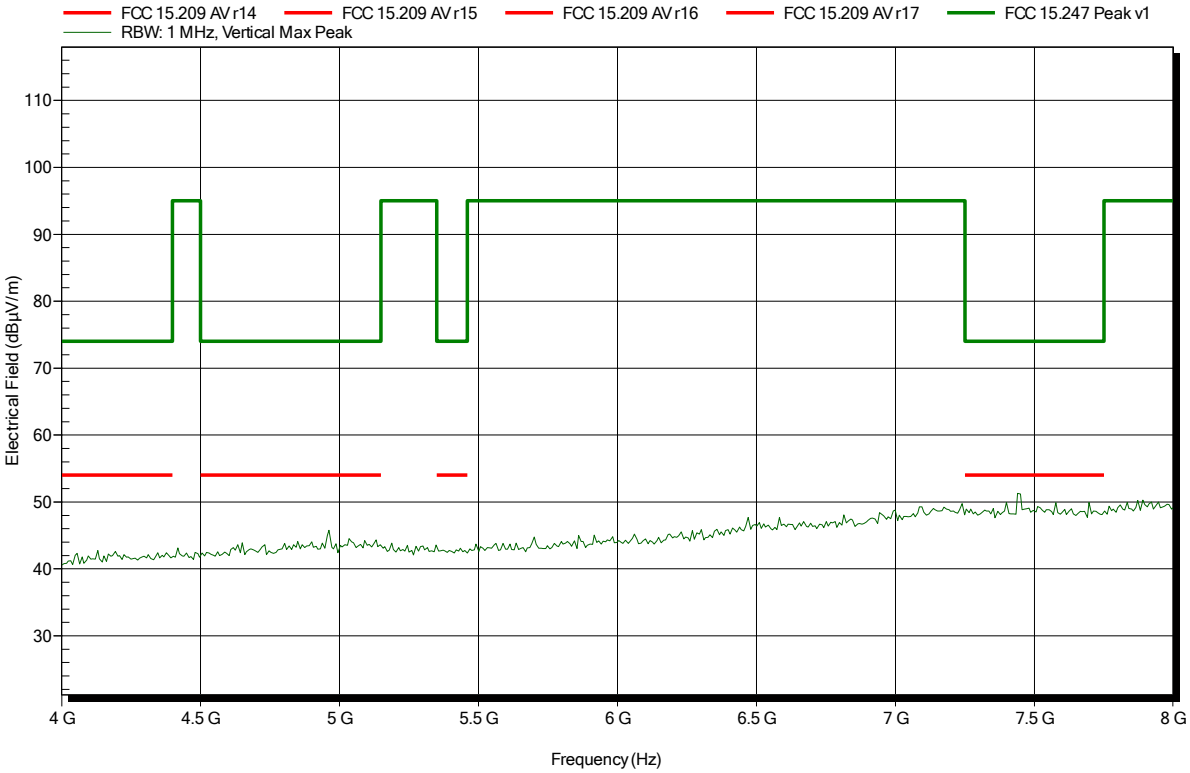

Spurious emissions according to FCC part 15 Subpart C § 15.247

Project number: G0M-1607-5772

Applicant:	FALCOM GmbH
EUT Name:	UMTS/GSM/GPS-Device
Model:	FOX3-KMD
Test Site:	Eurofins Product Service GmbH
Operator:	Mr. Pudell
Test Conditions:	Tnom: 24°C, Vnom: 12.0V DC
Antenna:	Schwarzbeck BBHA 9120D, Horizontal
Measurement distance:	1 m converted to 3m
Mode:	TX; BT-BLE, CH: 39, 2480 MHz, GFSK; ANT integral
Test Date:	2016-10-06
Note:	EUT horizontal

Index 46

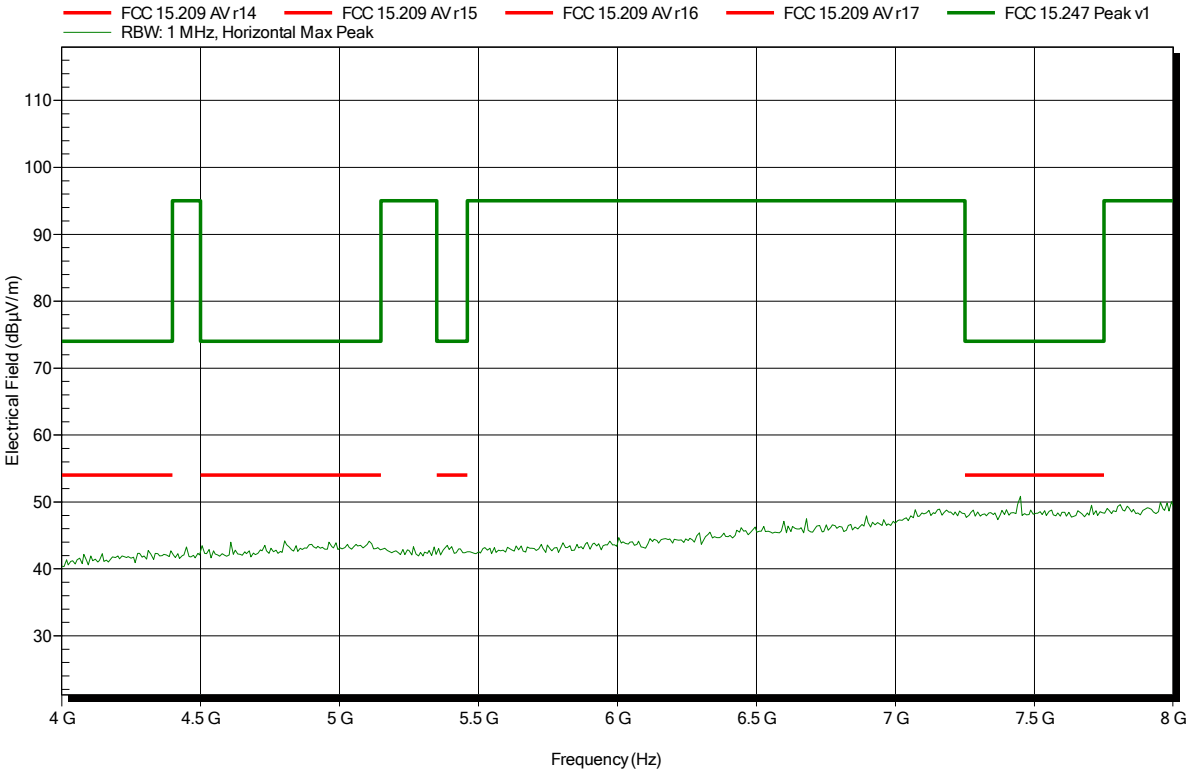

Spurious emissions according to FCC part 15 Subpart C § 15.247

Project number: G0M-1607-5772

Applicant:	FALCOM GmbH
EUT Name:	UMTS/GSM/GPS-Device
Model:	FOX3-KMD
Test Site:	Eurofins Product Service GmbH
Operator:	Administrator
Test Conditions:	Tnom: 24°C, Vnom: 12.0V DC
Antenna:	Schwarzbeck BBHA 9120D, Vertical
Measurement distance:	1 m converted to 3m
Mode:	TX; BT-BLE, CH: 0, 2402 MHz, GFSK; ANT integral
Test Date:	2016-10-11
Note:	EUT horizontal

Index 71

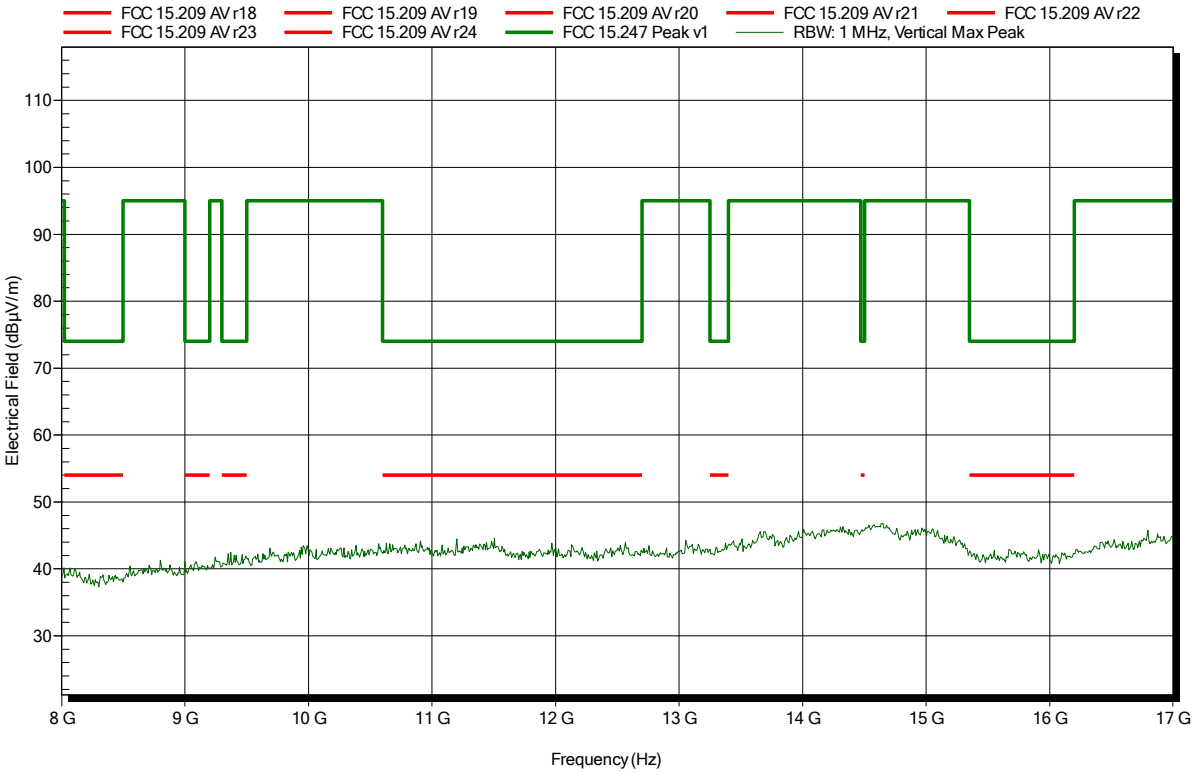

Spurious emissions according to FCC part 15 Subpart C § 15.247

Project number: G0M-1607-5772

Applicant:	FALCOM GmbH
EUT Name:	UMTS/GSM/GPS-Device
Model:	FOX3-KMD
Test Site:	Eurofins Product Service GmbH
Operator:	Administrator
Test Conditions:	Tnom: 24°C, Vnom: 12.0V DC
Antenna:	Schwarzbeck BBHA 9120D, Horizontal
Measurement distance:	1 m converted to 3m
Mode:	TX; BT-BLE, CH: 0, 2402 MHz, GFSK; ANT integral
Test Date:	2016-10-11
Note:	EUT horizontal

Index 72

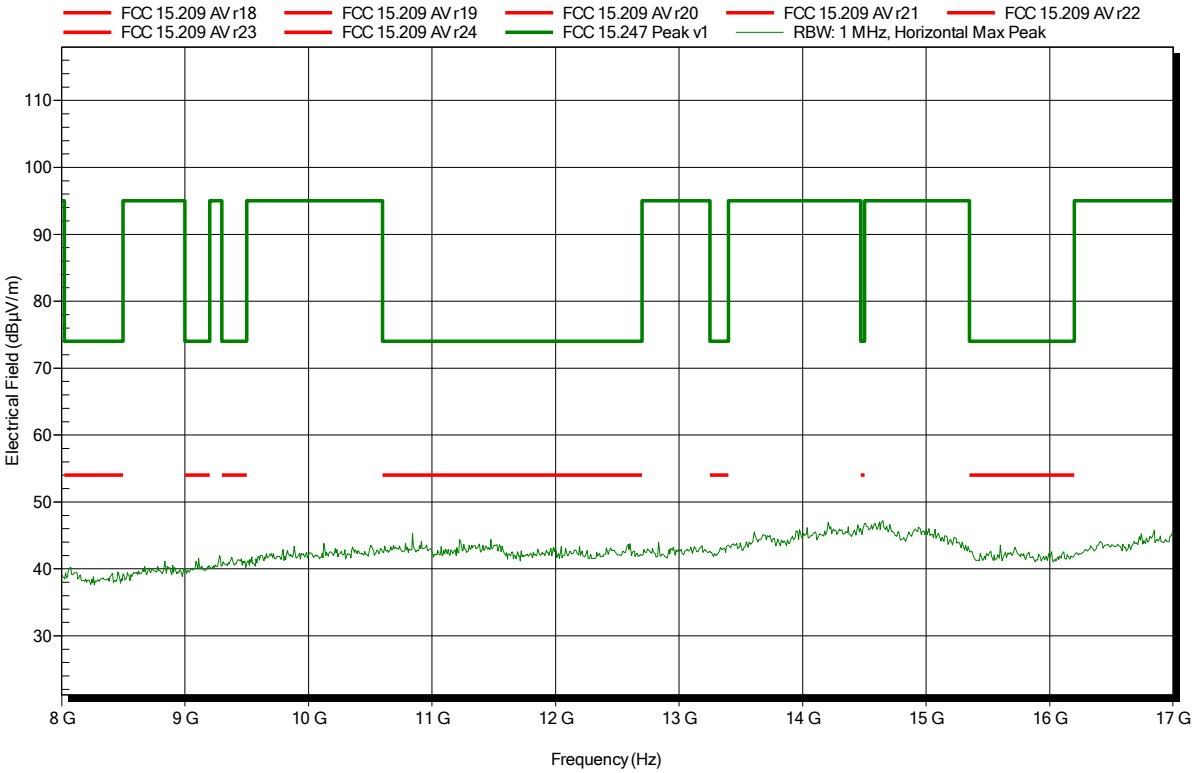

Spurious emissions according to FCC part 15 Subpart C § 15.247

Project number: G0M-1607-5772

Applicant:	FALCOM GmbH
EUT Name:	UMTS/GSM/GPS-Device
Model:	FOX3-KMD
Test Site:	Eurofins Product Service GmbH
Operator:	Administrator
Test Conditions:	Tnom: 24°C, Vnom: 12.0V DC
Antenna:	Schwarzbeck BBHA 9120D, Vertical
Measurement distance:	1 m converted to 3m
Mode:	TX; BT-BLE, CH: 19, 2440 MHz, GFSK; ANT integral
Test Date:	2016-10-11
Note:	EUT horizontal

Index 70

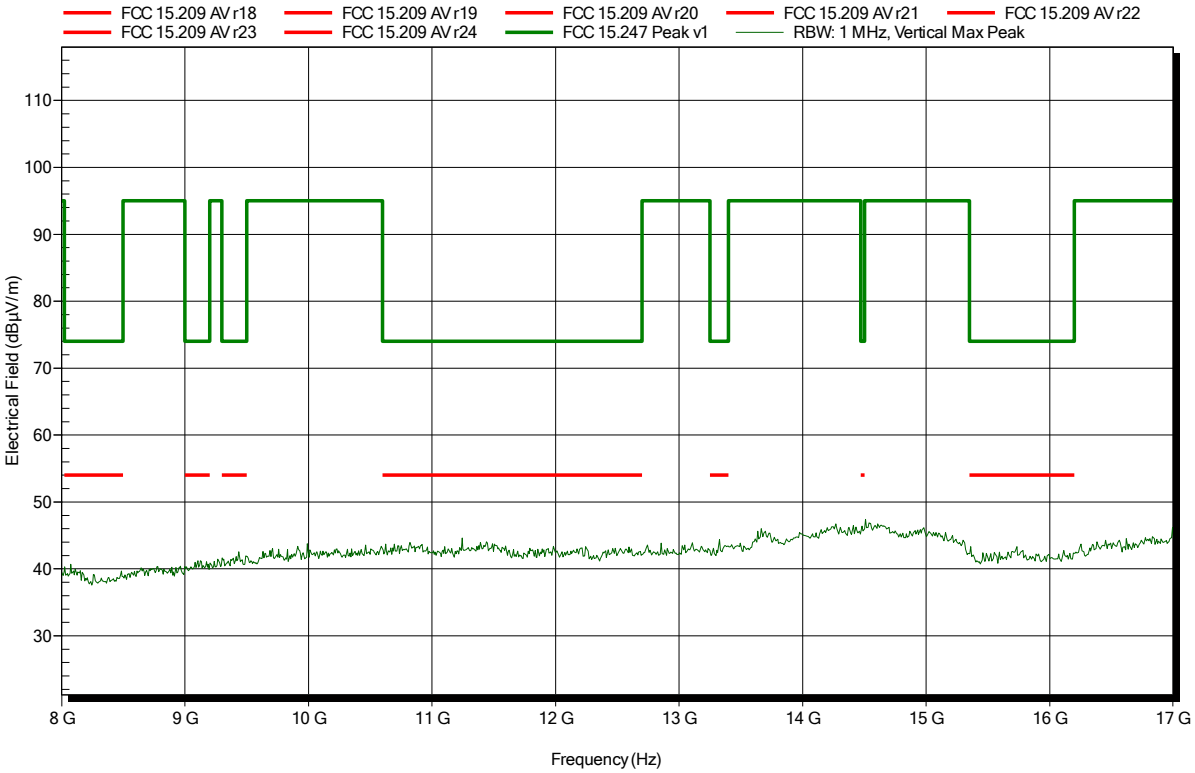

Spurious emissions according to FCC part 15 Subpart C § 15.247

Project number: G0M-1607-5772

Applicant:	FALCOM GmbH
EUT Name:	UMTS/GSM/GPS-Device
Model:	FOX3-KMD
Test Site:	Eurofins Product Service GmbH
Operator:	Administrator
Test Conditions:	Tnom: 24°C, Vnom: 12.0V DC
Antenna:	Schwarzbeck BBHA 9120D, Horizontal
Measurement distance:	1 m converted to 3m
Mode:	TX; BT-BLE, CH: 19, 2440 MHz, GFSK; ANT integral
Test Date:	2016-10-11
Note:	EUT horizontal

Index 73

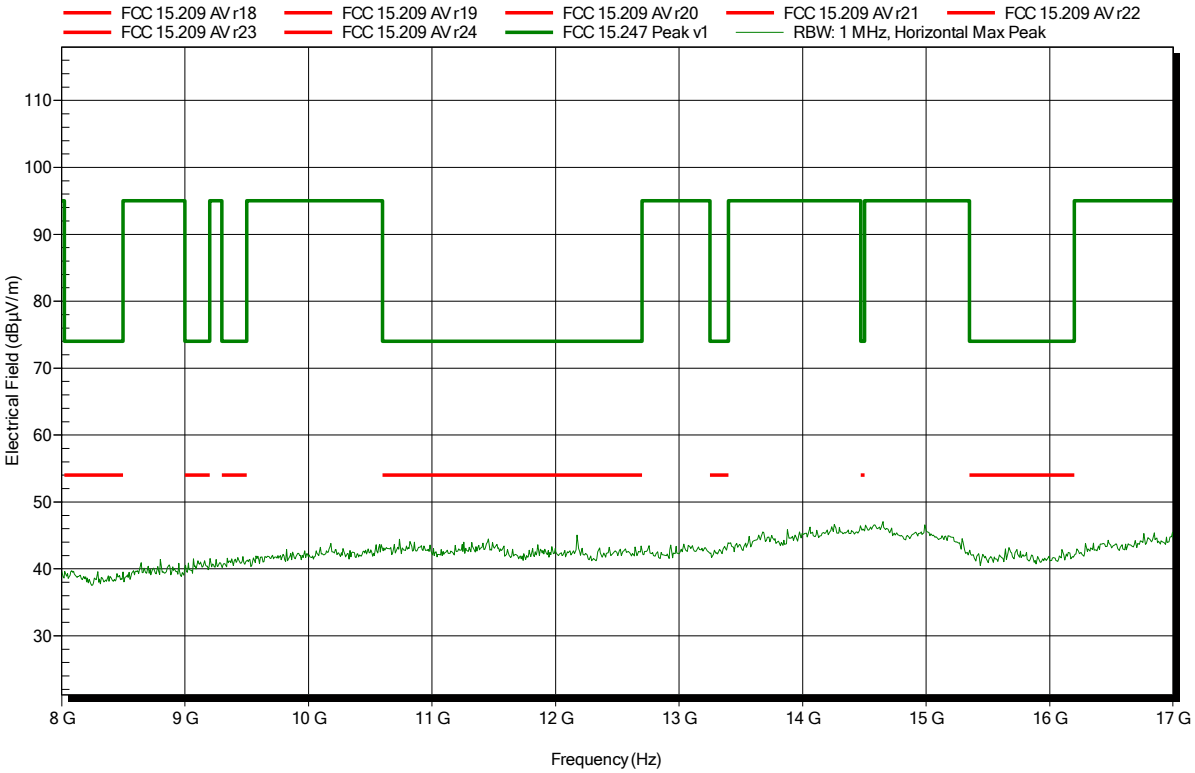

Spurious emissions according to FCC part 15 Subpart C § 15.247

Project number: G0M-1607-5772

Applicant:	FALCOM GmbH
EUT Name:	UMTS/GSM/GPS-Device
Model:	FOX3-KMD
Test Site:	Eurofins Product Service GmbH
Operator:	Administrator
Test Conditions:	Tnom: 24°C, Vnom: 12.0V DC
Antenna:	Schwarzbeck BBHA 9120D, Vertical
Measurement distance:	1 m converted to 3m
Mode:	TX; BT-BLE, CH: 39, 2480 MHz, GFSK; ANT integral
Test Date:	2016-10-11
Note:	EUT horizontal

Index 69

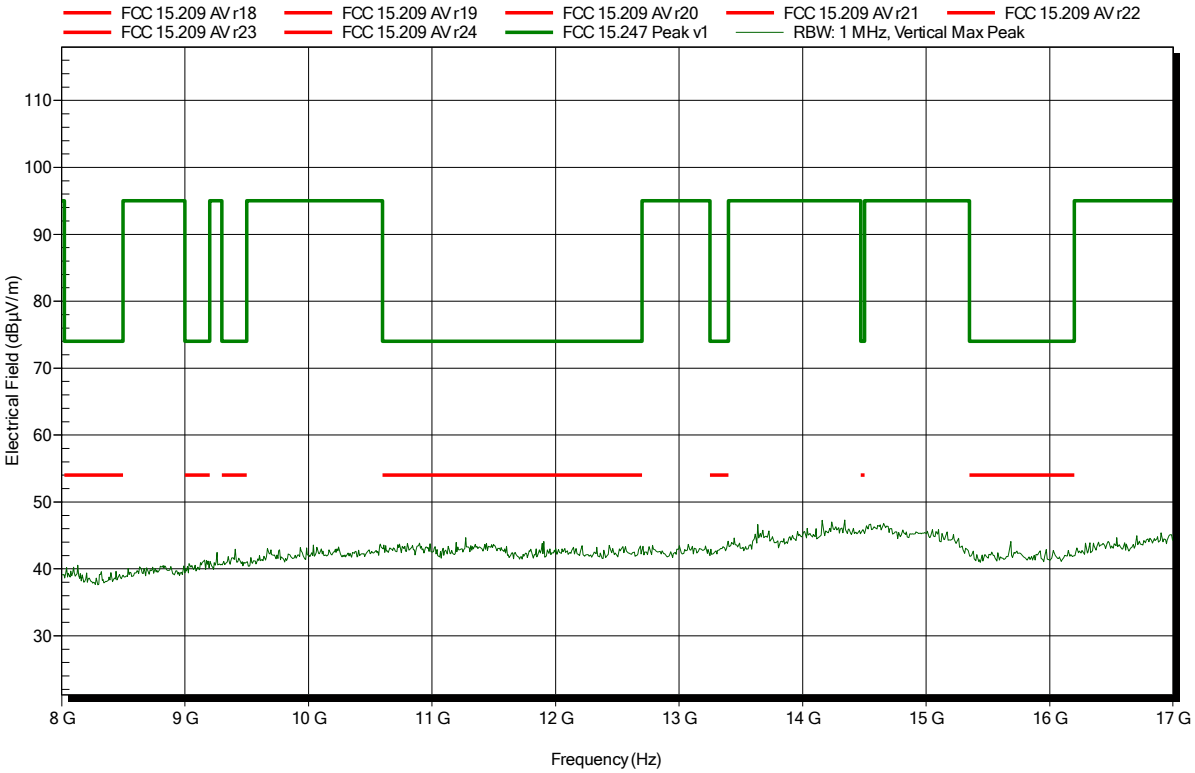

Spurious emissions according to FCC part 15 Subpart C § 15.247

Project number: G0M-1607-5772

Applicant:	FALCOM GmbH
EUT Name:	UMTS/GSM/GPS-Device
Model:	FOX3-KMD
Test Site:	Eurofins Product Service GmbH
Operator:	Administrator
Test Conditions:	Tnom: 24°C, Vnom: 12.0V DC
Antenna:	Schwarzbeck BBHA 9120D, Horizontal
Measurement distance:	1 m converted to 3m
Mode:	TX; BT-BLE, CH: 39, 2480 MHz, GFSK; ANT integral
Test Date:	2016-10-11
Note:	EUT horizontal

Index 74

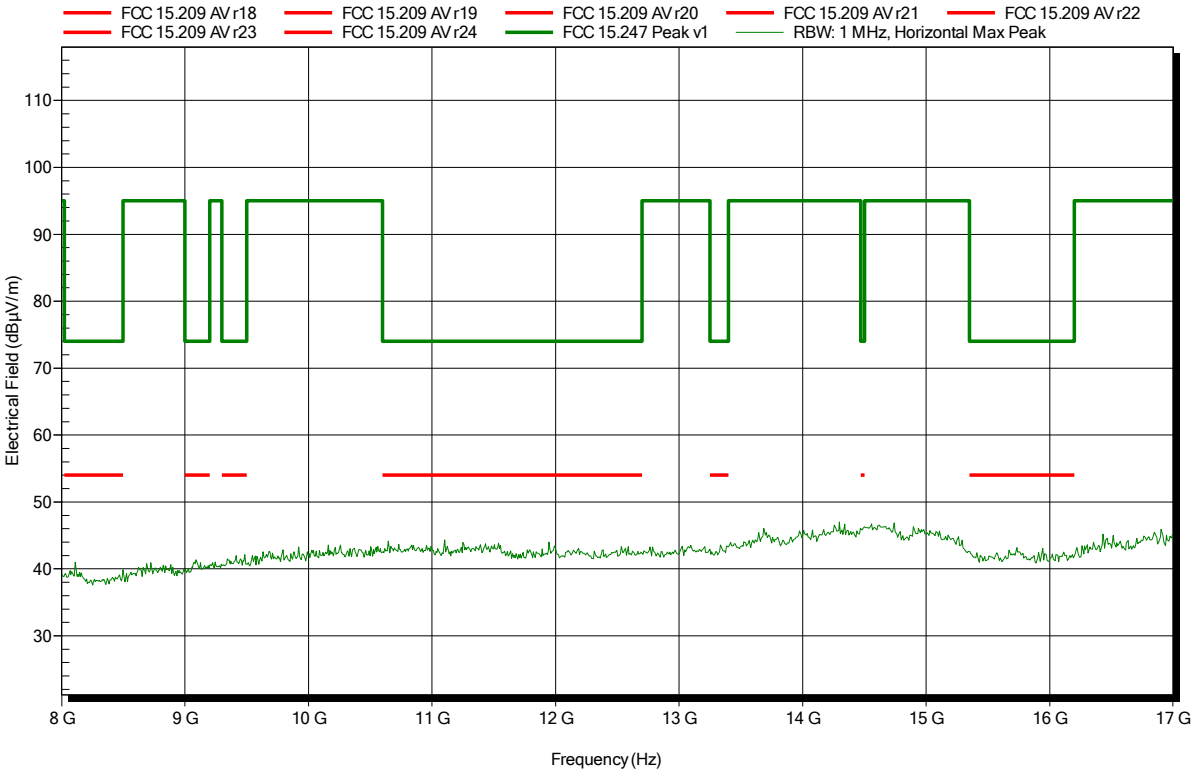

Spurious emissions according to FCC part 15 Subpart C § 15.247

Project number: G0M-1607-5772

Applicant:	FALCOM GmbH
EUT Name:	UMTS/GSM/GPS-Device
Model:	FOX3-KMD
Test Site:	Eurofins Product Service GmbH
Operator:	Administrator
Test Conditions:	Tnom: 24°C, Vnom: 12.0V DC
Antenna:	ATH18G40, Vertical
Measurement distance:	1 m converted to 3m
Mode:	TX; BT-BLE, CH: 0, 2402 MHz, GFSK; ANT integral
Test Date:	2016-10-11
Note:	EUT horizontal

Index 63

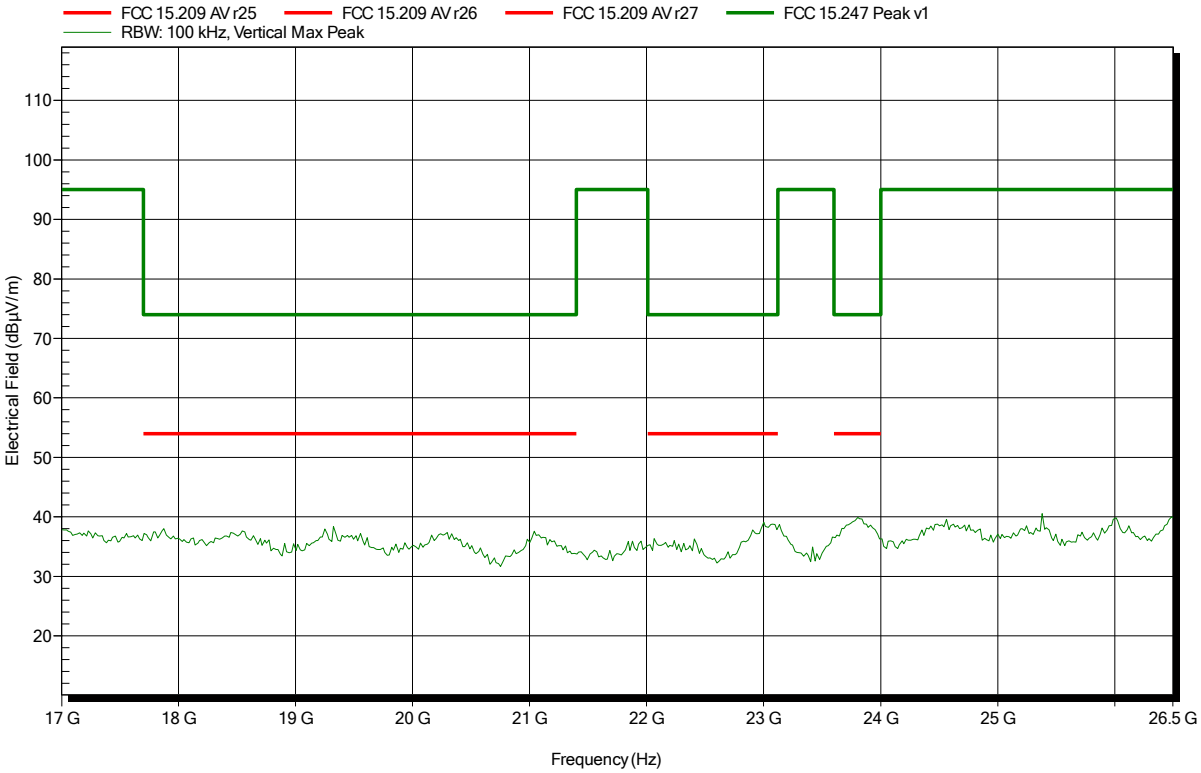

Spurious emissions according to FCC part 15 Subpart C § 15.247

Project number: G0M-1607-5772

Applicant:	FALCOM GmbH
EUT Name:	UMTS/GSM/GPS-Device
Model:	FOX3-KMD
Test Site:	Eurofins Product Service GmbH
Operator:	Administrator
Test Conditions:	Tnom: 24°C, Vnom: 12.0V DC
Antenna:	ATH18G40, Horizontal
Measurement distance:	1 m converted to 3m
Mode:	TX; BT-BLE, CH: 0, 2402 MHz, GFSK; ANT integral
Test Date:	2016-10-11
Note:	EUT horizontal

Index 64

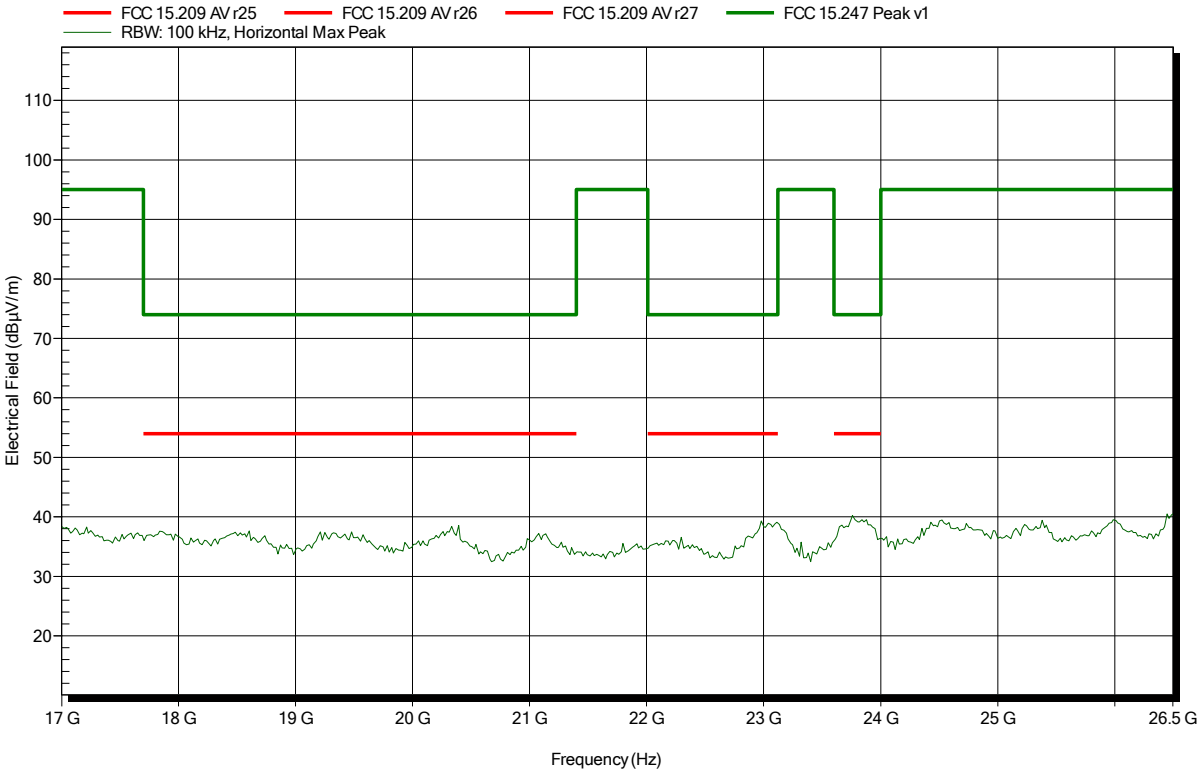

Spurious emissions according to FCC part 15 Subpart C § 15.247

Project number: G0M-1607-5772

Applicant:	FALCOM GmbH
EUT Name:	UMTS/GSM/GPS-Device
Model:	FOX3-KMD
Test Site:	Eurofins Product Service GmbH
Operator:	Administrator
Test Conditions:	Tnom: 24°C, Vnom: 12.0V DC
Antenna:	ATH18G40, Vertical
Measurement distance:	1 m converted to 3m
Mode:	TX; BT-BLE, CH: 19, 2440 MHz, GFSK; ANT integral
Test Date:	2016-10-11
Note:	EUT horizontal

Index 66

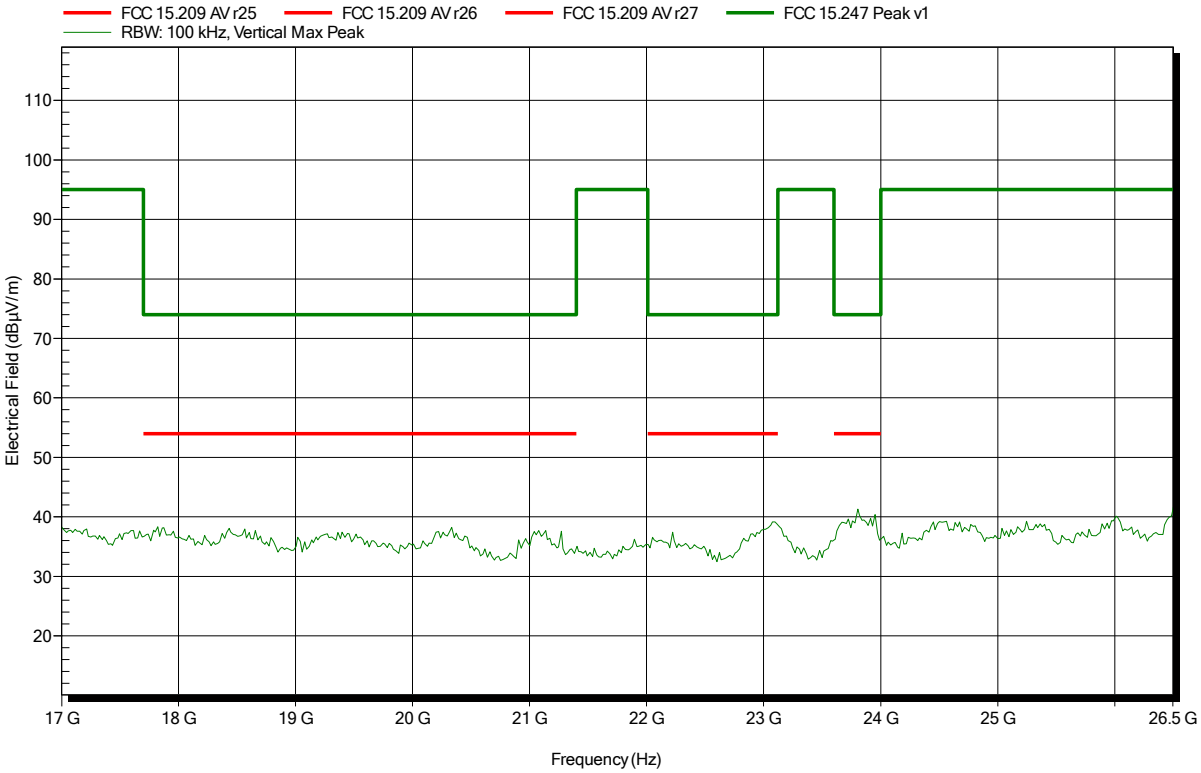

Spurious emissions according to FCC part 15 Subpart C § 15.247

Project number: G0M-1607-5772

Applicant:	FALCOM GmbH
EUT Name:	UMTS/GSM/GPS-Device
Model:	FOX3-KMD
Test Site:	Eurofins Product Service GmbH
Operator:	Administrator
Test Conditions:	Tnom: 24°C, Vnom: 12.0V DC
Antenna:	ATH18G40, Horizontal
Measurement distance:	1 m converted to 3m
Mode:	TX; BT-BLE, CH: 19, 2440 MHz, GFSK; ANT integral
Test Date:	2016-10-11
Note:	EUT horizontal

Index 65

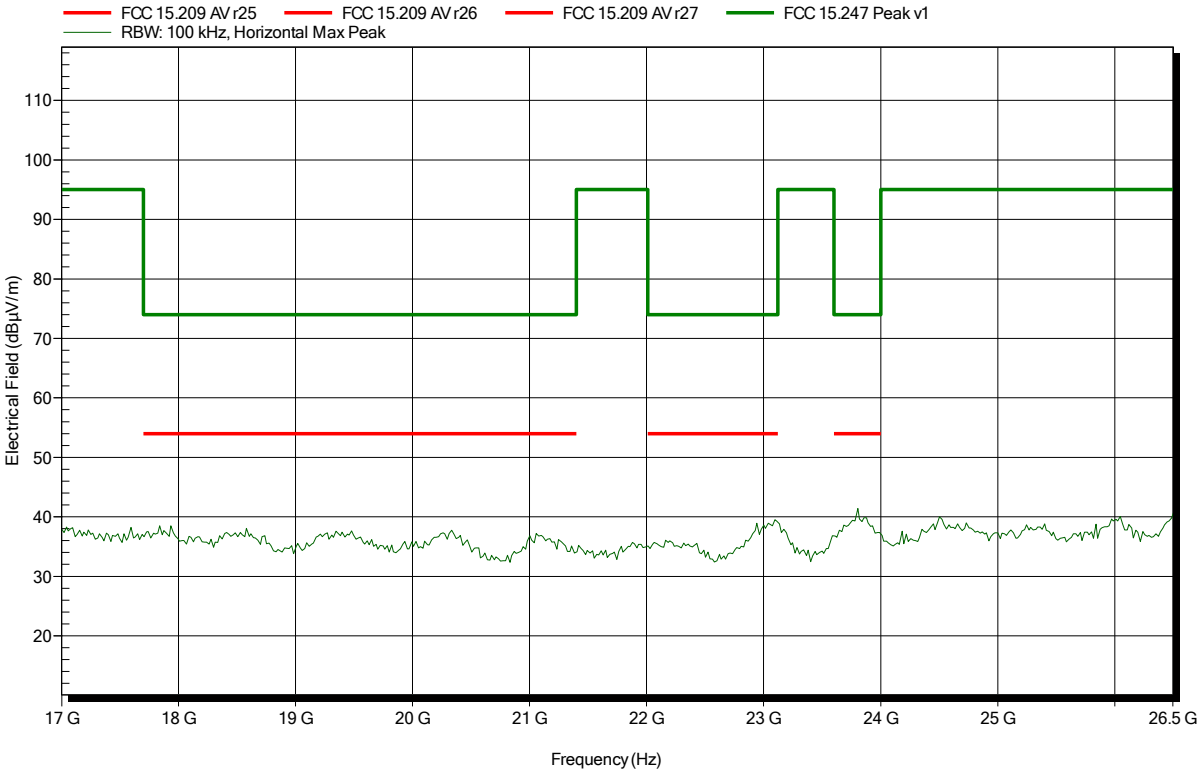

Spurious emissions according to FCC part 15 Subpart C § 15.247

Project number: G0M-1607-5772

Applicant:	FALCOM GmbH
EUT Name:	UMTS/GSM/GPS-Device
Model:	FOX3-KMD
Test Site:	Eurofins Product Service GmbH
Operator:	Administrator
Test Conditions:	Tnom: 24°C, Vnom: 12.0V DC
Antenna:	ATH18G40, Vertical
Measurement distance:	1 m converted to 3m
Mode:	TX; BT-BLE, CH: 39, 2480 MHz, GFSK; ANT integral
Test Date:	2016-10-11
Note:	EUT horizontal

Index 67

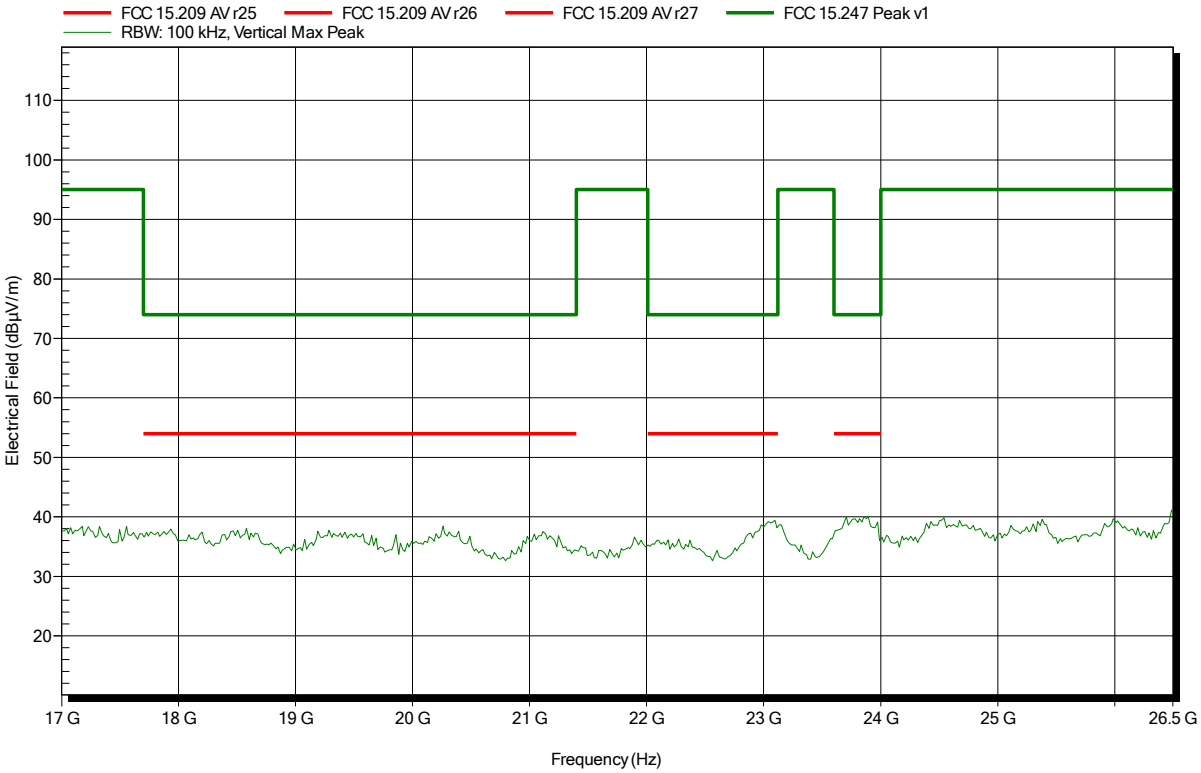

Spurious emissions according to FCC part 15 Subpart C § 15.247

Project number: G0M-1607-5772

Applicant:	FALCOM GmbH
EUT Name:	UMTS/GSM/GPS-Device
Model:	FOX3-KMD
Test Site:	Eurofins Product Service GmbH
Operator:	Administrator
Test Conditions:	Tnom: 24°C, Vnom: 12.0V DC
Antenna:	ATH18G40, Horizontal
Measurement distance:	1 m converted to 3m
Mode:	TX; BT-BLE, CH: 39, 2480 MHz, GFSK; ANT integral
Test Date:	2016-10-11
Note:	EUT horizontal

Index 68

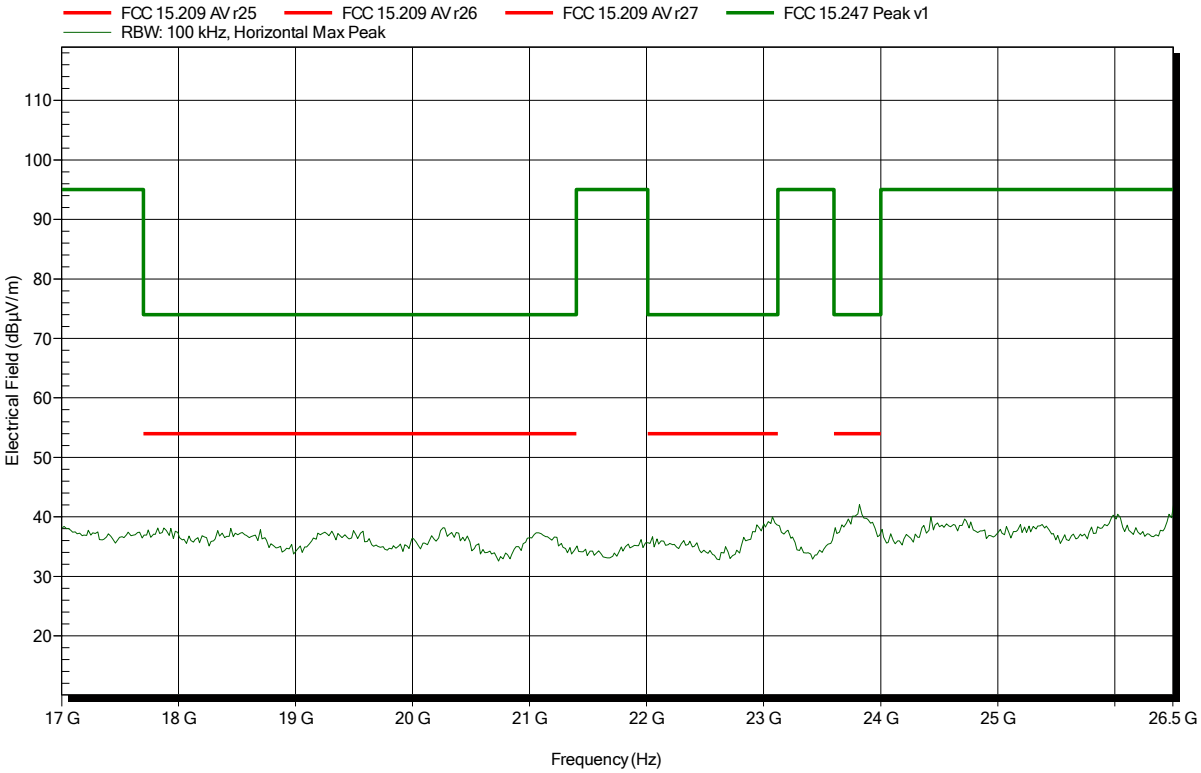

ANNEX B Receiver radiated spurious emissions

Spurious emissions according to IC RSS-247, I1

Project number: G0M-1607-5772

Applicant:	FALCOM GmbH
EUT Name:	UMTS/GSM/GPS-Device
Model:	FOX3-KMD
Test Site:	Eurofins Product Service GmbH
Operator:	Mr. Pudell
Test Conditions:	Tnom: 24°C, Vnom: 12.0V DC
Antenna:	Rohde & Schwarz HK 116, Horizontal
Measurement distance:	3 m
Mode:	RX; BT-BLE, CH: 19, 2440 MHz, GFSK; ANT integral
Test Date:	2016-10-14
Note:	EUT horizontal

Index 52

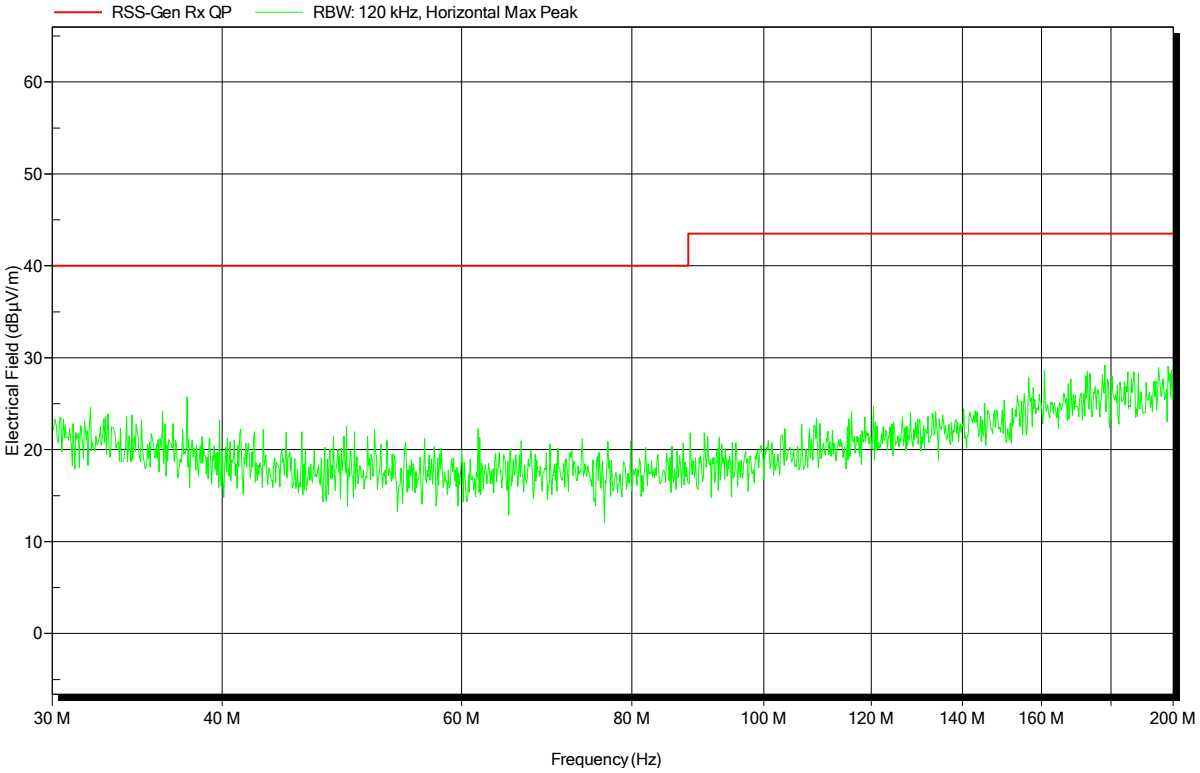

Spurious emissions according to IC RSS-247, I1

Project number: G0M-1607-5772

Applicant:	FALCOM GmbH
EUT Name:	UMTS/GSM/GPS-Device
Model:	FOX3-KMD
Test Site:	Eurofins Product Service GmbH
Operator:	Mr. Pudell
Test Conditions:	Tnom: 24°C, Vnom: 12.0V DC
Antenna:	Rohde & Schwarz HK 116, Vertical
Measurement distance:	3 m
Mode:	RX; BT-BLE, CH: 19, 2440 MHz, GFSK; ANT integral
Test Date:	2016-10-14
Note:	EUT horizontal

Index 51

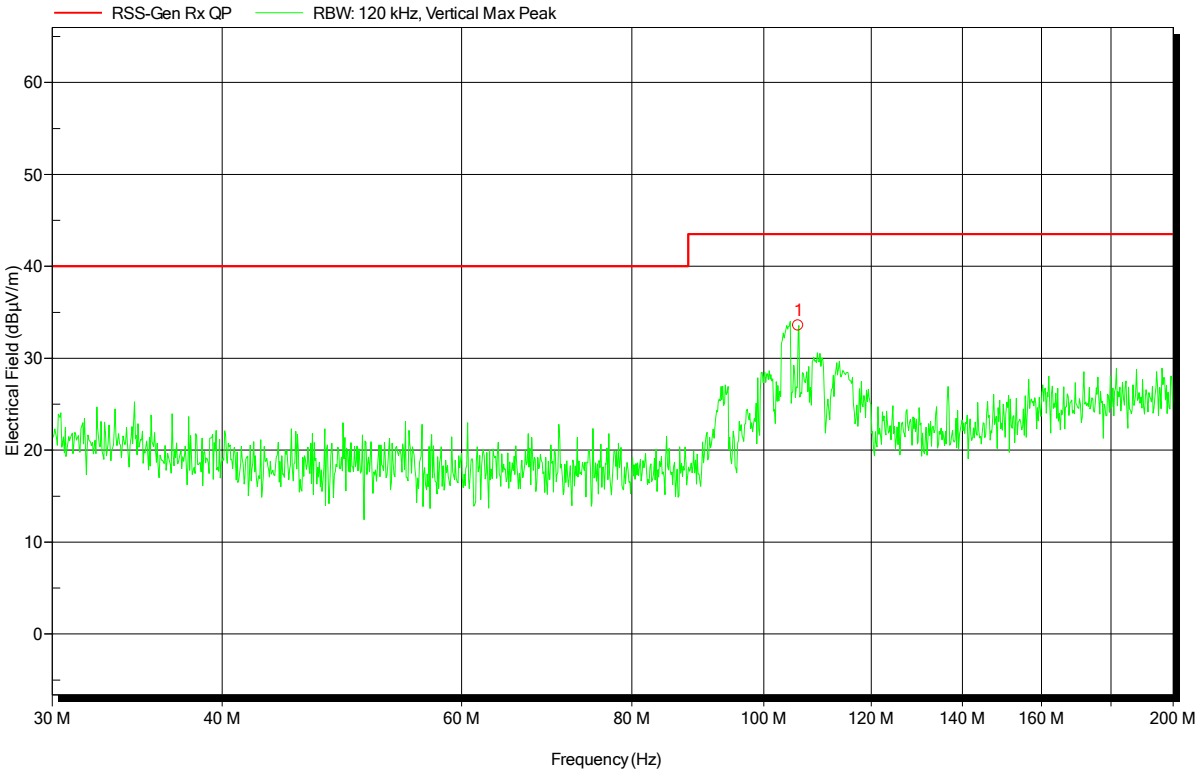

Frequency	Peak	Peak Limit	Peak Difference	Status
106.02 MHz	33.5 dBµV/m	43.5 dBµV/m	-9.96 dB	Pass

Spurious emissions according to IC RSS-247, I1

Project number: G0M-1607-5772

Applicant:	FALCOM GmbH
EUT Name:	UMTS/GSM/GPS-Device
Model:	FOX3-KMD
Test Site:	Eurofins Product Service GmbH
Operator:	Mr. Pudell
Test Conditions:	Tnom: 24°C, Vnom: 12.0V DC
Antenna:	Rohde & Schwarz HL 223, Horizontal
Measurement distance:	3 m
Mode:	RX; BT-BLE, CH: 19, 2440 MHz, GFSK; ANT integral
Test Date:	2016-10-14
Note:	EUT horizontal

Index 49

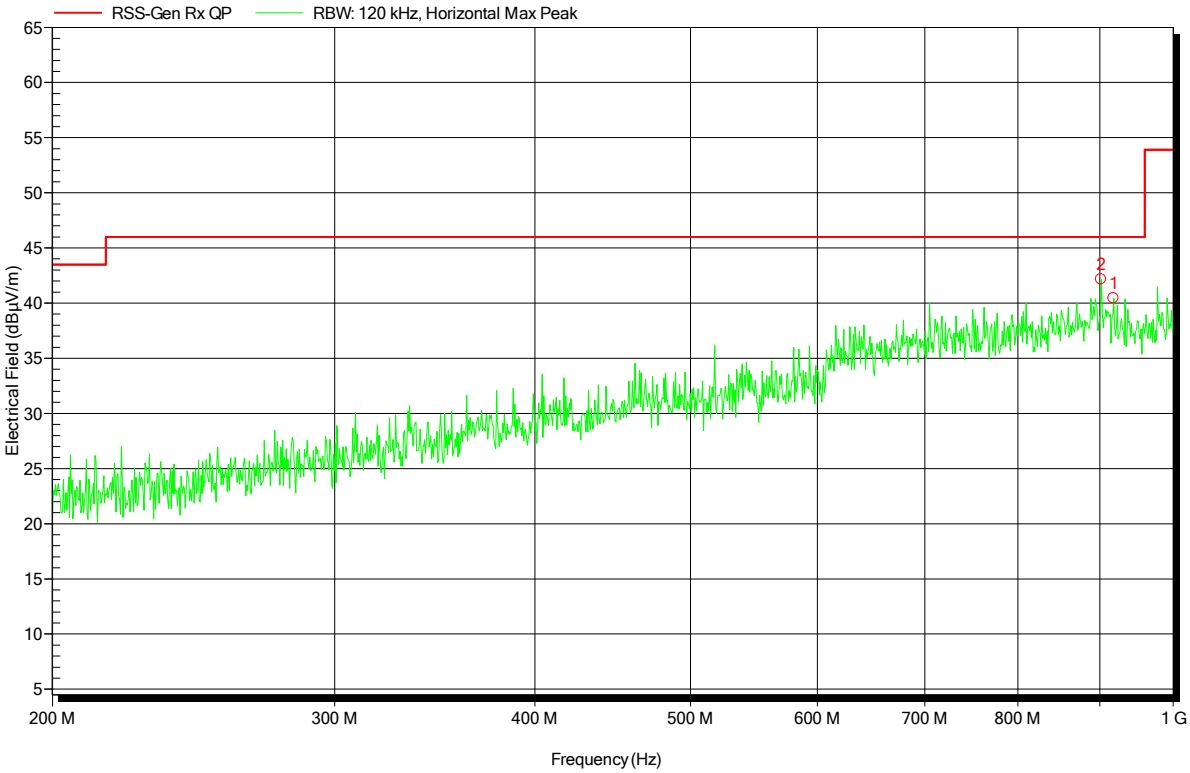

Frequency	Peak	Peak Limit	Peak Difference	Status
901.58 MHz	42.2 dBµV/m	46 dBµV/m	-3.84 dB	Pass
917.96 MHz	40.4 dBµV/m	46 dBµV/m	-5.55 dB	Pass

Spurious emissions according to IC RSS-247, I1

Project number: G0M-1607-5772

Applicant:	FALCOM GmbH
EUT Name:	UMTS/GSM/GPS-Device
Model:	FOX3-KMD
Test Site:	Eurofins Product Service GmbH
Operator:	Mr. Pudell
Test Conditions:	Tnom: 24°C, Vnom: 12.0V DC
Antenna:	Rohde & Schwarz HL 223, Vertical
Measurement distance:	3 m
Mode:	RX; BT-BLE, CH: 19, 2440 MHz, GFSK; ANT integral
Test Date:	2016-10-14
Note:	EUT horizontal

Index 50

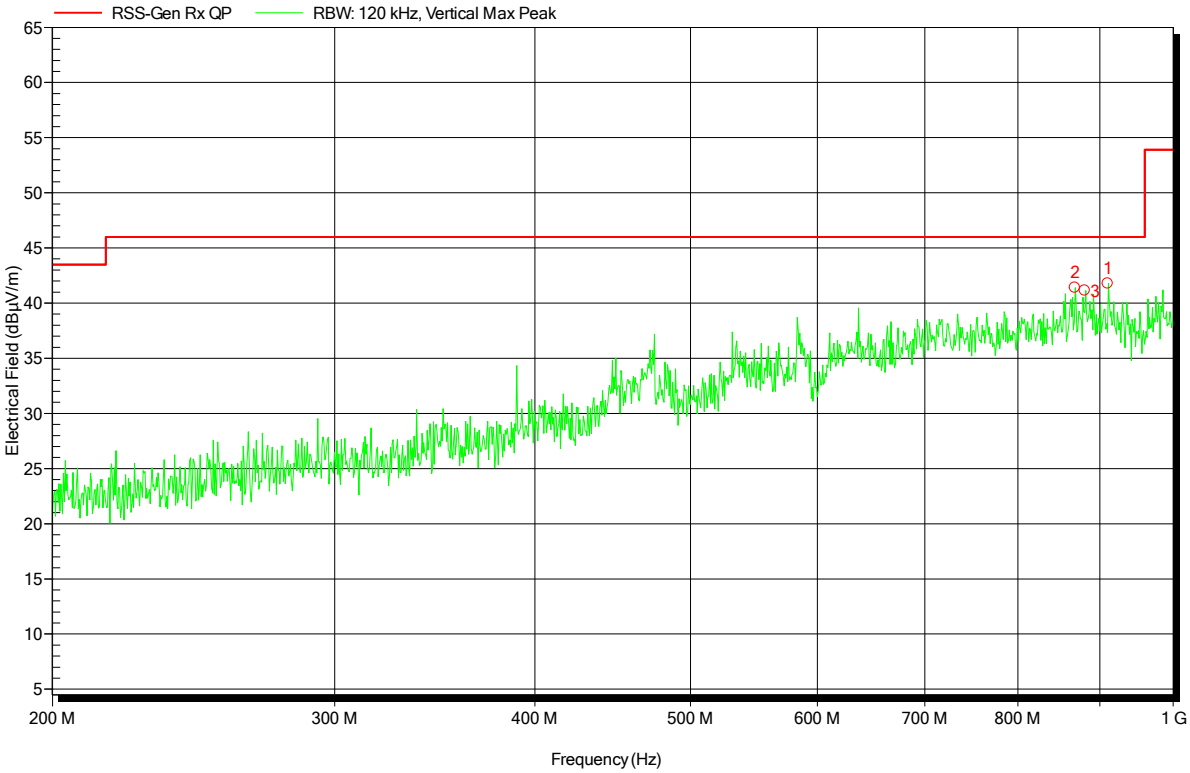

Frequency	Peak	Peak Limit	Peak Difference	Status
868.16 MHz	41.4 dBµV/m	46 dBµV/m	-4.6 dB	Pass
880.88 MHz	41.1 dBµV/m	46 dBµV/m	-4.87 dB	Pass
910.1 MHz	41.8 dBµV/m	46 dBµV/m	-4.21 dB	Pass

Spurious emissions according to IC RSS-247, I1

Project number: G0M-1607-5772

Applicant:	FALCOM GmbH
EUT Name:	UMTS/GSM/GPS-Device
Model:	FOX3-KMD
Test Site:	Eurofins Product Service GmbH
Operator:	Mr. Pudell
Test Conditions:	Tnom: 24°C, Vnom: 12.0V DC
Antenna:	Schwarzbeck BBHA 9120D, Horizontal
Measurement distance:	3 m
Mode:	RX; BT-BLE, CH: 19, 2440 MHz, GFSK; ANT integral
Test Date:	2016-10-06
Note:	EUT horizontal

Index 44

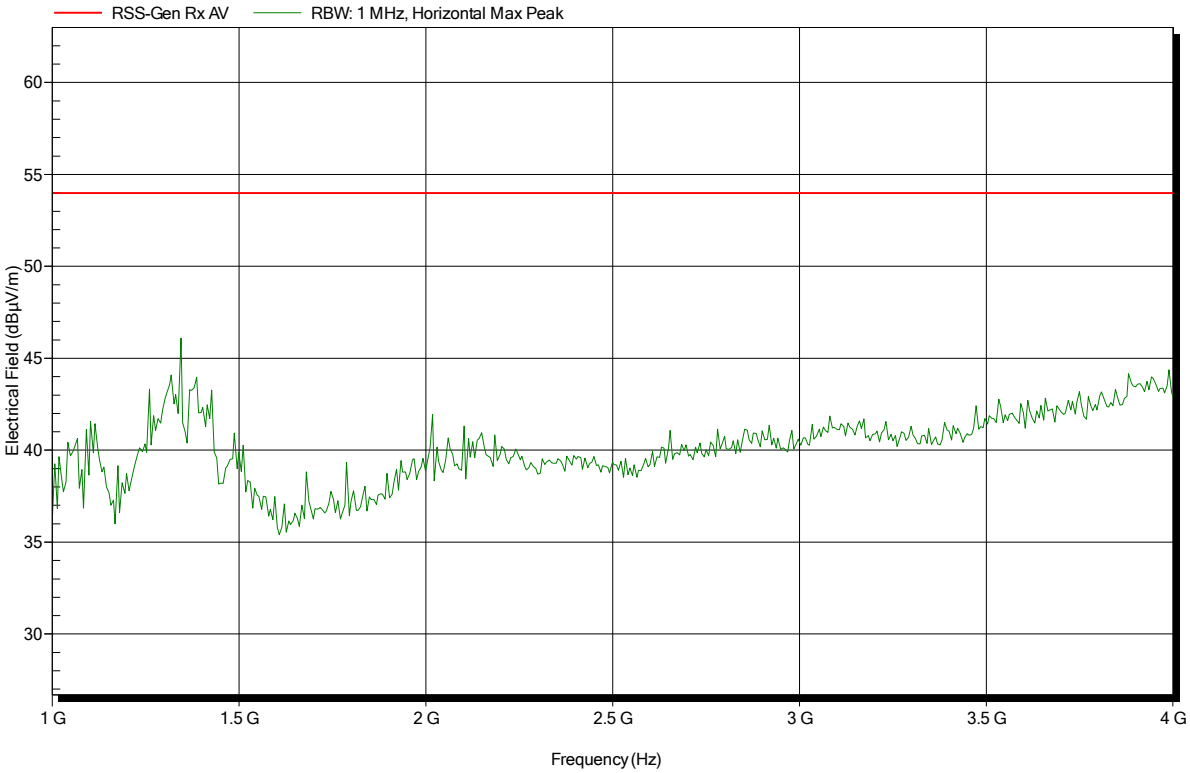

Spurious emissions according to IC RSS-247, I1

Project number: G0M-1607-5772

Applicant:	FALCOM GmbH
EUT Name:	UMTS/GSM/GPS-Device
Model:	FOX3-KMD
Test Site:	Eurofins Product Service GmbH
Operator:	Mr. Pudell
Test Conditions:	Tnom: 24°C, Vnom: 12.0V DC
Antenna:	Schwarzbeck BBHA 9120D, Vertical
Measurement distance:	3 m
Mode:	RX; BT-BLE, CH: 19, 2440 MHz, GFSK; ANT integral
Test Date:	2016-10-06
Note:	EUT horizontal

Index 42

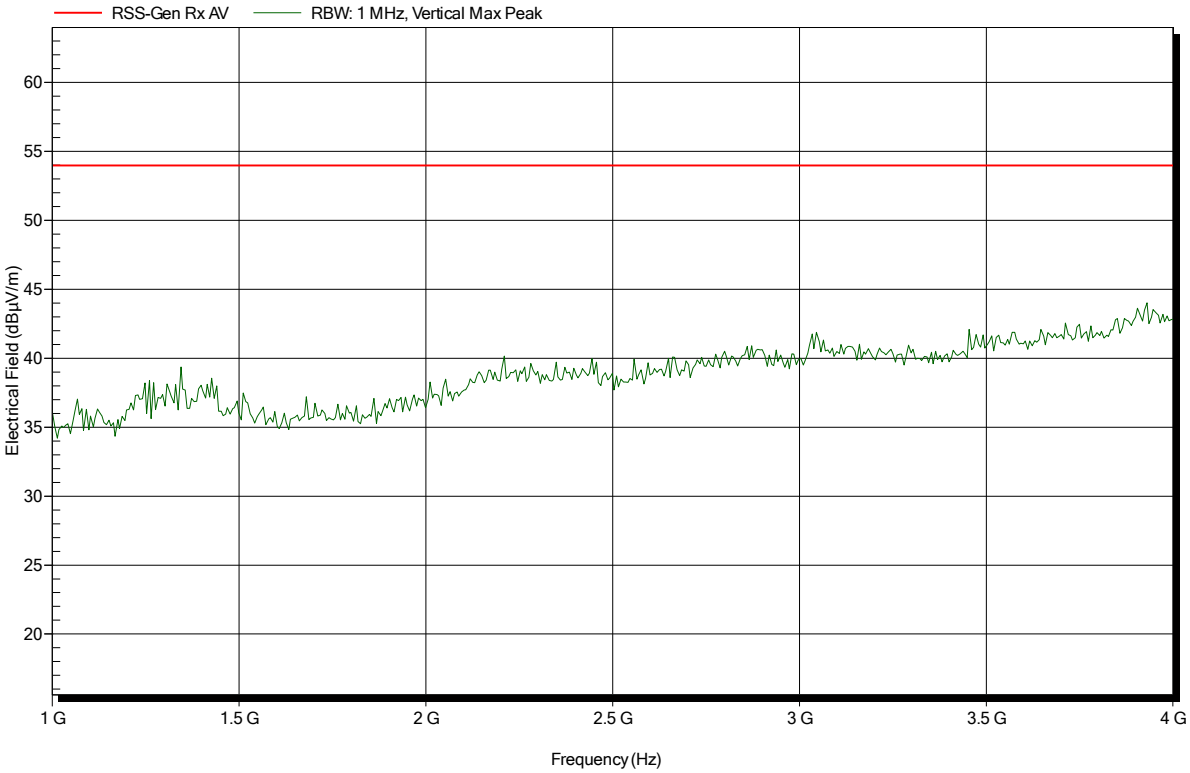

Spurious emissions according to IC RSS-247, I1

Project number: G0M-1607-5772

Applicant:	FALCOM GmbH
EUT Name:	UMTS/GSM/GPS-Device
Model:	FOX3-KMD
Test Site:	Eurofins Product Service GmbH
Operator:	Mr. Pudell
Test Conditions:	Tnom: 24°C, Vnom: 12.0V DC
Antenna:	Schwarzbeck BBHA 9120D, Horizontal
Measurement distance:	3 m
Mode:	RX; BT-BLE, CH: 19, 2440 MHz, GFSK; ANT integral
Test Date:	2016-10-06
Note:	EUT horizontal

Index 45

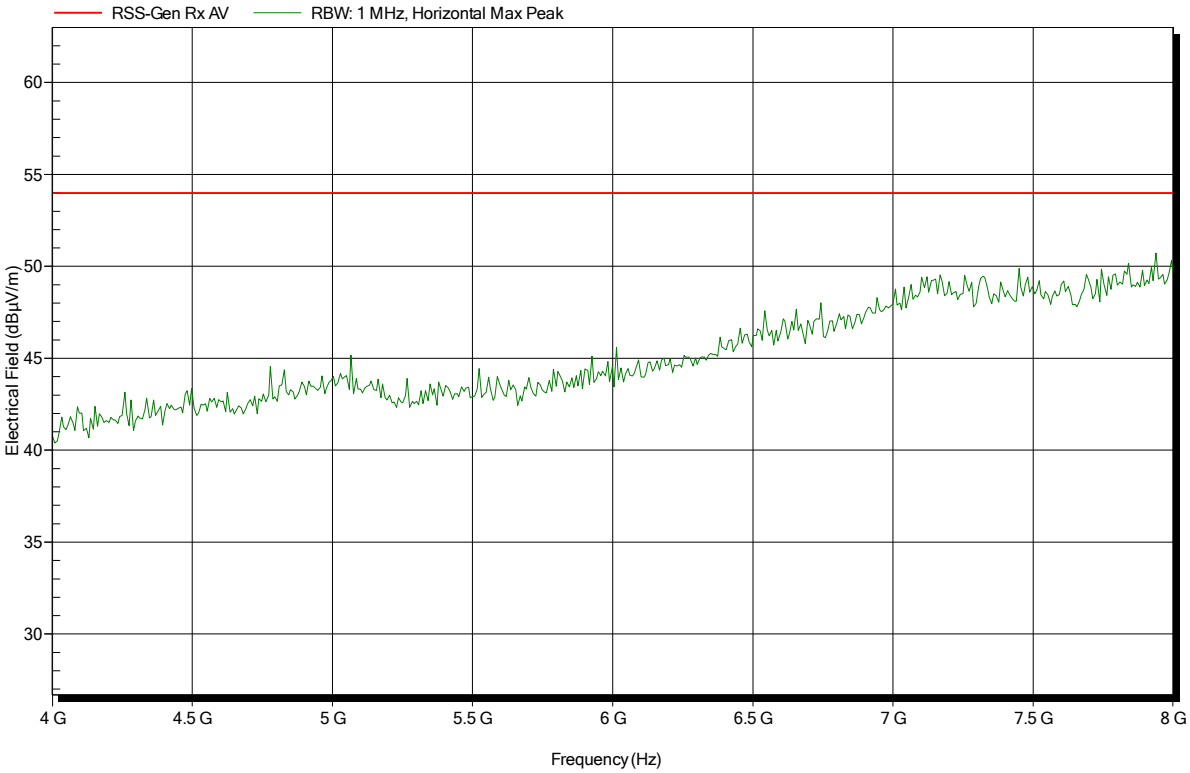

Spurious emissions according to IC RSS-247, I1

Project number: G0M-1607-5772

Applicant:	FALCOM GmbH
EUT Name:	UMTS/GSM/GPS-Device
Model:	FOX3-KMD
Test Site:	Eurofins Product Service GmbH
Operator:	Mr. Pudell
Test Conditions:	Tnom: 24°C, Vnom: 12.0V DC
Antenna:	Schwarzbeck BBHA 9120D, Vertical
Measurement distance:	3 m
Mode:	RX; BT-BLE, CH: 19, 2440 MHz, GFSK; ANT integral
Test Date:	2016-10-06
Note:	EUT horizontal

Index 43

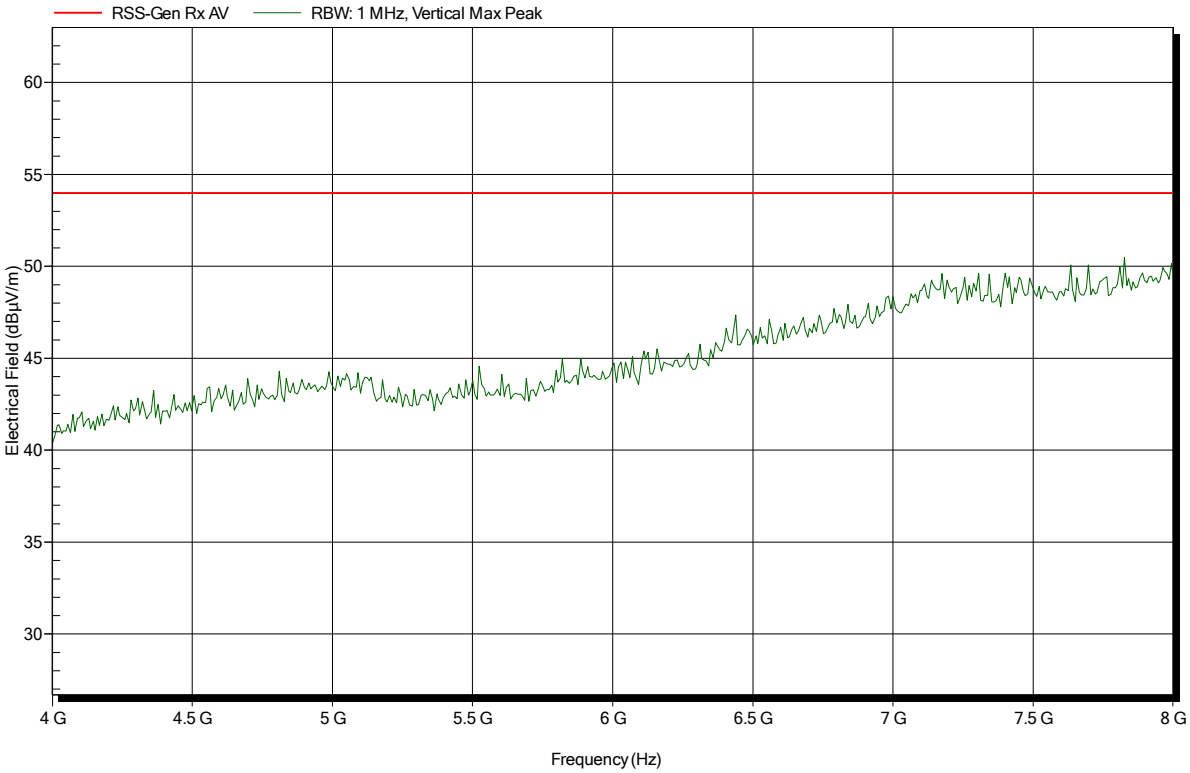

Spurious emissions according to IC RSS-247, I1

Project number: G0M-1607-5772

Applicant:	FALCOM GmbH
EUT Name:	UMTS/GSM/GPS-Device
Model:	FOX3-KMD
Test Site:	Eurofins Product Service GmbH
Operator:	Mr. Pudell
Test Conditions:	Tnom: 24°C, Vnom: 12.0V DC
Antenna:	Schwarzbeck BBHA 9120D, Horizontal
Measurement distance:	1 m converted to 3m
Mode:	RX; BT-BLE, CH: 19, 2440 MHz, GFSK; ANT integral
Test Date:	2016-10-06
Note:	EUT horizontal

Index 47

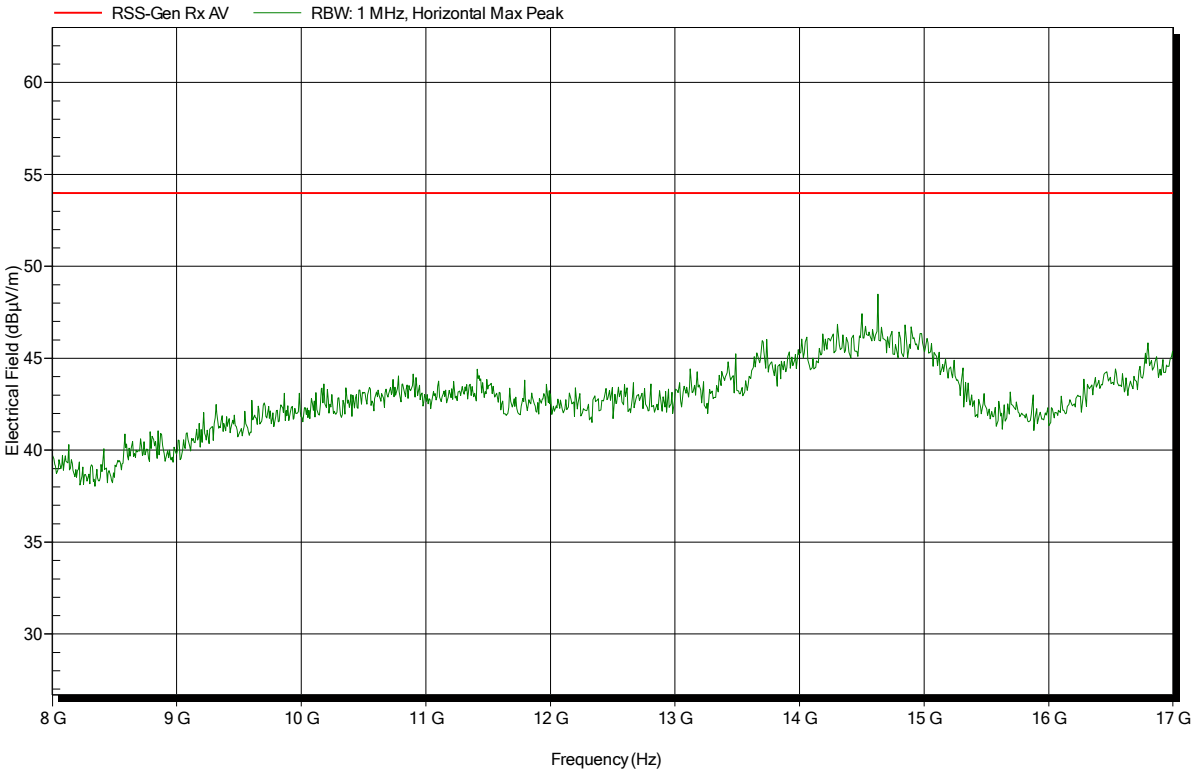

Spurious emissions according to IC RSS-247, I1

Project number: G0M-1607-5772

Applicant:	FALCOM GmbH
EUT Name:	UMTS/GSM/GPS-Device
Model:	FOX3-KMD
Test Site:	Eurofins Product Service GmbH
Operator:	Mr. Pudell
Test Conditions:	Tnom: 24°C, Vnom: 12.0V DC
Antenna:	Schwarzbeck BBHA 9120D, Vertical
Measurement distance:	1 m converted to 3m
Mode:	RX; BT-BLE, CH: 19, 2440 MHz, GFSK; ANT integral
Test Date:	2016-10-06
Note:	EUT horizontal
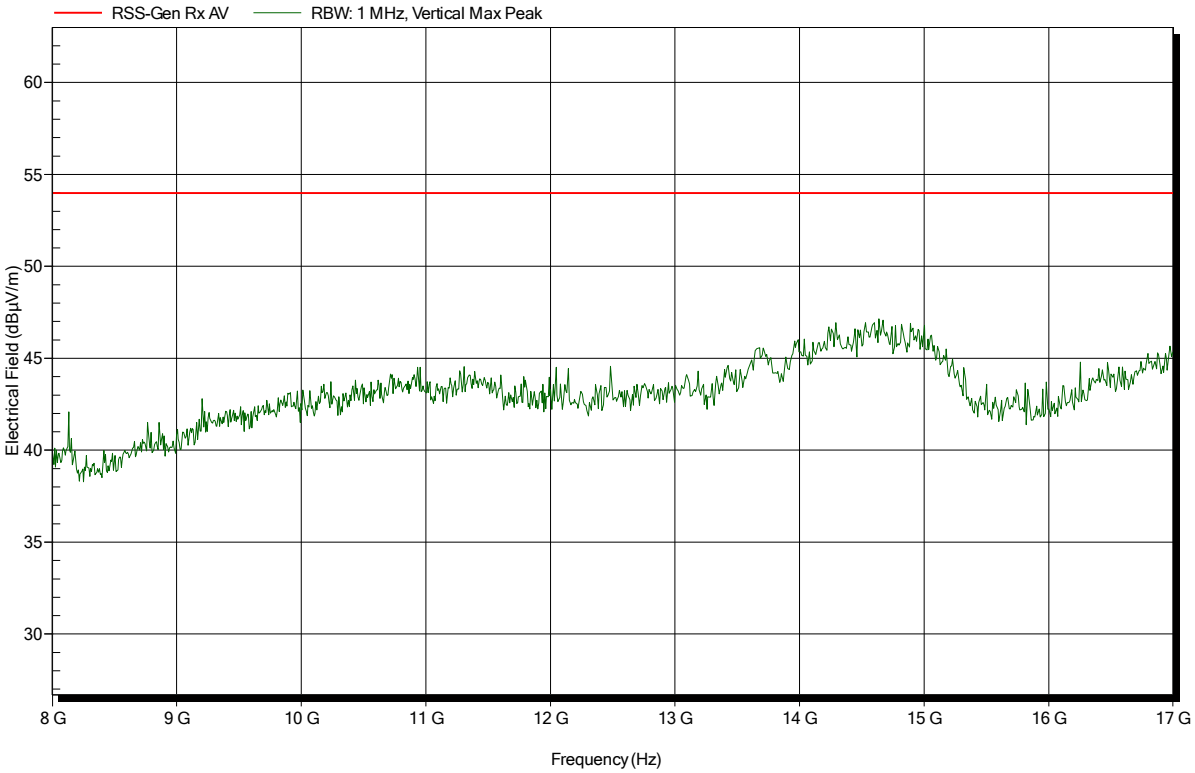
Index 46