



Appendix D. Photo documentation

Table of contents
Test Facility
Test Positions
Liquid depth

Test Facility

Photo 1: Measurement System DASY 5



Test Positions

Photo 2: Front View




Photo 3: Back View



Photo 4: Left hand touch cheek



Photo 5: Left hand tilt 15°




Photo 6: Right hand touch cheek




Photo 7: Right hand tilt 15°



Photo 8: Front Side 15mm




Photo 9: Back Side 15mm




Photo 10: Front Side 10mm




Photo 11: Back Side 10mm




Photo 12: Left Side 10mm




Photo 13: Right Side 10mm



Photo 14: Right Side 10mm



Photo 15: Bottom Side 10mm



Liquid depth

Photo 16: HSL835MHz depth (15.1cm)




Photo 17: MSL835MHz depth (15.1cm)




Photo 18: HSL1900MHz depth (15.1cm)



Photo 19: MSL1900MHz depth (15.2cm)




Photo 20: HSL2450MHz depth (15.0cm)



Photo 21: MSL2450MHz depth (15.1cm)

