



Appendix D. Photo documentation

Table of contents
Test Facility
Test Positions
Liquid depth

Test Facility

Photo 1: Measurement System DASY 5



Test Positions

Photo 2: Front View



Photo 3: Rear View



Photo 4: Left Hand Touched



Photo 5: Left Hand Tilted 15°



Photo 6: Right Hand Touched




Photo 7: Right Hand Tilted 15°




Photo 8: Towards Phantom (10mm)



Photo 9: Towards Ground (10mm)




Photo 10: Left edge (10mm)



Photo 11: Right edge (10mm)




Photo 12: Top edge (10mm)




Photo 13: Bottom edge (10mm)



Photo 14: Towards Ground with Headset (10mm)

NA



NA

Liquid depth

Photo 15: HSL835MHz depth (15.1cm)




Photo 16: MSL835depth (15.2cm)




Photo 17: HSL2450MHz depth (15cm)



Photo 18: MSL2450MHz depth (15.2cm)

