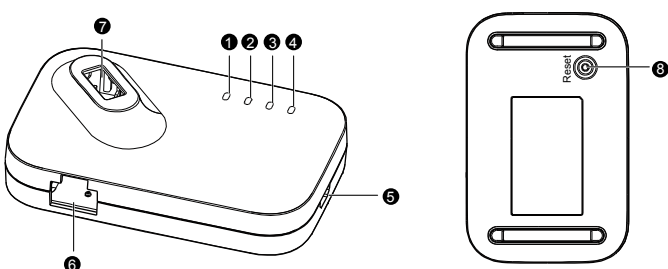


Thank you for choosing the HUAWEI AF23 LTE/3G Sharing Router (AF23 for short). The AF23 is a compact multi-functional router that provides Internet access via Ethernet, Wi-Fi, and USB modem.

- The AF23 delivers stable signals at high speeds and is compatible with a variety of LTE and 3G USB modems.
- The AF23 can convert Ethernet, LTE, and 3G signals into Wi-Fi signals, providing high-speed wireless broadband networks for Wi-Fi devices.
- Figures and functions in this guide are provided for your reference only. The appearance of the actual product may vary.
- Read through this guide before you start using the AF23.
- The actual signal strength and transmission speeds may vary, depending on the actual network condition and application environment.

Getting to Know the AF23



No.	Description	No.	Description
1	USB modem indicator	2	Ethernet port indicator
3	Wi-Fi indicator	4	Power indicator
5	Power port	6	Ethernet port
7	USB port (accommodates a USB modem)	8	Reset button

Indicators

Indicator	Status	Description
Power indicator	Green	Steady on: The AF23 is connected to a power supply. Off: The AF23 is disconnected from the power supply.
	Green	Steady on: Wi-Fi is enabled. Off: Wi-Fi is disabled.
Ethernet port indicator	Green	Steady on: The AF23 is connected to a network using a network cable. Off: The AF23 is not connected to a network using a network cable.
	Green	Blinking (once every 2 seconds): • The AF23 has identified the USB modem or USB storage device. • The AF23 is connected to a USB modem, but there is no data transmission.
Steady on: The AF23 is accessing the Internet via the USB modem.		
All except the power indicator	Green	Steady on: The AF23 fails to identify the USB modem or USB storage device. • The AF23 fails to connect to a USB modem.
	Green	Blinking (once every 2 seconds): The AF23 is being upgraded.
All except the power indicator	Green	Blinking (once every 2 seconds): The AF23 is being restored to its factory settings.

Using the Power Adapter

Only use power adapters compatible with the AF23 and provided by a designated manufacturer (HW-050200E3W European power / HW-050200B3W British power / HW-050200U3W American power). Use of an incompatible power adapter or one from an unknown manufacturer may cause the AF23 to malfunction, fail, or could even cause a fire. Such use voids all warranties, whether expressed or implied, on the product.

Configuring the AF23

Before you start using the AF23, configure it using the web management page:

1. Go to <http://192.168.8.1> and enter admin as both the user name and password.
2. Configure the desired parameters. By default, the working mode is Manual. You can set it to Always on according to your needs.

Notes:

For details, see online help in the web management page.

Using the AF23

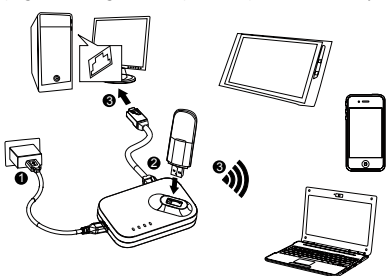
Common Application Scenarios

Notes:

When you use the AF23, place it horizontally.

Scenario 1: LTE/3G Sharing mode (providing Internet access for multiple users via USB modem)

You can generally use the USB modem to access the Internet without performing any configurations. You can also click **General Settings > Datacard** in the web management page to configure multiple APN profiles manually.



1. Connect the AF23 to a power supply.
2. Connect a USB modem to the USB port.

Notes:

Vertically insert your USB modem into the AF23, as shown in the preceding figure.

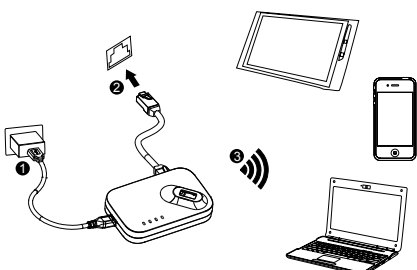
Ensure that your USB modem has Internet access.

The AF23's performance may decrease when using USB modems of certain frequency bands.

3. Use another device to search for the AF23's Wi-Fi SSID, and enter the password. You can then use that device to access the Internet. Alternatively, use a network cable to connect a computer to the AF23's Ethernet port. You can then access the Internet without performing any configurations.

Scenario 2: Ethernet Router mode A (providing Internet access for multiple users via Ethernet)

Connect the AF23 to an Ethernet port in an office or in your home. You can generally access the Internet without performing any configurations. Set a static IP address, if required. For details, contact your network administrator.



1. Connect the AF23 to a power supply.
2. Connect the AF23 to an Ethernet using a network cable.

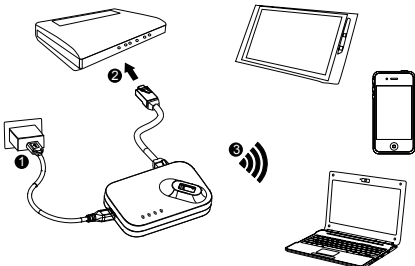
Notes:

Ensure that the Ethernet network has Internet access. If required, use the web management page to set a static IP address for the AF23.

3. Use another device to search for the AF23's Wi-Fi SSID, and enter the password. You can then use that device to access the Internet.

Scenario 2: Ethernet Router mode B (providing Internet access for multiple users via ADSL modem)

Set the PPPoE parameters the first time you use the ADSL modem. (Click **General Settings > Ethernet** in the web management page to set.) For the user name and password, contact your service provider.



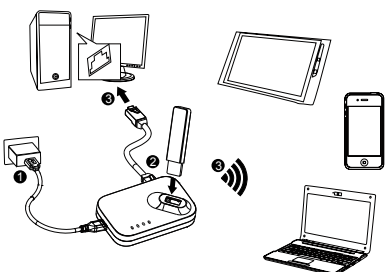
1. Connect the AF23 to a power supply.
2. Connect the ADSL modem to the AF23's Ethernet port.

Notes:

When you use the web management page to configure settings, ensure that the PPPoE user name and password are correct.

3. Use another device to search for the AF23's Wi-Fi SSID, and enter the password. You can then use that device to access the Internet. Alternatively, use a network cable to connect a computer to the AF23's Ethernet port. You can then access the Internet without performing any configurations.

Scenario 3: USB Storage Sharing mode



1. Connect the AF23 to a power supply.
2. Insert the USB storage device into the AF23.

Notes:

The AF23 may not be compatible with some USB storage devices.

3. Devices whose Wi-Fi function has been enabled or that are connected using a network cable can use the AF23's web management page to access the contents of the USB storage device.

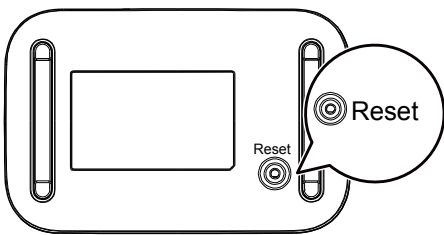
Restoring Factory Settings

If you are uncertain of which settings you have configured or changed, you can restore the AF23 to its factory settings and reconfigure the device.

Connect the AF23 to a power supply. Press and hold the Reset button for at least 5 seconds. The Wi-Fi, Ethernet, and USB modem indicators all blink green. The AF23 is restored to its factory settings.

Notes:

Restoring the AF23 to its factory settings erases all the device's user-defined settings and restores all the settings on the web management page to their default values.



Copyright © Huawei Technologies Co., Ltd. 2012. All rights reserved.

No part of this document may be reproduced or transmitted in any form or by any means without prior written consent of Huawei Technologies Co., Ltd.

The product described in this manual may include copyrighted software of Huawei Technologies Co., Ltd. and possible licensors. Customers shall not in any manner reproduce, distribute, modify, decompile, disassemble, decrypt, extract, reverse engineer, lease, assign, or sublicense the said software, unless such restrictions are prohibited by applicable laws or such actions are approved by respective copyright holders under licenses.

Trademarks and Permissions



HUAWEI, HUAWEI, and



are trademarks or registered trademarks of Huawei Technologies Co., Ltd.



is a trademark of ETSI.

Other trademarks, product, service and company names mentioned are the property of their respective owners.

Notice

Some features of the product and its accessories described herein rely on the software installed, capacities and settings of local network, and may not be activated or may be limited by local network operators or network service providers, thus the descriptions herein may not exactly match the product or its accessories you purchase.

Huawei Technologies Co., Ltd. reserves the right to change or modify any information or specifications contained in this manual without prior notice or obligation.

NO WARRANTY

THE CONTENTS OF THIS MANUAL ARE PROVIDED "AS IS". EXCEPT AS REQUIRED BY APPLICABLE LAWS, NO WARRANTIES OF ANY KIND, EITHER EXPRESS OR IMPLIED, INCLUDING BUT NOT LIMITED TO, THE IMPLIED WARRANTIES OF MERCHANTABILITY AND FITNESS FOR A PARTICULAR PURPOSE, ARE MADE IN RELATION TO THE ACCURACY, RELIABILITY OR CONTENTS OF THIS MANUAL.

TO THE MAXIMUM EXTENT PERMITTED BY APPLICABLE LAW, IN NO CASE SHALL HUAWEI TECHNOLOGIES CO., LTD. BE LIABLE FOR ANY SPECIAL, INCIDENTAL, INDIRECT, OR CONSEQUENTIAL DAMAGES, OR LOST PROFITS, BUSINESS, REVENUE, DATA, GOODWILL OR ANTICIPATED SAVINGS.

Import and Export Regulations

Customers shall comply with all applicable export or import laws and regulations and will obtain all necessary governmental permits and licenses in order to export, re-export or import the product mentioned in this manual including the software and technical data therein.

Warnings and Precautions

To use the device properly and safely, read these warnings and precautions carefully and strictly observe them during operation. Unless otherwise specified, the term "device" refers to the device and its accessories.

Basic Requirements

- During storage, transportation, and operation of the device, keep it dry and prevent it from colliding with other objects.
- Do not dismantle the device. In case of any fault, contact an authorized service center for assistance or repair.
- Without authorization, no organization or individual can change the mechanical, safety, or performance design of the device.
- When using the device, observe all applicable laws and regulations and respect the legal rights of other people.

Medical Device

- Follow rules and regulations set forth by hospitals and health care facilities. Do not use your device when using the device is prohibited.
- Some wireless devices may affect the performance of hearing aids or pacemakers. For any such problems, consult your service provider.
- If you are using an electronic medical device, consult the doctor or the device manufacturer to confirm whether radio waves affect the operation of this device.

Potentially Explosive Atmosphere

Do not use your device in any area with a potentially explosive atmosphere, and comply with all signs and instructions. Areas that may have potentially explosive atmospheres include the areas where you would normally be advised to turn off your vehicle engine. Triggering of sparks in such areas could cause an explosion or a fire, resulting in bodily injuries or even deaths. Do not use your device at refueling points such as service stations. Comply with restrictions on the use of radio equipment in fuel depots, storage, and distribution areas, and chemical plants. In addition, adhere to restrictions in areas where blasting operations are in progress. Before using the device, watch out for areas that have potentially explosive atmospheres that are often, but not always, clearly marked. Such locations include areas below the deck on boats, chemical transfer or storage facilities, and areas where the air contains chemicals or particles such as grain, dust, or metal powders. Ask the manufacturers of vehicles using liquefied petroleum gas (such as propane or butane) whether this device can be safely used in their vicinity.

Traffic Security

- Observe local laws and regulations while using the device. To prevent accidents, do not use your wireless device while driving.
- RF signals may affect electronic systems of motor vehicles. For more information, consult the vehicle manufacturer.
- In a motor vehicle, do not place the device over the air bag or in the air bag deployment area. Otherwise, the device may hurt you owing to the strong force when the air bag inflates.
- Do not use your device while flying in an aircraft and before boarding an aircraft. Using wireless devices in an aircraft may cause danger to the operation of the aircraft and disrupt the wireless telephone network. It may also be considered illegal.

Environmental Requirements for Using the Device

- Before connecting and disconnecting cables, stop using the device, and then disconnect it from the power supply. Ensure that your hands are dry during operation.
- Keep the device far from sources of heat and fire, such as a heater or a candle.
- Keep the device far from electronic appliances that generate strong magnetic or electric fields, such as a microwave oven or a refrigerator.
- Place the device on a stable surface.
- Place the device in a cool and well-ventilated indoor area. Do not expose the device to direct sunlight. Use the device in an area with a temperature ranging from -10°C to +40°C.
- Do not block the openings on the device with any object. Reserve a minimum space of 10 cm around the device for heat dissipation.
- Do not place any object (such as a candle or a water container) on the device. If any foreign object or liquid enters the device, stop using the device immediately, power it off, remove all the cables connected to it, and then contact an authorized service center.
- During thunderstorms, power off the device, and then remove all the cables connected to it to prevent it from getting damaged due to lightning strikes.

Precautions for Using Wireless Devices

- Do not use the device where using wireless devices is prohibited or may cause interference or danger.
- The radio waves generated by the device may interfere with the operation of electronic medical devices. If you are using any electrical medical device, contact its manufacturer for the restrictions on the use of the device.
- Do not take the device into operating rooms, intensive care units (ICUs), or coronary care units (CCUs).

Accessory Requirements

- Use only the accessories supplied or authorized by the device manufacturer. Otherwise, the performance of the device may be affected, the warranty for the device, or the laws and regulations related to telecommunications terminals may become null and void, or an injury may occur.
- Do not use the power adapter if its cable is damaged. Otherwise, electric shocks or fires may occur.
- Ensure that the power adapter meets the specifications indicated on the device nameplate.
- Ensure that the power adapter meets the requirements of Clause 2.5 in IEC60950-1/EN60950-1 and it is tested and approved according to national or local standards.
- For pluggable equipment, the socket-outlet shall be installed near the equipment and shall be easily accessible.
- Unplug the charger from the electrical plug and the device when not in use.

Safety of Children

Keep the device and its accessories out of the reach of children. Otherwise, they

may damage the device and its accessories by mistake, or they may swallow the small components of the device, causing suffocation or other dangerous situations.

Maintenance

- If the device is not used for a long time, power it off, and then remove all the cables connected to it.
- If any exception occurs, for example, if the device emits any smoke or unusual sound or smell, stop using the device immediately, power it off, remove all the cables connected to it, and then contact an authorized service center.
- Do not trample, pull, or overbend any cable. Otherwise, the cable may get damaged, causing malfunction of the device.
- Before cleaning the device, stop using it, power it off, and then remove all the cables connected to it.
- Use a clean, soft, and dry cloth to clean the device shell. Do not use any cleaning agent or spray to clean the device shell.

FCC Statement

This device complies with part 15 of the FCC Rules

Operation is subject to the following two conditions:

- 1) This device may not cause harmful interference, and
- 2) This device must accept any interference received, including interference that may cause undesired operation.

The antenna(s) used for this transmitter must be installed to provide a separation distance of at least 20 cm from all persons.

Note:

This equipment has been tested and found to comply with the limits for a Class B digital device, pursuant to part 15 of the FCC Rules. These limits are designed to provide reasonable protection against harmful interference in a residential installation. This equipment generates, uses and can radiate radio frequency energy and, if not installed and used in accordance with the instructions, may cause harmful interference to radio communications. However, there is no guarantee that interference will not occur in a particular installation. If this equipment does cause harmful interference to radio or television reception, which can be determined by turning the equipment off and on, the user is encouraged to try to correct the interference by one or more of the following measures:

- Reorient or relocate the receiving antenna.
- Increase the separation between the equipment and receiver.
- Connect the equipment into an outlet on a circuit different from that to which the receiver is connected.

- Consult the dealer or an experienced radio/TV technician for help.

Warning: Changes or modifications made to this device not expressly approved by Huawei Technologies Co., Ltd. may void the FCC authorization to operate this device.

Disposal and Recycling Information



■ This symbol on the device (and any included batteries) indicates that the device (and any included batteries) should not be disposed of as normal household garbage. Do not dispose of your device or batteries as unsorted municipal waste. The device (and any batteries) should be handed over to a certified collection point for recycling or proper disposal at the end of its life.

For more detailed information about the recycling of the device or batteries, contact your local city office, the household waste disposal service, or the retail store where you purchased this device.

The disposal of this device is subject to the Waste from Electrical and Electronic Equipment (WEEE) Directive of the European Union. The purpose for separating WEEE and batteries from other waste is to minimize any environmental impact and health hazard due to the presence of hazardous substances.

Reduction of Hazardous Substances

This device is compliant with the EU Registration, Evaluation, Authorisation and Restriction of Chemicals (REACH) Regulation (Regulation No 1907/2006/EC of the European Parliament and of the Council) and the EU Restriction of Hazardous Substances (RoHS) Directive (Directive 2002/95/EC of the European Parliament and of the Council). For more information about the REACH compliance of the device, visit the Web site www.huaweidevice.com/certification. You are recommended to visit the Web site regularly for up-to-date information.

EU Regulatory Conformance

This device should be installed and operated with a minimum distance of 20 cm between the antenna and all persons.

Български: С настоящето Huawei Technologies Co., Ltd. декларира, че този уред съответства на основните изисквания и другите разпоредби на Директива 1999/5/EC.

Česky: Huawei Technologies Co., Ltd., tímto prohlašuje, že toto zařízení je ve shodě se základními požadavky a dalšími souvisejícími opatřeními směrnice 1999/5/EC.

Dansk: Huawei Technologies Co., Ltd. erklærer hermed at denne enhed er i overensstemmelse med de obligatoriske krav og andre relevante bestemmelser i direktiv 1999/5/EF.

Nederlands: Hierbij verklaart Huawei Technologies Co., Ltd. dat dit apparaat in overeenstemming is met de essentiële eisen en de andere relevante bepalingen van richtlijn 1999/5/EC.

English: Hereby, Huawei Technologies Co., Ltd. declares that this device is in compliance with the essential requirements and other relevant provisions of Directive 1999/5/EC.

Eesti: Käesolevaga kinnitab Huawei Technologies Co., Ltd., et see seade vastab Direktiivi 1999/5/EÜ põhinõudmistele ja teistele asjakohastele määrustele.

Suomi: Huawei Technologies Co., Ltd. vakuuttaa täten, että tämä laite on yhdenmukainen direktiivin 1999/5/EY olennaisten vaatimusten ja direktiivin muiden asiaankuuluvien lausumien kanssa.

Français (Européen) : Huawei Technologies Co., Ltd. déclare que ce produit est conforme aux exigences essentielles et aux autres dispositions pertinentes de la directive 1999/5/CE.

Deutsch: Huawei Technologies Co., Ltd. erklärt hiermit, dass dieses Produkt die erforderlichen Bestimmungen und andere relevante Verordnungen der Richtlinie 1999/5/EG einhält.

Ελληνικά: Δια της παρούσης η Huawei Technologies Co., Ltd. δηλώνει ότι αυτή η συσκευή συμμορφώνεται με τις βασικές απαιτήσεις και άλλες σχετικές διατάξεις της οδηγίας 1999/5/EK.

Magyar: Jelen nyilatkozaton kereszttül a Huawei Technologies Co., Ltd. kijelenti, hogy a készülék megfelel az EC/5/1999 irányelv összes lényeges követelményének és vonatkozó előírásának.

Gaeilge: Fograíonn Huawei Technologies Co., Ltd. leis seo go bhfuil an fheiste seo i gcomhlíonadh leis na fíor-riachtanais agus na forálacha eile maidir le Treoir 1999/5/AE.

Italiano: Col presente documento, Huawei Technologies Co., Ltd. dichiara che questo dispositivo è conforme ai requisiti essenziali e alle altre disposizioni applicabili della Direttiva 1999/5/CE.

Latviski: Ar šo Huawei Technologies Co., Ltd. paziņo, ka šī ierīce atbilst Direktīvas 1999/5/EC pamatprasībām un piemērojamajiem nosacījumiem.

Lietuviškai: Šiuo Huawei Technologies Co., Ltd. praneša, kad šis įtaisas atitinka Direktivos 1999/5/EC pagrindinius reikalavimus ir taikomas sąlygas.

Malti: Hawnhekk, Huawei Technologies Co., Ltd. tididikja li dan it-tagħmir hu konformi mal-ħtiġijiet essenzjali u provvedimenti rilevanti oħrajn ta' Direttiva 1999/5/KE.

Polski: Wymieniona w tym dokumencie firma Huawei Technologies Co., Ltd. deklaruje, że niniejsze urządzenie spełnia zasadnicze wymagania w zakresie zgodności oraz inne odnośne postanowienia Dyrektywy 1999/5/EC.

Português (Europeu) : Deste modo, a Huawei Technologies Co., Ltd. declara que este dispositivo está em conformidade com os requisitos essenciais e outras providões relevantes da Directiva 1999/5/CE.

Română: Prin prezenta Huawei Technologies Co., Ltd. declară că acest dispozitiv este conform cu cerințele esențiale și alte prevederi relevante ale directivei 1999/5/CE.

Slovenčina: Huawei Technologies Co., Ltd. týmto vyhlasuje, že zariadenie je v súlade so základnými požiadavkami a inými relevantnými predpismi Smernice 1999/5/ES.

Slovenščina: Huawei Technologies Co., Ltd. izjavlja, da je ta naprava v skladu z bistvenimi zahtevami in drugimi ustreznimi določbami Direktive 1999/5/ES.

Español (Europeo) : Con el presente documento, Huawei Technologies Co., Ltd. declara que este dispositivo cumple con los requisitos esenciales y con las demás disposiciones correspondientes de la Directiva 1999/5/CE.

Svenska: Huawei Technologies Co., Ltd. förklarar härmed att denna produkt överensstämmer med de grundläggande kraven och andra relevanta föreskrifter i direktiv 1999/5/EG.

For the declaration of conformity, visit the web site www.huaweidevice.com/certification.

Notice: Observe the national local regulations in the location where the device is to be used. This device may be restricted for use in some countries.

Norge: Dette underavsnittet gjelder ikke for det geografiske området innen en radius på 20 km fra Ny-Ålesund.

For recently updated hotline and email address in your country, visit the web site www.huaweidevice.com/worldwide/support/hotline.

C€0979

Version: V100R001_01 Part Number: 312xxxxx