



BLUETOOTH SPEAKER

What's in box

- 1* Bluetooth speaker
- 1* USB cable
- 1* Audio cable
- 1* Instruction manual
- 1* Carabiner


■ Bluetooth Instruction (Note: The Bluetooth code is B61 , pair code: 0000)

1. Long press the middle button “  ” , hear the prompt sound, it has entered Bluetooth pairing status.
2. Starting up the Bluetooth function of mobile phone to search for Bluetooth device B61, select it and it may be prompted for a password (Note: some mobile phone can be connected directly without entering pairing code), enter “0000”, press “Yes” to connect
3. The Bluetooth speaker is ready for use.
4. Long press “+/-” to increase/decrease volume (it is also workable in line in mode)
Short press “+/-” to next/previous song (only useful in Bluetooth mode)
5. “  ”: Power on/off, play, pause (it is also workable in line in mode)

■ Hands free function

Establish Bluetooth connection between your phone and the B61 as described above.

To answer and end an incoming call, short press middle button “  ”

In music playing mode, twice press middle button “  ” to enter the redial function. The playback will pause and the device switches to the hands free function.

■ Line-in function: Connect it to any device with a 3.5mm interface to play music.

■ Charging the Battery

- . Plug the provided USB charging cable into the speaker and an active computer USB port or a USB AC adapter that is plugged into an active wall outlet.
- Charging time: 2-2.5 hours

■ Specifications:

Speaker: D40mm (130HZ-20KHZ)
Power output: 3W 4Ω
SNR: $\geq 85 \pm 2$ dB
Bluetooth version: 4.1
Bluetooth effective range: up to 10 meters
Polymer battery: 500mAh

Playing time: 3hours

Charging voltage: DC5V

NOTE: This equipment has been tested and found to comply with the limits for a Class B digital device, pursuant to part 15 of the FCC Rules. These limits are designed to provide reasonable protection against harmful interference in a residential installation. This equipment generates uses and can radiate radio frequency energy and, if not installed and used in accordance with the instructions, may cause harmful interference to radio communications. However, there is no guarantee that interference will not occur in a particular installation. If this equipment does cause harmful interference to radio or television reception, which can be determined by turning the equipment off and on, the user is encouraged to try to correct the interference by one or more of the following measures:

- Reorient or relocate the receiving antenna.
- Increase the separation between the equipment and receiver.
- Connect the equipment into an outlet on a circuit different from that to which the receiver is connected.
- Consult the dealer or an experienced radio/TV technician for help

Changes or modifications not expressly approved by the party responsible for compliance could void the user's authority to operate the equipment. This device complies with Part 15 of the FCC Rules. Operation is subject to the following two conditions:

- (1) this device may not cause harmful interference, and
- (2) this device must accept any interference received, including interference that may cause undesired operation.