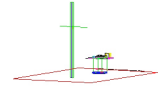




# PCTEST ENGINEERING LABORATORY, INC.

6660-B Dobbin Road, Columbia, MD 21045 USA  
Tel. 410.290.6652 / Fax 410.290.6554  
<http://www.pctestlab.com>



## RF EXPOSURE EVALUATION (MAXIMUM PERMISSIBLE EXPOSURE)

**Applicant Name:**

SmartSynch Inc.  
4400 Old Canton Road, Suite 300  
Jackson, MS 39211  
USA

**Date of Testing:**

October 11, 2010

**Test Site/Location:**

PCTEST Lab, Columbia, MD, USA

**Test Report Serial No.:**

0Y1010041666.QHC

**FCC ID:** QHC-OPENWAY1X

**APPLICANT:** SmartSynch Inc.

**EUT Type:** Smartmeter with Cellular/PCS CDMA and Zigbee

**FCC Rule Part(s):** FCC Part 1 (§1.1310) and Part 2 (§2.1091)

**FCC Classification:** PCS Licensed Transmitter (PCB)

**Test Procedure:** OET Bulletin 65



The device bearing the FCC Identifier specified above has been shown to comply with the applicable technical standards as indicated in the measurement report and has been tested in accordance with the measurement procedures specified in FCC OET Bulletin 65 (See Test Report). These measurements were performed with no deviation from the standards. Test results reported herein relate only to the item(s) tested.

I authorize and attest to the accuracy of data. All measurements reported herein were performed by me or were made under my supervision and are correct to the best of my knowledge and belief. I assume full responsibility for the completeness of these measurements and vouch for the qualifications of all persons taking them.

*PCTEST certifies that no party to this application has been subject to a denial of Federal benefits that includes FCC benefits pursuant to Section 5301 of the Anti-Drug Abuse Act of 1988, 21 U.S.C. 862.*

  
Randy Ortanez  
President





FCC ID: QHC-OPENWAY1X		 <b>PCTEST</b> ENGINEERING LABORATORY, INC.		MAXIMUM PERMISSIBLE EXPOSURE (MPE) DATA REPORT			Reviewed by: Quality Manager
Test Report S/N: 0Y1010041666.QHC		Test Dates: October 11, 2010		EUT Type: Smartmeter with Cellular/PCS CDMA and Zigbee		Page 1 of 7	

## TABLE OF CONTENTS

---

1.0	RF EXPOSURE EVALUATION – MAXIMUM PERMISSIBLE EXPOSURE (MPE).....	3
1.1	INTRODUCTION .....	3
1.2	EUT DESCRIPTION .....	3
1.3	MPE REQUIREMENTS OVERVIEW.....	4
1.4	PROCEDURE.....	5
1.5	SUMMARY OF RESULTS.....	6
2.0	CONCLUSION.....	7

<b>FCC ID:</b> QHC-OPENWAY1X		<b>MAXIMUM PERMISSIBLE EXPOSURE (MPE) DATA REPORT</b>		<b>Reviewed by:</b> Quality Manager
<b>Test Report S/N:</b> 0Y1010041666.QHC	<b>Test Dates:</b> October 11, 2010	<b>EUT Type:</b> Smartmeter with Cellular/PCS CDMA and Zigbee		Page 2 of 7

## 1.0 RF EXPOSURE EVALUATION – MAXIMUM PERMISSIBLE EXPOSURE (MPE)

### 1.1 Introduction

This document is prepared on behalf of SmartSynch Inc. to show compliance with the RF Exposure requirements as required in §1.1310 of the FCC Rules and Regulations and RSS-102 of Industry Canada.

The limit for Maximum Permissible Exposure (MPE), specified in FCC §1.1310, is listed in Table 1-1. According to FCC §1.1310 and RSS-102: the criteria listed in the following table shall be used to evaluate the environmental impact of human exposure to radio-frequency (RF) radiation as specified in §1.1307(b).

Frequency Range (MHz)	Electric Field Strength (V/m)	Magnetic Field Strength (A/m)	Power Density (mW/cm <sup>2</sup> )	Average Time (Minutes)
(A) Limits For Occupational / Control Exposures (f = frequency)				
30-300	61.4	0.163	1.0	6
300-1500	...	...	f/300	6
1500-100,000	...	...	5.0	6
(B) Limits For General Population / Uncontrolled Exposure (f = frequency)				
30-300	27.5	0.073	0.2	30
300-1500	...	...	f/1500	30
1500-100,000	...	...	1.0	30

Table 1-1. Limits for Maximum Permissible Exposure (MPE)



### 1.2 EUT Description

The SmartSynch FCC ID: QHC-OPENWAY1X is a Smartmeter containing an Itron Zigbee module (separately certified under FCC ID: SK9AMI-4) and a CDMA module (separately certified under FCC ID: IHDP56JE1). For this MPE evaluation the device is set to transmit from the antenna of each transmitter and the RF exposure of each transmitter is evaluated individually.

#### EUT:

Model: SSI Openway 1X  
 Grantee: SmartSynch Inc.  
 FCC ID: QHC-OPENWAY1X  
 Internal Antenna Gains: 1.5dBi – Cellular, 3.0dBi – PCS and 4.4dBi – 2.4GHz Zigbee Transmitter

The SSI Openway 1X is standard with internal antennas for the CDMA module and Zigbee module. However there is option for the CDMA module to be fitted with with an external antenna. The maximum gain antenna is determined in this report.

FCC ID: QHC-OPENWAY1X		MAXIMUM PERMISSIBLE EXPOSURE (MPE) DATA REPORT		Reviewed by: Quality Manager
Test Report S/N: 0Y1010041666.QHC	Test Dates: October 11, 2010	EUT Type: Smartmeter with Cellular/PCS CDMA and Zigbee		Page 3 of 7

### 1.3 MPE Requirements Overview



Three different categories of transmitters are defined by the FCC in OET Bulletin 65. These categories are fixed installation, mobile, and portable and are defined as follows:

- **Fixed Installations:** fixed location means that the device, including its antenna, is physically secured at a permanent location and is not able to be easily moved to another location. Additionally, distance to humans from the antenna is maintained to at least 2 meters.
- **Mobile Devices:** a mobile device is defined as a transmitting device designed to be used in other than fixed locations and to be generally used in such a way that a separation distance of at least 20 centimeters is normally maintained between the transmitter's radiating structures and the body of the user or nearby persons. Transmitters designed to be used by consumers or workers that can be easily re-located, such as a wireless modem operating in a laptop computer, are considered mobile devices if they meet the 20 centimeter separation requirement. The FCC rules for evaluating mobile devices for RF compliance are found in 47 CFR §2.1091.
- **Portable Devices:** a portable device is defined as a transmitting device designed to be used so that the radiating structure(s) of the device is/are within 20 centimeters of the body of the user. Portable device requirements are found in Section 2.1093 of the FCC's Rules (47 CFR§2.1093).

The FCC also categorizes the use of the device as based upon the user's awareness and ability to exercise control over his or her exposure. The two categories defined are Occupational/ Controlled Exposure and General Population/Uncontrolled Exposure. These two categories are defined as follows:

- **Occupational/Controlled Exposure:** In general, occupational/controlled exposure limits are applicable to situations in which persons are exposed as a consequence of their employment, who have been made fully aware of the potential for exposure and can exercise control over their exposure. This exposure category is also applicable when the exposure is of a transient nature due to incidental passage through a location where the exposure levels may be higher than the general population/uncontrolled limits, but the exposed person is fully aware of the potential for exposure and can exercise control over his or her exposure by leaving the area or by some other appropriate means. Awareness of the potential for RF exposure in a workplace or similar environment can be provided through specific training as part of a RF safety program. If appropriate, warning signs and labels can also be used to establish such awareness by providing prominent information on the risk of potential exposure and instructions on methods to minimize such exposure risks.
- **General Population/Uncontrolled Exposure:** The general population / uncontrolled exposure limits are applicable to situations in which the general public may be exposed or in which persons who are exposed as a consequence of their employment may not be made fully aware of the potential for exposure or cannot exercise control over their exposure. Members of the general public would come under this category when exposure is not employment-related; for example, in the case of a wireless transmitter that exposes persons in its vicinity. Warning labels placed on low-power consumer devices such as cellular telephones are not considered sufficient to allow the device to be considered under the occupational/controlled category, and the general population/uncontrolled exposure limits apply to these devices.

The Smartsynch Smartmeter with Cellular/PCS CDMA and Zigbee FCC ID: QHC-OPENWAY1X is evaluated to the Mobile Device requirements and is considered a device to be used by the General Population/Uncontrolled Exposure.

FCC ID: QHC-OPENWAY1X		MAXIMUM PERMISSIBLE EXPOSURE (MPE) DATA REPORT		Reviewed by: Quality Manager
Test Report S/N: 0Y1010041666.QHC	Test Dates: October 11, 2010	EUT Type: Smartmeter with Cellular/PCS CDMA and Zigbee		Page 4 of 7

## 1.4 Procedure

The procedure used to determine the RF power density was based upon a calculation for determining compliance with the MPE requirements.

The power generated by each transmitter used in this product was initially measured by a power meter and the powers were recorded. Through use of the Friis transmission formula with knowledge of the highest antenna gain, the power density level is calculated at a distance of 20cm. The power density for the Zigbee transmitter in the 2.4GHz band was calculated using the maximum peak power.

Evaluation of co-located transmitters was performed to ensure that the effective multiple transmitters do not exceed 100% of the total power density limit.

### Friis Transmission Formula

Friis transmission formula:  $P_d = (P_{out} * G) / (4\pi r^2)$

Where,

$P_d$  = Power Density (mW/cm<sup>2</sup>)

$\pi = 3.1416$

$P_{out}$  = output power to antenna (mW)

$r$  = distance between observation point and center of the radiator (cm)



$G$  = gain of antenna in linear scale

### Duty Cycle Correction

The following table shows the averaged power for CDMA.

Frequency (MHz)	Channel Number	Conducted Power	
		(dBm)	(mW)
824.7	1013	24.70	295
836.52	384	24.38	274
848.31	777	24.58	287
1851.25	25	24.93	311
1880	600	24.82	303
1908.75	1175	23.58	228

**Table 1-2. Average Power (CDMA Mode)**

<b>FCC ID:</b> QHC-OPENWAY1X		<b>MAXIMUM PERMISSIBLE EXPOSURE (MPE) DATA REPORT</b>		<b>Reviewed by:</b> Quality Manager
<b>Test Report S/N:</b> 0Y1010041666.QHC	<b>Test Dates:</b> October 11, 2010	<b>EUT Type:</b> Smartmeter with Cellular/PCS CDMA and Zigbee		Page 5 of 7

Frequency	824.7 MHz	
Limit	0.550 mW/cm <sup>2</sup>	
Distance (cm), R =	20 cm	
Power (dBm), P =	24.70 dBm	295.12 mW
TX Ant Gain (dBi), G =	1.50 dBi	
Power Density (S) =	0.083 mW/cm <sup>2</sup>	(at 20cm)
Minimum Distance =	7.8 cm	

Table 1-3. Calculated MPE Data for Cellular Band

Frequency:	1851.25 MHz	
Limit:	1.000 mW/cm <sup>2</sup>	
Distance (cm), R =	20 cm	
Power (dBm), P =	24.93 dBm	311.17 mW
TX Ant Gain (dBi), G =	3 dBi	
Power Density (S) =	0.1235 mW/cm <sup>2</sup>	(at 20cm)
Minimum Distance =	7.0 cm	

Table 1-4. Calculated MPE Data for PCS Band

Frequency	2405 MHz	
Limit	1.000 mW/cm <sup>2</sup>	
Distance (cm), R =	20 cm	
Power (dBm), P =	15.06 dBm	32.06 mW
TX Ant Gain (dBi), G =	4.4 dBi	
Power Density (S) =	0.018 mW/cm <sup>2</sup>	(at 20cm)
Minimum Distance =	2.7 cm	

Table 1-5. Calculated MPE Data for 2.4GHz Band



## 1.5 Summary of Results

Frequency Band [MHz]	Maximum EIRP [dBm]	MPE @ 20cm (mW/cm <sup>2</sup> )	Test Result
824.7 – 848.31	26.2	0.083	PASS
1851.25 – 1908.75	27.93	0.1235	PASS
2405 – 2475	19.46	0.018	PASS

Table 1-6. Maximum Permissible Exposure Summary Table



	Power Density (mW/cm <sup>2</sup> )	Limit (mW/cm <sup>2</sup> )	Percent MPE Used (%)
Transmitter #1	0.083	0.550	15.08
Transmitter #2	0.124	1.000	12.35
Transmitter #3	0.018	1.000	1.76
Total			29.19

Table 1-7. Maximum Permissible Exposure Co-location Table

FCC ID: QHC-OPENWAY1X		MAXIMUM PERMISSIBLE EXPOSURE (MPE) DATA REPORT		Reviewed by: Quality Manager
Test Report S/N: 0Y1010041666.QHC	Test Dates: October 11, 2010	EUT Type: Smartmeter with Cellular/PCS CDMA and Zigbee		Page 6 of 7

## 2.0 CONCLUSION

The device meets the mobile RF exposure limit at a 20cm separation distance as specified in §2.1091 of the FCC Rules and Regulations and Health Canada Safety Code 6. An appropriate RF exposure compliance statement will be placed in the user's manual.

<b>FCC ID:</b> QHC-OPENWAY1X		<b>MAXIMUM PERMISSIBLE EXPOSURE (MPE) DATA REPORT</b>		<b>Reviewed by:</b> Quality Manager
<b>Test Report S/N:</b> 0Y1010041666.QHC	<b>Test Dates:</b> October 11, 2010	<b>EUT Type:</b> Smartmeter with Cellular/PCS CDMA and Zigbee		Page 7 of 7