



Advanced
Compliance Laboratory

6 Randolph Way
Hillsborough, NJ 08844
Tel: (908) 927 9288
Fax: (908) 927 0728

ELECTROMAGNETIC EMISSION COMPLIANCE REPORT

of

RADIO CONTROL HELICOPTER/AIRPLANE TRANSMITTER

MODEL: 40301

FCC ID: QE8403XX49T

October 18, 2004

This report concerns (check one): Original grant ☒ Class II change ☐
Equipment type: Low Power Intentional Radiator

Deferred grant requested per 47 CF 0.457(d)(1)(ii)? yes ☐ no ☒
If yes, defer until: _____ (date)
Company agrees to notify the Commission by _____ (date)
of the intended date of announcement of the product so that the grant can be
issued on that date.

Transition Rules Request per 15.37? yes ☐ no ☒
If no, assumed Part 15, Subpart B for unintentional radiators - the new 47 CFR
[10-1-90 Edition] provision.

Report prepared for:	Interactive Toy Concepts (HK) Ltd.
Report prepared by:	Advanced Compliance Lab
Report number:	0048-040830-01



The test result in this report IS supported and covered by the NVLAP accreditation

Table of Contents

Report Cover Page.....1

Table of Contents2

Figures.....3

1. GENERAL INFORMATION.....4

 1.1 Verification of Compliance.....4

 1.2 Equipment Modifications.....5

 1.3 Product Information.....6

 1.4 Test Methodology6

 1.5 Test Facility.....6

 1.6 Test Equipment6

 1.7 Statement of the Document Use7

2. PRODUCT LABELING8

3. SYSTEM TEST CONFIGURATION9

 3.1 Justification.....9

 3.2 Special Accessories.....9

 3.3 Configuration of Tested System.....9

4. SYSTEM SCHEMATICS.....12

5. RADIATED EMISSION DATA.....13

 5.1 Field Strength Calculation13

 5.2 Test Methods and Conditions13

 5.3 Test Data.....13

6. PHOTOS OF TESTED EUT15

Figures

Figure 2.1 FCC ID Label8

Figure 2.2 Location of Label on Back of the EUT8

Figure 3.1 Radiated Test Setup, Position 110

Figure 3.2 Radiated Test Setup, Position 210

Figure 3.3 Radiated Test Setup, Position 311

Figure 4.1 EUT Schematics12

Figure 5.1 Bandwidth Plot.....15

Figure 6.1 Front View17

Figure 6.2 Rear View18

Figure 6.2 Inside View, Cover Opened.....19

Figure 6.3 Component Side20

Figure 6.4 Foil Side21

1. GENERAL INFORMATION

1.1 Verification of Compliance

EUT: BLADE RUNNER TRANSMITTER

Model: 40301

Applicant: Interactive Toy Concepts (HK) Ltd.
Unit 508, Tower B, New Mandarin Plaza, TST East
Kowloon, Hong Kong

Test Type: FCC Part 15C CERTIFICATION

Result: PASS

Tested by: ADVANCED COMPLIANCE LABORATORY


Test Date: Oct. 15, 2004

Report Number: 0048-040830-01

The above equipment was tested by Compliance Laboratory, Advanced Technologies, Inc. for compliance with the requirement set forth in the FCC rules and regulations Part 15 subpart C. This said equipment in the configuration described in the report, shows the maximum emission levels emanating from equipment are within the compliance requirements.

The estimated uncertainty of the test result is given as following. The method of uncertainty calculation is provided in Advanced Compliance Lab. Doc. No. 0048-01-01.

	Prob. Dist.	Uncertainty(dB)	Uncertainty(dB)	Uncertainty(dB)
		30-1000MHz	1-6.5GHz	Conducted
Combined Std. Uncertainty u_c	norm.	± 2.36	± 2.99	± 1.83



Wei Li
Lab Manager
Advanced Compliance Lab

Date: Oct. 18, 2004

1.2 Equipment Modifications

N/A

1.3 Product Information

System Configuration

ITEM	DESCRIPTION	FCC ID	CABLE
Product	BLADE RUNNER TRANSMITTER 40301 (1)	QE8403XX49T	
Housing	PLASTICS		
Power Supply	9V DC Battery		
Clock/OSC Freq.	49.89 MHz		
Receiver	40301 (RX)		

(1) EUT submitted for grant.

1.4 Test Methodology

Radiated tests were performed according to the procedures in ANSI C63.4-2001 at an antenna to EUT distance of 3 meters.

1.5 Test Facility

The open area test site and conducted measurement facility used to collect the radiated and conducted data are located at Hillsborough, New Jersey. This site has been accepted by FCC to perform measurements under Part 15 or 18 in a letter dated May 19, 1997 (Refer to: 31040/PRV 1300F2). The NVLAP Lab code for accreditation of FCC EMC Test Method is: 200101-0.

1.6 Test Equipment

Manufacture	Model	Serial No.	Description	Last Cal dd/mm/yy	Cal Due dd/mm/yy
Hewlett-Packard	HP8546A	3625A00341	EMI Receiver	23/10/03	23/10/04
EMCO	3104C	9307-4396	20-300MHz Biconical Antenna	12/02/04	12/02/05
EMCO	3146	9008-2860	200-1000MHz Log-Periodic Antenna	09/02/04	09/02/05
Fischer Custom	LISN-2	900-4-0008	Line Impedance Stabilization Networks	03/07/04	03/07/05
Fischer Custom	LISN-2	900-4-0009	Line Impedance Stabilization Networks	03/07/04	03/07/05
EMCO	6502	2665	10KHz-30MHz Active Loop Antenna	27/02/04	27/02/05
EMCO	3115	4945	Double Ridge Guide Horn Antenna	15/09/04	15/09/05

All Test Equipment Used are Calibrated Traceable to NIST Standards.

1.7 Statement for the Document Use

This report shall not be reproduced except in full, without the written approval of the laboratory. And this report must not be used by the client to claim product endorsement by NVLAP or any agency of the U.S. Government.

2. PRODUCT LABELING

FCC ID: QE8403XX49T

This device complies with part 15 of the FCC Rules. Operating is subject to the following two conditions: (1) This device may not cause harmful interference, and (2) this device must accept any interference received, including interference that may cause undesired operation.

Figure 2.1 FCC ID Label




Figure 2.2 FCC ID Label Location

3. SYSTEM TEST CONFIGURATION

3.1 Justification

The system was configured for testing in a typical fashion (as a customer would normally use it). And its antenna was permanently attached to the EUT with max length, 12in.

This manually operated transmitter will deactivate immediately after any control switch was released.

Testing was performed as EUT was operated at frequency channel 49.89MHz continuously.

3.2 Special Accessories

N/A

3.3 Configuration of Tested System

Figure 3.1 to Figure 3.3 illustrate this system, which is tested standing along.



Figure 3.1 Radiated Test Setup, position 1-X



Figure 3.2 Radiated Test Setup, position 2-Y



Figure 3.3 Radiated Test Setup, position 3-Z

TX-34A (17) - 450MHz. sch-1 - Thu Aug 19 16:02:18 2004

1. 2. 3. 4. 5. 6. 7. 8. 9. 10. 11. 12. 13. 14. 15. 16. 17. 18. 19. 20. 21. 22. 23. 24. 25. 26. 27. 28. 29. 30. 31. 32. 33. 34. 35. 36. 37. 38. 39. 40. 41. 42. 43. 44. 45. 46. 47. 48. 49. 50. 51. 52. 53. 54. 55. 56. 57. 58. 59. 60. 61. 62. 63. 64. 65. 66. 67. 68. 69. 70. 71. 72. 73. 74. 75. 76. 77. 78. 79. 80. 81. 82. 83. 84. 85. 86. 87. 88. 89. 90. 91. 92. 93. 94. 95. 96. 97. 98. 99. 100. 101. 102. 103. 104. 105. 106. 107. 108. 109. 110. 111. 112. 113. 114. 115. 116. 117. 118. 119. 120. 121. 122. 123. 124. 125. 126. 127. 128. 129. 130. 131. 132. 133. 134. 135. 136. 137. 138. 139. 140. 141. 142. 143. 144. 145. 146. 147. 148. 149. 150. 151. 152. 153. 154. 155. 156. 157. 158. 159. 160. 161. 162. 163. 164. 165. 166. 167. 168. 169. 170. 171. 172. 173. 174. 175. 176. 177. 178. 179. 180. 181. 182. 183. 184. 185. 186. 187. 188. 189. 190. 191. 192. 193. 194. 195. 196. 197. 198. 199. 200. 201. 202. 203. 204. 205. 206. 207. 208. 209. 210. 211. 212. 213. 214. 215. 216. 217. 218. 219. 220. 221. 222. 223. 224. 225. 226. 227. 228. 229. 230. 231. 232. 233. 234. 235. 236. 237. 238. 239. 240. 241. 242. 243. 244. 245. 246. 247. 248. 249. 250. 251. 252. 253. 254. 255. 256. 257. 258. 259. 260. 261. 262. 263. 264. 265. 266. 267. 268. 269. 270. 271. 272. 273. 274. 275. 276. 277. 278. 279. 280. 281. 282. 283. 284. 285. 286. 287. 288. 289. 290. 291. 292. 293. 294. 295. 296. 297. 298. 299. 300. 301. 302. 303. 304. 305. 306. 307. 308. 309. 310. 311. 312. 313. 314. 315. 316. 317. 318. 319. 320. 321. 322. 323. 324. 325. 326. 327. 328. 329. 330. 331. 332. 333. 334. 335. 336. 337. 338. 339. 340. 341. 342. 343. 344. 345. 346. 347. 348. 349. 350. 351. 352. 353. 354. 355. 356. 357. 358. 359. 360. 361. 362. 363. 364. 365. 366. 367. 368. 369. 370. 371. 372. 373. 374. 375. 376. 377. 378. 379. 380. 381. 382. 383. 384. 385. 386. 387. 388. 389. 390. 391. 392. 393. 394. 395. 396. 397. 398. 399. 400. 401. 402. 403. 404. 405. 406. 407. 408. 409. 410. 411. 412. 413. 414. 415. 416. 417. 418. 419. 420. 421. 422. 423. 424. 425. 426. 427. 428. 429. 430. 431. 432. 433. 434. 435. 436. 437. 438. 439. 440. 441. 442. 443. 444. 445. 446. 447. 448. 449. 450. 451. 452. 453. 454. 455. 456. 457. 458. 459. 460. 461. 462. 463. 464. 465. 466. 467. 468. 469. 470. 471. 472. 473. 474. 475. 476. 477. 478. 479. 480. 481. 482. 483. 484. 485. 486. 487. 488. 489. 490. 491. 492. 493. 494. 495. 496. 497. 498. 499. 500. 501. 502. 503. 504. 505. 506. 507. 508. 509. 510. 511. 512. 513. 514. 515. 516. 517. 518. 519. 520. 521. 522. 523. 524. 525. 526. 527. 528. 529. 530. 531. 532. 533. 534. 535. 536. 537. 538. 539. 540. 541. 542. 543. 544. 545. 546. 547. 548. 549. 550. 551. 552. 553. 554. 555. 556. 557. 558. 559. 560. 561. 562. 563. 564. 565. 566. 567. 568. 569. 570. 571. 572. 573. 574. 575. 576. 577. 578. 579. 580. 581. 582. 583. 584. 585. 586. 587. 588. 589. 590. 591. 592. 593. 594. 595. 596. 597. 598. 599. 600. 601. 602. 603. 604. 605. 606. 607. 608. 609. 610. 611. 612. 613. 614. 615. 616. 617. 618. 619. 620. 621. 622. 623. 624. 625. 626. 627. 628. 629. 630. 631. 632. 633. 634. 635. 636. 637. 638. 639. 640. 641. 642. 643. 644. 645. 646. 647. 648. 649. 650. 651. 652. 653. 654. 655. 656. 657. 658. 659. 660. 661. 662. 663. 664. 665. 666. 667. 668. 669. 670. 671. 672. 673. 674. 675. 676. 677. 678. 679. 680. 681. 682. 683. 684. 685. 686. 687. 688. 689. 690. 691. 692. 693. 694. 695. 696. 697. 698. 699. 700. 701. 702. 703. 704. 705. 706. 707. 708. 709. 710. 711. 712. 713. 714. 715. 716. 717. 718. 719. 720. 721. 722. 723. 724. 725. 726. 727. 728. 729. 730. 731. 732. 733. 734. 735. 736. 737. 738. 739. 740. 741. 742. 743. 744. 745. 746. 747. 748. 749. 750. 751. 752. 753. 754. 755. 756. 757. 758. 759. 760. 761. 762. 763. 764. 765. 766. 767. 768. 769. 770. 771. 772. 773. 774. 775. 776. 777. 778. 779. 780. 781. 782. 783. 784. 785. 786. 787. 788. 789. 790. 791. 792. 793. 794. 795. 796. 797. 798. 799. 800. 801. 802. 803. 804. 805. 806. 807. 808. 809. 810. 811. 812. 813. 814. 815. 816. 817. 818. 819. 820. 821. 822. 823. 824. 825. 826. 827. 828. 829. 830. 831. 832

Advanced Compliance Lab, 6 Randolph Way, Hillsborough, NJ 08844 Tel: (908) 927-9288 Fax: (908) 927-0728

5. RADIATED EMISSION DATA

5.1 Field Strength Calculation

The corrected field strength is automatically calculated by EMI Receiver using following:

$$FS = RA + AF + CF + AG$$

where FS: Corrected Field Strength in dB μ V/m

RA: Amplitude of EMI Receiver before correction in dB μ V

AF: Antenna Factor in dB/m

CF: Cable Attenuation Factor in dB


AG: Built-in Preamplifier Gain in dB (Stored in receiver as part of the calibration data)

5.2 Test Methods and Conditions

The initial step in collecting radiated data is a EMI Receiver scan of the measurement range below 30MHz using peak detector and 9KHz IF bandwidth / 30KHz video bandwidth. For the range 30MHz - 1GHz, 120KHz IF bandwidth / 120KHz video bandwidth are used. Both bandwidths are 1MHz for above 1GHz measurement. Up to 10th harmonics were investigated.

5.3 Test Data

The following data lists the significant emission frequencies, polarity and position, peak reading of the EMI Receiver, the FCC limit, and the difference between the peak reading and the limit. Explanation of the correction and calculation are given in section 5.1.

Test Personnel: 

Typed/Printed Name: Edward Lee

Date: Oct. 15, 2004

Radiated Test Data

Radiated Test Data (CH-49.89MHz)

| Frequency
(MHz) | Polarity
[H or V],
Position
(X,Y,Z) | Height
(m) | Azimuth
(Degree) | Peak
Reading
(dBμV/m) | FCC
3m Limit
(dBμV/m) | Difference
from limit
(dB) |
|--------------------|--|---------------|---------------------|-----------------------------|-----------------------------|----------------------------------|
| 49.89 | H-X | 1.4 | 0 | 71.3 | 80 | -8.7 |
| 99.8 | H-X | 1.5 | 10 | 33.0 | 43.5 | -10.5 |
| 149.7 | H-X | 1.4 | 10 | 34.1 | 43.5 | -9.4 |
| 49.89 | V-X | 1.1 | 10 | 74.4 | 80 | -5.6 |
| 99.8 | V-X | 1.1 | 10 | 33.5 | 43.5 | -10 |
| 149.7 | V-X | 1.2 | 0 | 36.2 | 43.5 | -7.3 |
| 199.6 | V-X | 1.1 | 10 | 29.9 | 43.5 | -13.6 |
| 49.89 | H-Y | 1.4 | 10 | 65.5 | 80 | -14.5 |
| 149.7 | H-Y | 1.4 | 10 | 40.3 | 43.5 | -3.2 |
| 199.6 | H-Y | 1.4 | 10 | 36.1 | 43.5 | -7.4 |
| 49.89 | V-Y | 1.1 | 30 | 64.7 | 80 | -15.3 |
| 99.8 | V-Y | 1.1 | 45 | 33.0 | 43.5 | -10.5 |
| 149.7 | V-Y | 1.2 | 20 | 35.8 | 43.5 | -7.7 |
| 49.89 | H-Z | 1.4 | 0 | 68.8 | 80 | -11.2 |
| 99.8 | H-Z | 1.3 | 10 | 31.2 | 43.5 | -12.3 |
| 149.7 | H-Z | 1.4 | 20 | 38.0 | 43.5 | -5.5 |
| 199.6 | H-Z | 1.5 | 20 | 36.0 | 43.5 | -7.5 |
| 49.89 | V-Z | 1.1 | 20 | 62.1 | 80 | -17.9 |
| 99.8 | V-Z | 1.1 | 70 | 32.0 | 43.5 | -11.5 |
| 149.7 | V-Z | 1.2 | 80 | 33.4 | 43.5 | -10.1 |

(1) The limit for emissions within the 49.82-49.90MHz band is 10,000uV(80dB). Sec. 15.235. The limit for other emissions is defined in Sec. 15.209.

(2) If each peak reading is less than the FCC average limit, it'll be not necessary to show the (calculated) average reading.

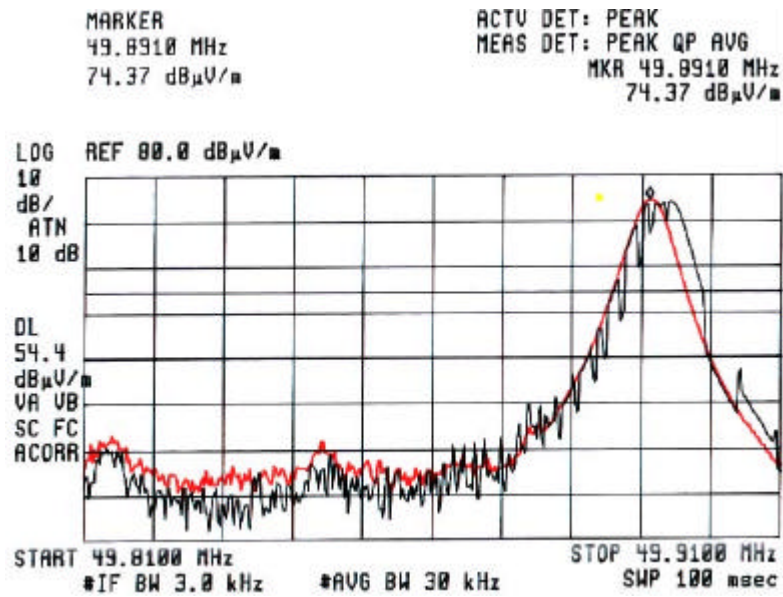


Figure 5.1 Bandwidth Plot (marker for un-modulated carrier)

6. PHOTOS OF TESTED EUT

The following photos show the inside details of the EUT.