

TEL•TRON *Companion One*[®]

Universal Transmitter

Wireless Series

Description

Tel-Tron universal transmitters allow for wireless activation of an alarm from anywhere within a resident apartment or common area. These transmitters can be used within a full wireless system, within a telephony system, or as an added feature to a Direct Connect system.

Universal transmitters, when activated, send a signal to either a WRMA wireless receiver on a wireless system, to a TVTA or TVCA which acts as a wireless receiver on a telephony based system, or a WARB wireless receiver on a Direct Connect system.

The universal transmitter is activated by triggering the programmable input channel, which is connected to an external dry contact at installation. The universal transmitter also contains a programmable tamper switch which can detect the fact that the cover has been removed - a feature useful in dementia-care operations where the resident may attempt to tamper with the device in an effort to avoid detection during egress.

The **WUTA** is activated by an open on a normally closed contact or a close on a normally open contact. Either configuration may be selected with the use of a shunt. (See *Shunts* on reverse side).

The **WUTA-RS** operates just the same as a standard WUTA but also includes a reed switch, which uses a door mount magnet to create a close.

The **WUTA-DB** is used in door bell applications and includes the push button and single-gang fixture.



WUTA / WUTA-RS

Universal Transmitter



WUTA-DB

Door Bell Transmitter

FCC ID: QE2-WECA

This device complies with part 15 of the FCC Rules. Operation is subject to the following two Conditions: (1) This device may not cause harmful interference, and (2) this device must accept any interference received, including interference that may cause undesired operation.

Compatibility

Wireless System

WRMx	Wireless Receiver
WAPA	Wireless Network Access Point

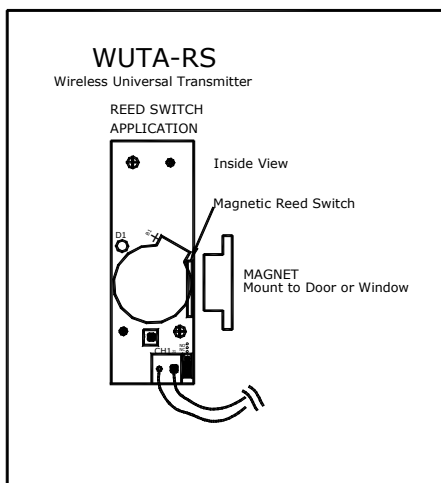
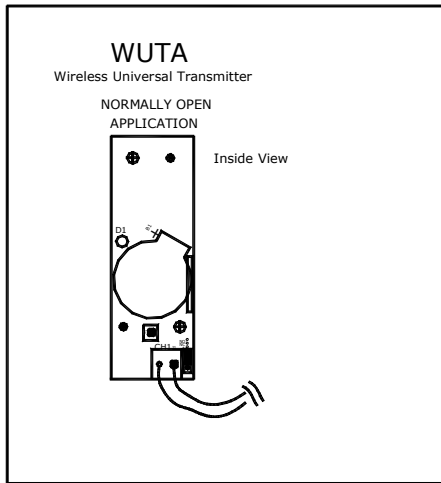
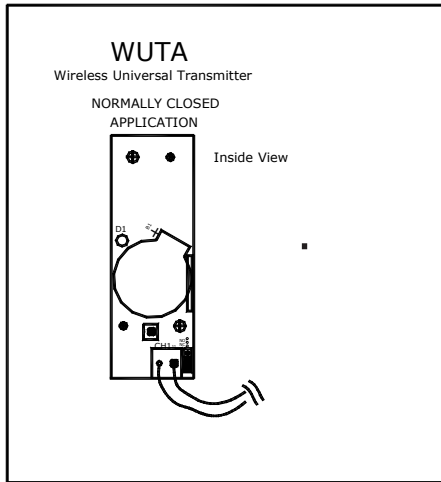
Telephony System

TVTA	CarePartner Telephone
TVCA	PhoneMate Communicator

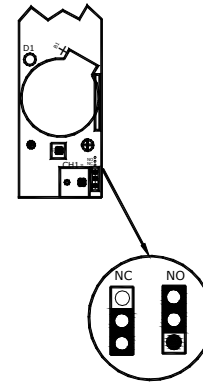
Direct Connect System

WARx	Wireless Receiver
------	-------------------

Universal Transmitter Connection Detail



SHUNTS



Mounting Requirements

WUTA/WUTA-RS

The WUTA universal transmitter is designed to be mounted on a wall or doorway using the provided double-stick foam tape. For rugged applications, the WUTA can also be mounted using the provided screws via two screw holes located inside the unit. The screw holes are on the circuit board and exit through the back of the product. DO NOT overtighten the screws. DO NOT use drywall screws. DO NOT install directly on metal surfaces.

WUTA-DB

The WUTA-DB doorbell transmitter is designed to be mounted on a wall. Install the back plate using customer-provided screws first, then snap the enclosure onto the back plate. DO NOT install directly on metal surfaces.

Specifications - WUTA / WUTA-RS

Color	White
Dimensions	4" x 1" x 1.25"
Battery	CR2450, 3.0V

Specifications - WUTA-DB

Color	White
Dimensions	3.1" x 4.75" x 2"
Battery	CR2450, 3.0V