



UHF WIRELESS MICROPHONE RECEIVER SYSTEM

## USER'S MANUAL

### UHF WIRELESS MICROPHONE RECEIVER SYSTEM

- PU-821 Dual Channels
- PU-811 Single Channel
- PU-812 Single Channel Diversity

# ***Promic***

PROMIC TECHNOLOGY CO., LTD.

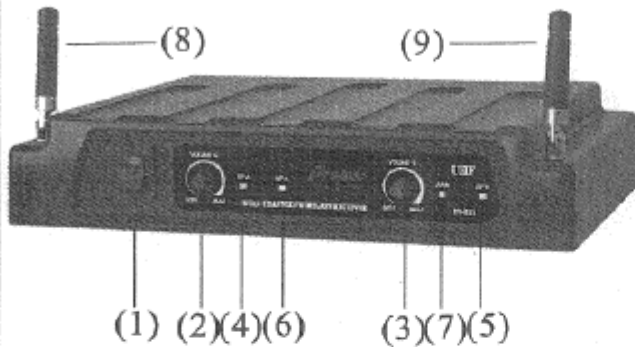
## ◀ Contents ▶

◀ Contents/Preface	1
◀ Parts Description	2 - 3
◀ Product Characteristic & Specification	4
◀ User's Guide	5
◀ Important Safeguards	6 - 7
◀ Basic Set	8

## ◀ Preface ▶

Thank you for choosing **Promic** products PU-821/812/811 UHF wireless microphone receiver system. Before use please read carefully this manual to know the right operation way in order to have the best result and excitement.

## Parts Description




**PU-821**

### 1. Front Panel

#### PU-821

- (1) Power Switch
- (2) Volume Control of CH-A
- (3) Volume Control of CH-B
- (4) Microphone Signal LED Indicator A (RF A)
- (5) Microphone Signal LED Indicator B (RF B)
- (6) Sound Signal LED Indicator A
- (7) Sound Signal LED Indicator B
- (8) Antenna
- (9) Antenna



**PU-812**

### Front Panel

#### PU-812

- (1) Power Switch
- (2) Volume Control
- (3) Sound Signal LED Indicator
- (4) Microphone Signal LED Indicator A (RF A)
- (5) Microphone Signal LED Indicator B (RF B)
- (6) Antenna
- (7) Antenna

(Pictures For Reference Only)

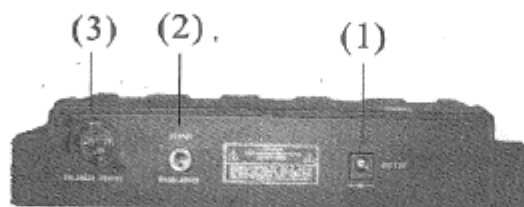
## Parts Description



**PU-811**

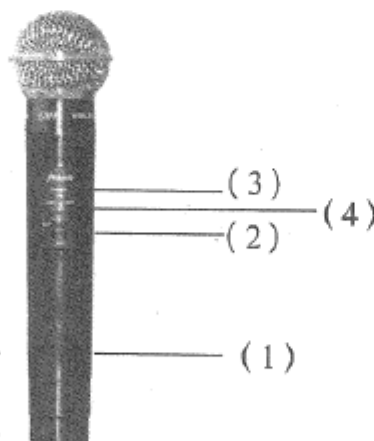
### Front Panel PU-811

- (1) Power Switch
- (2) Volume Control
- (3) Sound Signal LED Indicator
- (4) Microphone Signal LED Indicator
- (5) Antenna



### 2. Back Panel

- (1) DC Input
- (2) Unbalanced Output
- (3) Balanced Output



### 3. Microphone Parts

- (1) Battery Cover
- (2) Power Switch
- (3) Power LED Indicator
- (4) Low Battery LED Indicator

(Pictures For Reference Only)

—▶ **Product Characteristic** ▶—

1. Frequency Range: UHF 615 ~ 805 MHz.
2. Frequency Stability:  $\pm 0.005\%$  quartz oscillation controlled,  
with temperature stabilizer.
3. Modulation(Max):  $\pm 30\text{KHZ}$ .
4. Frequency Response: 50Hz~18KHz  $\pm 3\text{dB}$ .
5. Hum & Noise: 96dB min.
6. Dynamic Range: 100dB min.
7. Distortion: less than 1%.

—▶ **Wireless Microphone Features and Specification** ▶—

1. Antenna: built-in with noise terminator circuit.
2. Battery: DC9V.
3. Current Consumption: 45mA.
4. Power Output: 15mW
5. Spurious Emission: 45dB min.

—▶ **Wireless Receiver Features and Specification** ▶—

1. Quartz controlled fixed frequency receiving mode.
2. Sensitivity: 10dB/uV(S/N 60dB).
3. Image and Spurious Rejection: min 80dB.
4. Output: unbalanced 0.1V 600  $\Omega$ ;  
balanced output 0.1V 600  $\Omega$ .
5. Receiver Mode: PU-821 dual channels,  
PU-811 single channel,  
PU-812 single channel diversity.
6. Power Source: DC12V 300mA.
7. Dimensions: (L)22\*(W)15\*(H)4.3 CM.

## ◀ User's Guide ▶

- 1、 Insert adapter DC plug into DC input jack(1), insert the other AC plug into AC power supply outlet(According to the sign on the back side).
- 2、 Sound Signal Output Jack: Insert one end of the cable connector plug into the signal output jack (2) at the back of the receiver and the other end of the plug into amplifier or mixer MIC-IN jack.
- 3、 Push on receiver's power switch(1), power LED indicator will light, this indicates that receiver works normally.
- 4、 Insert attached 9V battery into wireless microphone's battery compartment, and then close the cover.
- 5、 Turn on microphone power switch(2), power LED indicator(3) will light, low battery LED indicator (4) will flash once then off, this indicates that microphone is ready to use.
- 6、 At this time one of the receiver's RF LED indicator (4) or (5) will light. Adjust volume control to make receiver's volume to be in normal working state. Finish test of wireless microphone.
- 7、 The cartridge suit of hand-held microphone, with patented detachable design, can be easily replaced by our other professional cartridge suits. Our company has specially designed cartridge suits for replacement.

## ! CAUTION

- ① Do not open this product by yourself for adjustment.
- ② If water goes into this product, please turn off the power immediately and send it to after-sale service department of our company for handling.
- ③ One receiver cannot receive signal from two same frequency microphones simultaneously. Other microphone with different frequency or brand cannot be used for this receiver.

## ! WARNING RISK OF HUMAN HEAVY INJURY OR DEATH IF USE IMPROPERLY

### During Operation

To reduce the risk of fire or electric shock, do not remove the cover. High voltage parts inside. Submit this equipment to Promic dealer for examination, adjustment and repair.



Do Not  
Disassemble

Do not put vessel of liquid or small metal parts on the top of this equipment.



Forbidden

To reduce the risk of fire or electric shock, do not let metal or flammable parts drop into this equipment.



Forbidden

To reduce the risk of shock, do not touch power outlet when it thunders.



Do Not Touch

## ! CAUTION RISK OF HUMAN HEAVY INJURY OR GOODS DAMAGE IF USE IMPROPERLY

### During Setup and Installation

To reduce the risk of electric shock, do not pull power plug with wet hands.



Forbidden

To reduce the risk of fire or electric shock from damaged power cord, do not pull power cord when pull out the power plug. Always grasp the plug tightly then pull it out.



Forbidden

To reduce the risk of fire or electric shock from damaged power cord, do not move this equipment when the AC power plug is still on.



Pull Out  
AC Plug

To reduce the risk of fire or electric shock, do not expose this equipment to moisture, dust and sun. Keep away from hot apparatus or place with oil, smoke and water.



Forbidden

To prevent hurt from heavy article dropping, do not put heavy article on the top of this equipment.



**! CAUTION RISK OF HUMAN HEAVY INJURY OR GOODS DAMAGE IF USE IMPROPERLY**

**During Operation**

Clear the dust inside regularly.

Accumulated dust inside for a long period of time is apt to cause fire.  
Contact Promic dealer for inside dust cleaning.



Keep power plug and outlet clean.

Power plug and outlet with accumulated dust is apt to cause fire,  
clean them regularly.

Insert power plug into power outlet entirely.



To reduce the risk of fire or electric shock, turn off the power and  
pull out the plug for safety if this equipment will not be used for  
a long period of time after set-up.



**! WARNING RISK OF HUMAN HEAVY INJURY OR DEATH IF USE IMPROPERLY**

**During Setup and Installation**

To reduce the risk of fire or electric shock, do not put this equipment  
into water or make it wet.



To reduce the risk of electric shock, use only the specified power voltage.



To reduce the risk of fire or electric shock, do not damage the power  
cord or place it close to hot apparatus. Do not put heavy article on  
the cord.



To prevent damage from dropping or inclining, do not put  
equipment on shaking, inclining etc. unstable place.



**During Operation**

To reduce the risk of fire or electric shock caused by continued use  
when abnormality occurs, please pull out power plug and contact  
Promic dealer when the following happens:

1. When smoke comes out from this equipment and peculiar smell  
can be smelt.
2. Water or other article goes into this equipment.
3. Drop on the ground and cover is damaged.
4. Power cord damaged (core comes out or cord is broken).
5. No sound output.





## **LICENSING REQUIREMENTS**

**This equipment complies with Part 74 of the FCC Rules.**

**A license is required for operation subjective device will be issued only to the following:**

- (1) A licensed of an AM, FM, TV or international broadcast station or low power TV station. Low power auxiliary stations will be licensed for used with a specific broadcast or low power TV station or combination of stations licensed to the same licensee within the same community.**
- (2) A broadcast network entity.**
- (3) A cable television system operator who operates a cable system that produces program material for origination or access cablecasting as defined in §76.5(r).**
- (4) Motion picture producers as defined in §74.801.**
- (5) Television program producers as defined in §74.801.**
- (6) Licensees an conditional licensees of stations in the Multipoint Distribution service and Multichannel Multipoint Distribution Service as defined in §21.2 of this chapter, or entities that hold an executed lease agreement with an MDS or MMDS licensee or conditional licensee or with an Instructional Television Fixed service licensee or permitted.**

**Basic Set****PU-821**

Receiver x 1  
Handheld MIC x 2  
AC Adapter x 1  
1/4" Jack Connector Cable x 1  
9V Battery x 2  
User's Manual x 1

**PU-812/811**

Receiver x 1  
Handheld MIC x 1  
AC Adapter x 1  
1/4" Jack Connector Cable x 1  
9V Battery x 1  
User's Manual x 1