


11. SETUP PHOTOS


11.1. ANTENNA PORT CONDUCTED RF MEASUREMENT SETUP




11.2. RADIATED RF MEASUREMENT SETUP

ABOVE 1GHz

RADIATED FRONT PHOTO – Above 1GHz




RADIATED BACK PHOTO – Above 1GHz




BELOW 1GHz

RADIATED FRONT PHOTO – Below 1GHz



RADIATED BACK PHOTO – Below 1GHz




11.3. POWERLINE CONDUCTED EMISSIONS MEASUREMENT SETUP

LINE CONDUCTED FRONT PHOTO



LINE CONDUCTED BACK PHOTO



END OF REPORT