



## 13. SETUP PHOTOS

### 13.1. ANTENNA PORT CONDUCTED RF MEASUREMENT SETUP



## 13.2. RADIATED RF MEASUREMENT SETUP

RADIATED FRONT PHOTO



RADIATED BACK PHOTO



### 13.3. POWERLINE CONDUCTED EMISSIONS MEASUREMENT SETUP


LINE CONDUCTED FRONT PHOTO



LINE CONDUCTED BACK PHOTO



### 13.4. DYNAMIC FREQUENCY SELECTION MEASUREMENT SETUP



DFS BACK PHOTO (EUT)



DFS FRONT PHOTO (CLIENT MODE SETUP)





DFS FRONT PHOTO (CLIENT-TO-CLIENT COMMUNICATIONS  
MODE SETUP)



**END OF REPORT**