



12. SETUP PHOTOS

ANTENNA PORT CONDUCTED RF MEASUREMENT SETUP



RADIATED RF MEASUREMENT SETUP



RADIATED BACK PHOTO




RADIATED RF MEASUREMENT SETUP FOR PORTABLE CONFIGURATION


X-AXIS IS WORST CONFIGUTATION



Y-AXIS PHOTO



Z-AXIS PHOTO



POWERLINE CONDUCTED EMISSIONS MEASUREMENT SETUP

LINE CONDUCTED FRONT PHOTO



LINE CONDUCTED BACK PHOTO



END OF REPORT