



11. SETUP PHOTOS

ANTENNA PORT CONDUCTED RF MEASUREMENT SETUP



RADIATED RF MEASUREMENT SETUP FOR PORTABLE CONFIGURATION WORST-CASE: X-AXIS



Y-AXIS PHOTO



Z-PHOTO




WORST-CASE - RADIATED RF MEASUREMENT SETUP

RADIATED FRONT PHOTO



RADIATED BACK PHOTO



POWERLINE CONDUCTED EMISSIONS MEASUREMENT SETUP

LINE CONDUCTED FRONT PHOTO



LINE CONDUCTED BACK PHOTO



END OF REPORT