

## 9. SETUP PHOTOS

### RADIATED RF MEASUREMENT SETUP (WORST-CASE CONFIGURATION)

RADIATED FRONT PHOTO



RADIATED BACK PHOTO



**RADIATED RF MEASUREMENT SETUP FOR PORTABLE CONFIGURATION**


X-AXIS FRONT PHOTO




X-AXIS BACK PHOTO




Y-AXIS FRONT PHOTO




Y-AXIS BACK PHOTO



Z-AXIS FRONT PHOTO



Z-AXIS BACK PHOTO






**POWERLINE CONDUCTED EMISSIONS MEASUREMENT SETUP**

LINE CONDUCTED FRONT PHOTO



LINE CONDUCTED BACK PHOTO



**END OF REPORT**