


8. SETUP PHOTOS

RF CONDUCTED SETUP



RADIATED RF MEASUREMENT SETUP

RADIATED FRONT PHOTO – FOR ABOVE 1GHZ TEST




RADIATED BACK PHOTO – FOR ABOVE 1GHZ TEST




RADIATED SIDE PHOTO – FOR ABOVE 1GHZ TEST





POWERLINE CONDUCTED EMISSIONS MEASUREMENT SETUP



LINE CONDUCTED BACK PHOTO



END OF REPORT