



## 8. SETUP PHOTOS

### RF CONDUCTED SETUP



**RADIATED RF MEASUREMENT SETUP**




RADIATED BACK PHOTO – FOR ABOVE 1GHZ TEST




RADIATED SIDE PHOTO – FOR ABOVE 1GHZ TEST







**POWERLINE CONDUCTED EMISSIONS MEASUREMENT SETUP**



LINE CONDUCTED BACK PHOTO



**END OF REPORT**