

## Introduction.

Thank you for purchasing the Flash Memory Driver from HANSOLMS

Flash Disk use a USB port, Flash Memory chip for new Apple iMac, and PC compatible owners.

Flash Disk can be shared easily data (picture, music, etc) between your personal computer or notebook device (with USB port) and connect Flash Disk

## FCC RF INTERFERENCE STATEMENT

### NOTE:

This equipment has been tested and found to comply with the limits for a Class B digital device, pursuant to Part 15 of the FCC Rules. These limits are designed to provide reasonable protection against harmful interference in a residential installation.

This equipment generates, uses and can radiate frequency energy and if not installed used in accordance with the instruction, may cause harmful interference to radio communication. However, there is no guarantee that interference will not occur in a particular installation.

If this equipment does cause harmful interference to radio or television reception which can be determined by turning the equipment off and on, the user is encouraged to try to correct the interference by one or more of the following measures.

- Reorient or relocate the receiving antenna.
- Increase the separation between the equipment and receiver.
- Connect the equipment into an outlet on a circuit different from that to which the receiver is connected.
- Consult the dealer or an experienced radio, TV technical for help.
- Only shielded interference cable should be used.

Finally, any changes or modification to the equipment by the user not expressly approved by the frantee or manufacturer could void the users authority to operate such equipment,

DEVICE COMPLLES,WITH PART 15 OF THE FCC RULES. OPERATION IS SUBJECT TO THE FOLLOWING TWO CONDITIONS: (1) THIS DEVICE MAY NOT CAUSE HARMFUL INTERFERENCE,AND (2) THIS DEVICE MUST ACCEPT ANY INTERFERENCE RECEIVED, INCLUDING INTERFERENCE THAT MAY CAUSE UNDESIREED OPERATION.

## SPECIFICATION

### Read and Write Flash memory

8MB,16MB,32MB,64MB,128MB

### This device supports plug and play without device driver file

( except Windows 98 )

### windows 98/ME, 2000,XP , Mc OS support

### UFI(USB Floppy Interface) protocol application

### USB high - speed transfer read/write function

( Read transfer rate : 6MB, Write transfer rate : 4MB)

### Draw power directly from USB port

### USB external cable length : 1m

## APPLICATION

### Data storage

1. When you want to save large file( graphic or animation file) and need removable.
2. When are you want transfer data file from Other PC to your pc.
3. Because of too high capacity file didn't send a e-mail. You can able to flash memory driver.

### Write protect Function

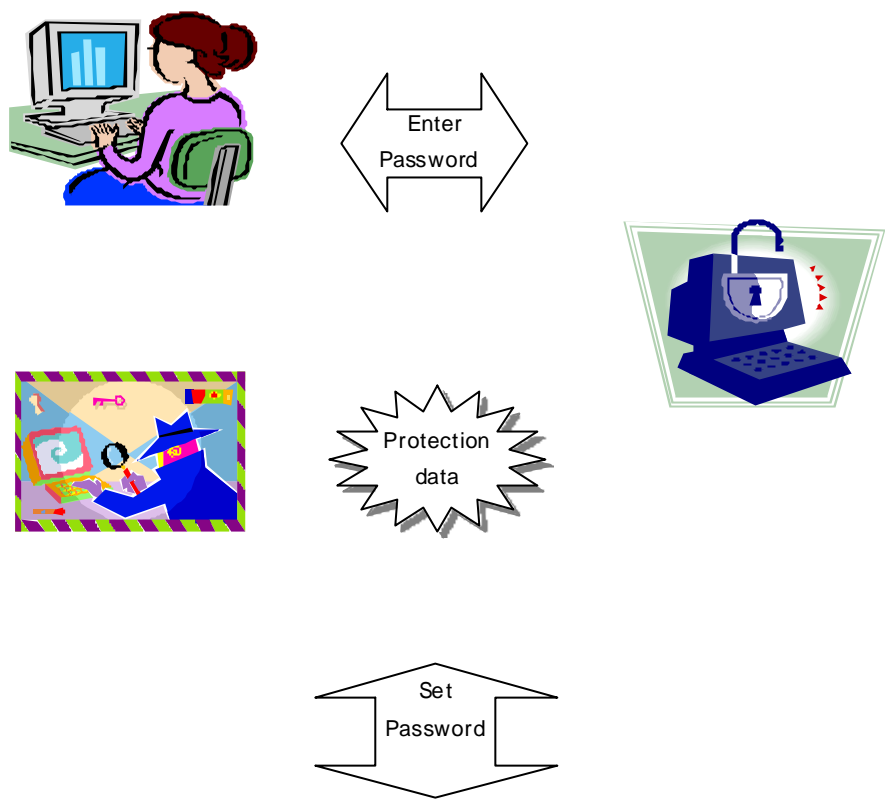
1. If you wanted to have a removable or portable protect data.
2. While switch on is write protect and switch off is write available


### Digital Device

- 1.You can share all data easily between your computer and notebook with USB port computer



Part of Flash disk





1. **USB connector (male)**  
transfer rates of up to 6Mbps  
Plug & Play  
networking



2. **External Cable**  
Design on removable and portable  
Length : 1M

## Installing the driver software

FLASH DISK adopted Plug and Play .

So you can use Flash Disk before install CD except Windows 98, But if you want to used Protect function. You must install the application software.

The Flash Disk is relatively easy to install and operate. To avoid complication during the installation process .So we are adopted auto installing form.

After insert Install CD you just click install button then You will then see a status window advising. The progress of the current installation .

And Click "Finish" , then install progress finish completely.

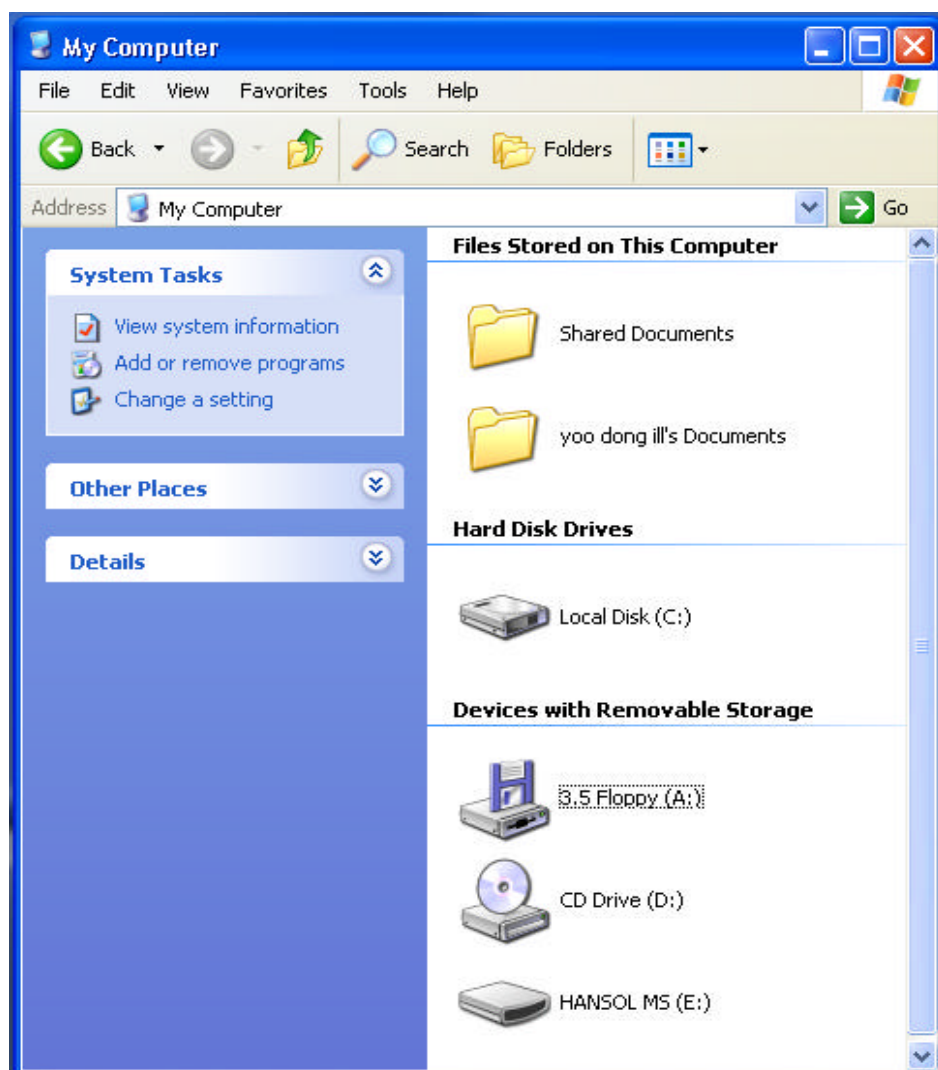
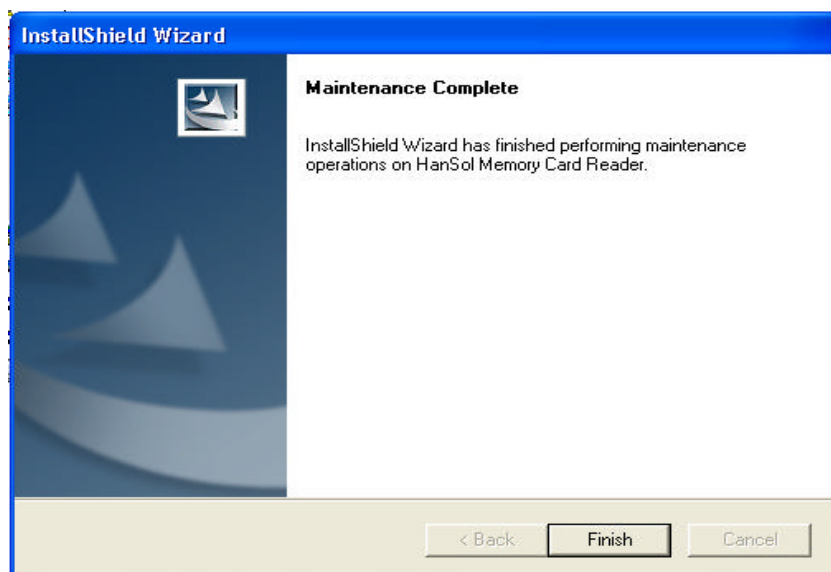
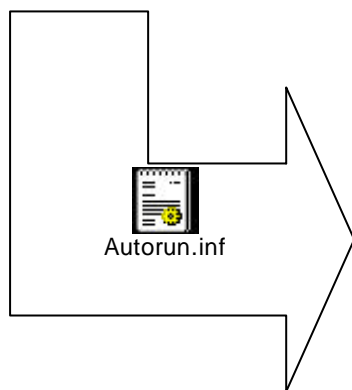
1.Install CD insert CD - ROM .



2.Click Install button..



 **Hansolms Install**    **Hansolms Uninstall**    **Exit**



FLASH DISK pass code enter

#### Protect Function

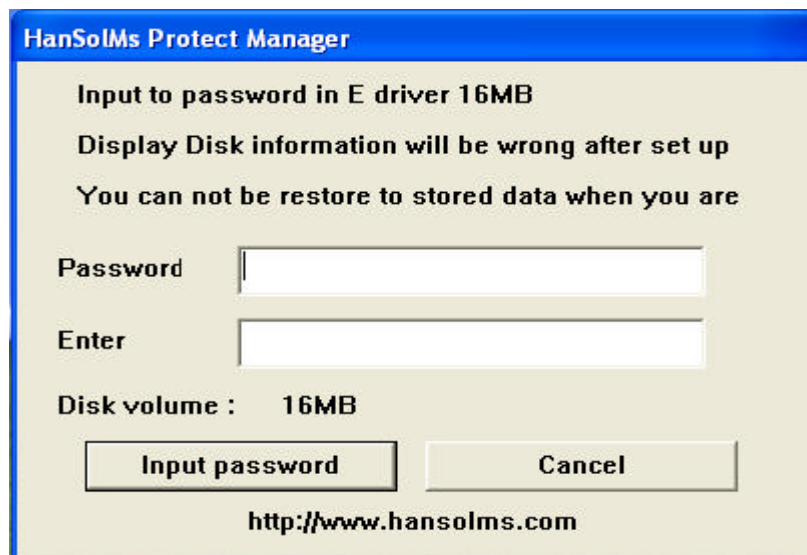
Protect storage data through create password.

If you don't input password then you can't open file.

You can to enter up to 16 character include alphabet, number.

#### WARNING

You can not restore data if you forget password.



**HanSolMs Protect Manager**

Input to password in E driver 16MB

Display Disk information will be wrong after set up

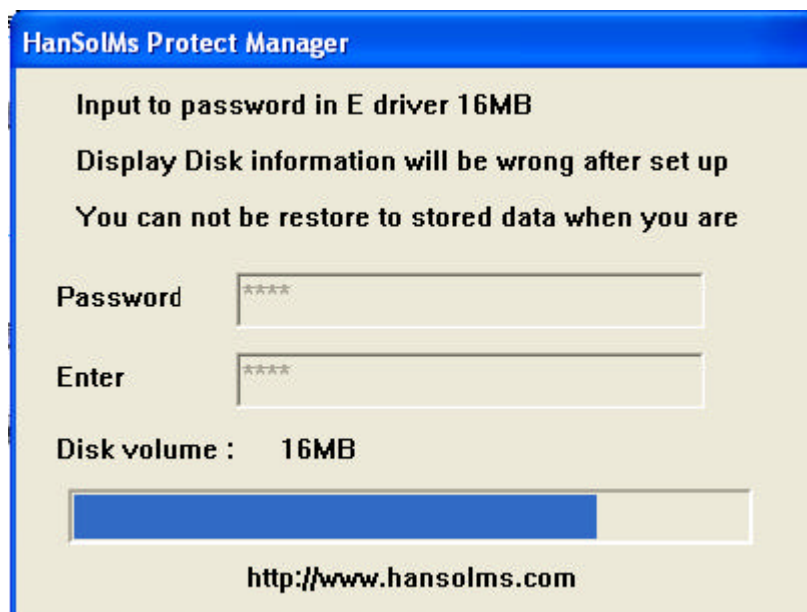
You can not be restore to stored data when you are

Password

Enter

Disk volume : 16MB

<http://www.hansolms.com>



**HanSolMs Protect Manager**

Input to password in E driver 16MB

Display Disk information will be wrong after set up

You can not be restore to stored data when you are

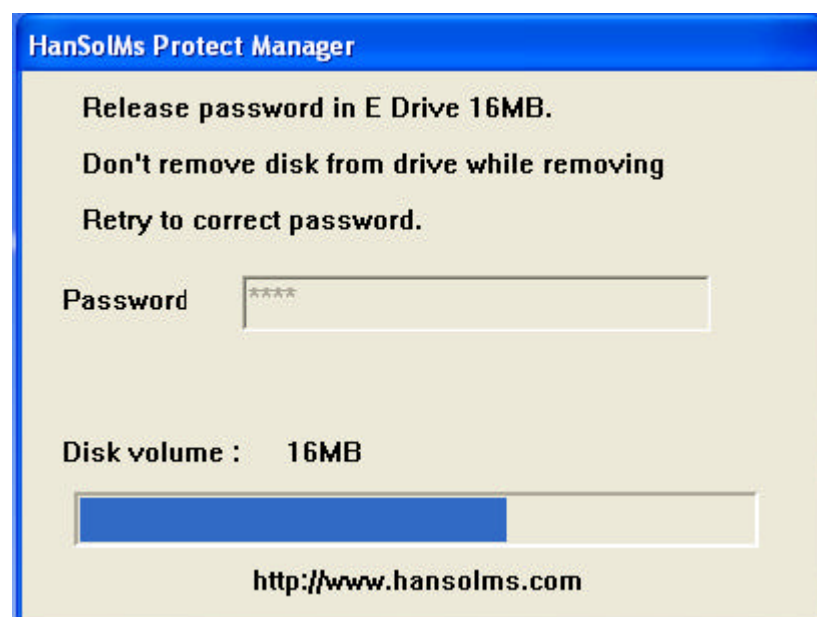
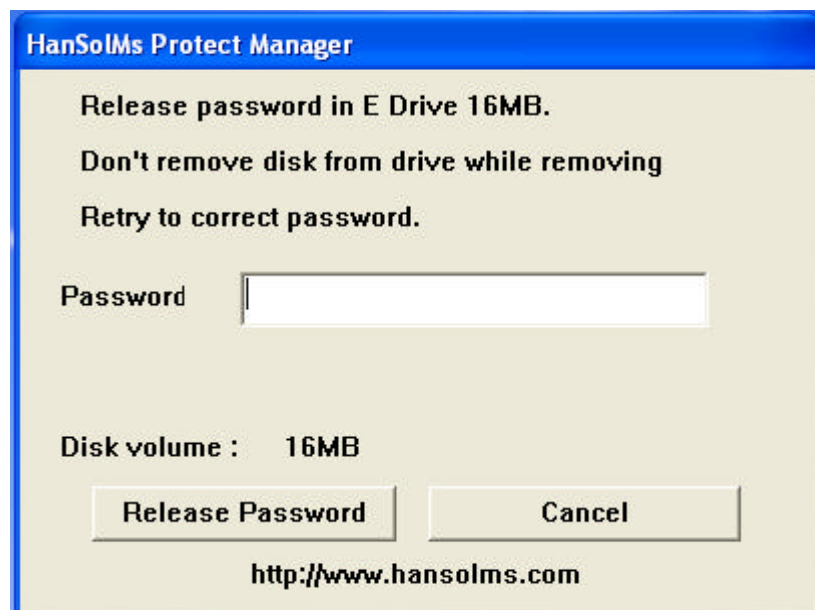
Password

Enter

Disk volume : 16MB

<http://www.hansolms.com>

FLASH DISK pass code delete



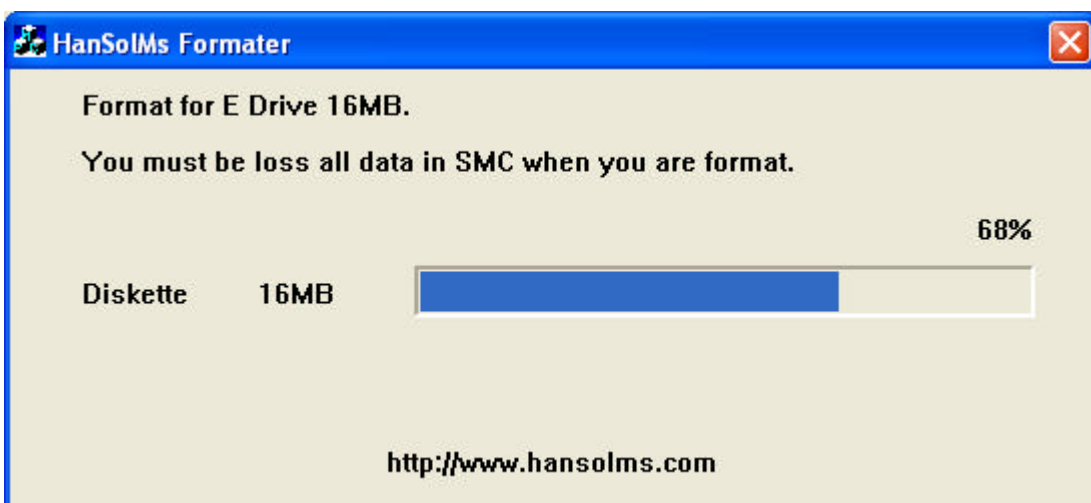
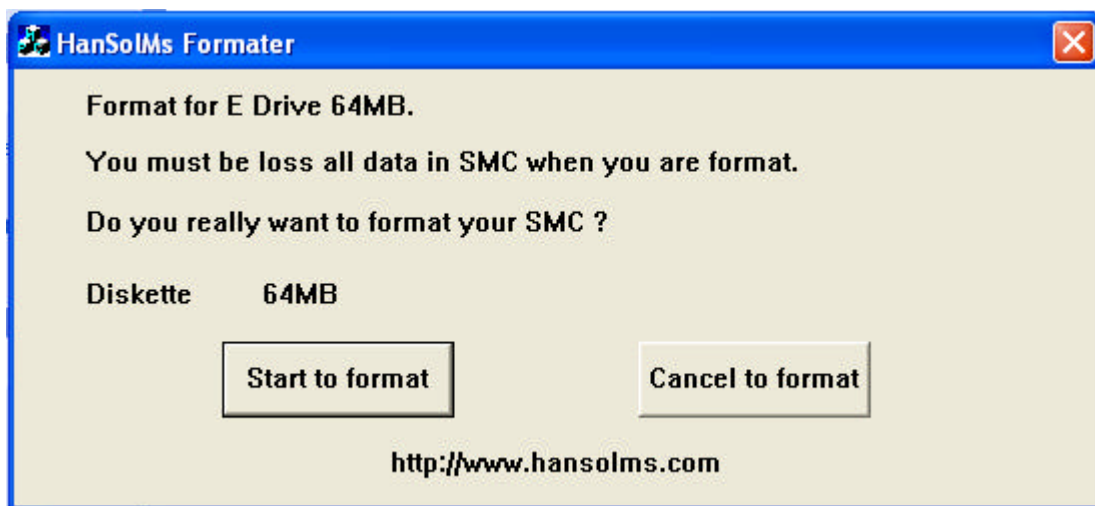


## Format

You can use "RECOVERING(SSFDC) format" function when card operation is in correct or in error.

## WARNING

You will be loss all data in FLASH DISK if you do "format" or "Recovering format".  
Don't take out Flash DISK is working.



## Flash Disk example

Plug Flash Disk USB Port of your PC

With a PC compatible computer, running Windows (98/ME, 2000), an icon will appear under "My Computer" as a "Removable Disk or HANSOLMS".

[Removable Disk] Click right button in mouse created pop-up menu

You able to format and Protect function in pop-up menu

**WARNING:** Do not to remove the FLASH DISK in Red / Blue led (Activity Mode).

